

- 106 For monolithic image sensors: MOS or CCD?
- 114 Minicomputers in action: tracking a city's rainfall
- 124 Special: previewing the National Computer Conference

LIBRARY
 STATE TECHNICAL INSTITUTE
 MEMPHIS

Electronics®

SPECIAL:
 SMOOTHING
 DATA FLOW WITH
 COMMUNICATIONS
 PROCESSORS

1420 TCH598 MCSAL JUN73
 ST TECHNICAL INST
 LIBRY
 5983 MACON COVE
 MEMPHIS TN
 38128



**IT
TAKES
THE
LEADER
TO PUT
IT ALL
TOGETHER**

MSC Again
Advances the
State-of-the-Art
in Microwave
Power Transistors
with the **AMPAC™**

TACAN-RADAR-TELECOMMUNICATIONS

FEATURES:

- **Input Impedance Matching**—Ease of Broadbanding
- **Output Impedance Matching**—Higher Collector Efficiency / Lower Junction Temperature
- **Hermetic Construction**—Improved Reliability

Call or write us for further information on Microwave Semiconductor Corp.'s AMPAC power transistors and other components—all available from stock and priced to minimize your system cost. Also feel free to contact us for advance information on any of our latest developments.

	AMPAC 0912-50	AMPAC 1214-30	AMPAC 1417-24	AMPAC 1720-10	AMPAC 2023-10	AMPAC 3135-5	AMPAC 3742-5
Frequency (f-f)	0.9-1.2 GHz	1.1-1.4 GHz	1.4-1.7 GHz	1.7-2.0 GHz	2.0-2.3 GHz	3.1-3.5 GHz	3.7-4.2 GHz
Power Output (P _o)	50-65W (pk)	30-35W (pk)	22-26W (cw)	10-11 (cw)	9-10W (cw)	5-6W (cw)	5W (cw)
Power Gain (P _e)	9 dB	9 dB	7 dB	7 dB	6 dB	5-6 dB	4-5 dB
Efficiency (η _c)	60-75%	55-65%	50%	45%	40-45%	30-35%	28-30%
Voltage (V _{cc})	35V	28V	28V	24V	24V	28V	24V
Impedance (Z _{IN} /Z _{CL})	6/10Ω	25/10Ω	25/15Ω	50/25Ω	50/25Ω	50/50Ω	50/50Ω
Thermal Resistance (θ _{jc})	<1.5 C/W	<2.5 C/W	<3.0° C/W	<5.0° C/W	<5.0° C/W	<6.0 C/W	<6.0° CW



MICROWAVE SEMICONDUCTOR CORP.

100 School House Road, Somerset, N.J. • (201) 469-3311 • TWX (710) 480-4730 • TELEX 833473

Circle 900 on reader service card

mighty mods...



Now . . . High Efficiency, Switching Regulated Power Supplies

The new Switching Regulated Series is the most recent addition to the expanding line of Hewlett-Packard Modular Power Supplies. The MIGHTY MODS started with the 62000 Series — a complete line of modular power supplies with coverage from 3 to 48 volts, up to 192 watts.


The new Switching Regulated Supplies, Series 62600, feature advanced transistor switching design with up to 80% efficiency. You get more power in a smaller, cooler operating package . . . with 4 to 28 volts, up to 300 watts, 0.2% combined line and load regulation, 20mV rms/30mV p-p ripple and noise. And, HP thinks ahead to give you all the protection you need: overvoltage, overcurrent, over-temperature, reverse voltage and protected remote sensing. What it all adds up to is: selection, performance, reliability plus competitive pricing (with quantity and OEM discounts). Whether it's a modular, laboratory, or digitally programmable power supply — be confident when you specify . . . specify HP.

For detailed information, contact your local HP field engineer. Or write: Hewlett-Packard, Palo Alto, California 94304. In Europe, Post Office Box 85, Meyrin-Geneva, Switzerland.

HEWLETT  PACKARD

21303

What's it worth to get lab capability



in an instrumentation recorder with field portability?



(\$4,270!)

If you think you've got to sacrifice performance for portability, it'll be worth your while to price Hewlett-Packard's 3960 instrumentation recorder. At \$4,270, it gives you field portability along with performance and features found only in the most expensive laboratory machines.

Built on a precision milled alu-

minum casting, the 3960 weighs less than 50 pounds.

Signal-to-noise ratio is better than 46db when operating in the FM mode at 15/16 ips.

The 3960 Portable Instrumentation Recorder from Hewlett-Packard.

The one that you can pack off into

pack it or rack it

the field, or rack in the lab. From just \$4,270. And worth it. For complete details write Hewlett-Packard, 1501 Page Mill Road, Palo Alto, California 94304. In Europe, Post Office Box 85, CH-1217 Meyrin 2, Geneva, Switzerland. In Japan, Yokogawa-Hewlett-Packard, 1-59-1, Yoyogi, Shibuya-Ku, Tokyo, 151.

113-03

HEWLETT  PACKARD

HP sales, service and support in 172 cities in 65 countries.

33 Electronics review

COMMUNICATIONS: Bell Labs, Corning push fiber optics, 33
Stabilized laser communicator, 34
AUTO ELECTRONICS: Solid-state sensor monitors car fumes, 34
Anti-skid unit is digital, 35
VW uses ICs in seat-belt system, 35
COMMERCIAL ELECTRONICS: Highway call box moves to corner, 36
COMPUTERS: Microcomputer from unlikely source, 36
INDEX OF ACTIVITY: 38
PRODUCTION: Ribbon wire virtues leave users unmoved, 38
COMPONENTS: Military holds out against plastic packs, 40
SPACE ELECTRONICS: FCC okays Marsat, but questions remain, 42
NEWS BRIEFS: 42

56 Electronics International

JAPAN: Calculator has drive, display on one substrate, 56
WEST GERMANY: Solar cells power cigarette lighters, 56
SWEDEN: Pocket pagers cover nation, 56

71 Probing the News

LOGIC: C-MOS catches on as standard logic, 71
COMMERCIAL ELECTRONICS: Hotels like what they see in pay TV, 74
COMPUTERS: Moscow unveils its ES series, 76
COMPANIES: Pennies from heaven, 80
MEDICAL ELECTRONICS: Finnish firm takes giant steps, 82

89 Technical Articles

COMMUNICATIONS: Processors pace growth in data-net traffic, 89
DESIGNER'S CASEBOOK: Transistor temperature compensation, 102
Gating circuit monitors real-time inputs, 103
Audio amplitude leveler minimizes signal distortion, 104
SOLID STATE: Tradeoffs in monolithic image sensors: MOS vs CCD, 106
COMPUTERS: Minicomputer helps in sewer-system improvements, 114
ENGINEER'S NOTEBOOK: Capacitor selection and ac power, 120
General-purpose op amp forms active voltage divider, 122
COMPUTERS: End user and engineer are targets of first NCC, 124

129 New Products

NATIONAL COMPUTER CONFERENCE PRODUCT PREVIEW: 129
No-refresh display holds full printout page, 129
Bare-bones and stand-alone microcomputers to bow, 130
Printer/plotter is designed for minicomputers, 130
Plug-in processor speeds computer arithmetic, 132
Drum plotter completes IC mask in 6½ minutes, 132
Low-priced printer offers upper/lower case, 134
Disk memory system stores 50 megabits, 134
INSTRUMENTS: Solid-state generator puts out 50 watts, 137
SEMICONDUCTORS: High-speed IC '741' sells for \$1.25
DATA HANDLING: Computer-aided design program adds models, 153
INDUSTRIAL: Hybrid transistor ICs challenge SCRs in power, 163
MATERIALS: 170

Departments

Publisher's letter, 4
Readers comment, 6
40 years ago, 8
People, 14
Meetings, 24
Electronics newsletter, 29
Washington newsletter, 53
Washington commentary, 54
International newsletter, 59
Engineer's newsletter, 123
New literature, 172
Personal Business, 183

Highlights

The cover: Getting the data through, 89

In data-communications networks today, data flow between central computer and remote terminals is organized and facilitated by special-purpose processors. Cover by graphic designer Ann Dalton symbolizes how such communications processors sort and concentrate disparate data into orderly sequences for transmission over the communications lines.

C-MOS sets a new logic standard, 71

Transistor-transistor logic has a rival in complementary-MOS circuits, and semiconductor manufacturers are jockeying for position in a market that is expected to total \$100 million in 1975.

An a-d converter that does it differently, 97

The charge-balancing analog-to-digital converter does much the same job for much the same price as the dual-slope converter. But the fact that it requires fewer, less critical components makes it the better option in some applications.

The first National Computer Conference, 124

Replacing the spring and fall shows of past years, the first annual computer show takes place next month in New York. Its scope has been greatly enlarged to attract the computer user as well as the computer designer. A preview of products to be exhibited starts on page 129.

And in the next issue . . .

Special report on custom hybrid technology . . . a 16-bit computer-on-a-board for less than \$1,000 . . . video refresh and two-way television.

EDITOR-IN-CHIEF: Kemp Anderson

EXECUTIVE EDITOR: Samuel Weber

MANAGING EDITORS: Lawrence Curran, *News*;
Arthur Erikson, *International*

SENIOR EDITORS: John Johnsrud,
H. Thomas Maguire, Laurence Altman

ART DIRECTOR: Fred Sklenar

ASSOCIATE EDITORS: John N. Kessler,
Howard Wolff, Gerald M. Walker

DEPARTMENT EDITORS

Aerospace: William F. Arnold
Circuit Design: Lucinda Matterna
Communications & Microwave:
Lyman J. Hardeman
Computers: Wallace B. Riley
Consumer: Gerald M. Walker
Industrial: Alfred Rosenblatt
Instrumentation: Michael J. Riezenman
Military: Ray Connolly
New Products: H. Thomas Maguire
Packaging & Production: Stephen E. Grossman
Solid State: Laurence Altman
Special Issues: Harry R. Karp

COPY EDITORS: Margaret Eastman,
Everett C. Terry

ASSISTANT EDITOR: Marilyn Offenheiser

ART: Charles D. Ciatto, *Associate Director*
Patricia Cybulski, *Assistant Director*

PRODUCTION EDITOR: Arthur C. Miller

EDITORIAL SECRETARIES: Janet Annunziata,
Julie Gorgoglione, Penny Roberts

FIELD EDITORS

Boston: Gail Farrell
Los Angeles: Paul Franson (Mgr.)
Midwest: Larry Armstrong (Mgr.)
New York: Alfred Rosenblatt (Mgr.)
San Francisco: George Sideris (Mgr.),
Judith Curtis
Washington: Ray Connolly (Mgr.),
William F. Arnold
Frankfurt: John Gosch
London: Michael Payne
Paris: Arthur Erikson
Tokyo: Charles Cohen

McGRAW-HILL WORLD NEWS

Director: Walter A. Stanbury
Bonn: Robert Ingersoll;
Brussels: James Smith;
London: Marvin Petal;
Milan: Peter Hoffmann, Andrew Heath;
Moscow: Axel Krause;
Paris: Stewart Toy, Michael Johnson;
Stockholm: Robert Skole;
Tokyo: Mike Mealey

PUBLISHER: Dan McMillan

ADVERTISING SALES MANAGER: Pierre J. Braudé

ADVERTISING SALES SERVICE MANAGER:
Wallis Clarke

BUSINESS MANAGER: Stephen R. Weiss

CIRCULATION MANAGER: George F. Werner

MARKETING SERVICES MANAGER:
Tomlinson Howland

With society's need for information skyrocketing, it's no wonder that the growth rate of data-communications gear is hefty. To cut the cost of moving the growing volume of data, more and more users are turning to communications processors. These processors, based on small and medium computers, handle the details of transmission, even do some local processing to reduce the data flow, thus freeing the central computer to do its thing—data processing. We think you'll find the eight-page in-depth wrap-up of the state of the art in communication processors (see p. 89) by Communications Editor Lyman Hardeman valuable and timely.

It's especially timely when you consider that in the past decade those processors have zoomed from virtually nothing to several hundred millions of dollars in sales and, currently growing at about 30% a year, may reach \$1 billion by 1976. Even in the highly volatile computer and communications segments of electronics, that's some activity.

In early June, the first National Computer Conference—which one of its officials calls “a complete department store of computer equipment”—will open its doors in New York. You can just open our pages now to get a preview of what engineers and users alike can expect from the show, which replaces the AFIPS spring and fall meetings.

On page 124, you'll find an article by our New York Bureau Manager, Alfred Rosenblatt, describing what the sponsors have done to tailor the conference to the needs of today's engineers and users. Then, on page 129 starts a detailed run-down on some of the most interesting of the new products to be shown.


And speaking of computers, you will find the latest article in our “Minicomputers in Action” series on page 114. It's about San Francisco's attempt to figure out why, when a single rain gage downtown showed only light rainfall, torrents of rain water would flood some local sewage plants and send pollution into San Francisco Bay.

In the quest for a solution, city engineers set up a minicomputer-controlled rain-sensing and sewage-monitoring system. Ultimately, they hope to upgrade the system to give real-time control of the sewers' storage capabilities as a storm moves across the city.

“Significantly,” says Computers Editor Wally Riley, “San Francisco's problems are typical of many American cities. And because of the sophistication of the system, delegations from around the country have come to observe it in action.”

Every issue we pack a wide variety of subjects into our Probing the News department. Take this issue's section as an example. From what's happening in the computer market in Russia to the market for C-MOS devices in the U.S. From an electronics success story in Finland to the down-to-earth uses for satellite data. From medical electronics to pay-TV in hotels and motels.

As its name implies, the section brings you the stories behind the news events, pointing out the trends that add meaning and significance to the spot news.



May 24, 1973 Volume 46, Number 11
91,454 copies of this issue printed

Published every other Thursday by McGraw-Hill, Inc. Founder: James H. McGraw 1860-1948. Publication office 1221 Avenue of the Americas, N.Y., N.Y. 10020; second class postage paid at New York, N.Y. and additional mailing offices.
Executive, editorial, circulation and advertising addresses: Electronics, McGraw-Hill Building, 1221 Avenue of the Americas, New York, N.Y. 10020. Telephone (212) 997-1221. Teletype TWX N.Y. 710-581-5234. Cable address: MCGRAW HILL L.N.Y.

Subscriptions limited to persons with active, professional, functional responsibility in electronics technology. Publisher reserves the right to reject non-qualified requests. No subscriptions accepted without complete identification of subscriber name, title, or job function, company or organization, including product manufactured or services performed. Subscription rates: qualified subscribers in the United States and possessions, Canada, and Mexico \$8.00 one year, \$12.00 two years, \$16.00 three years; all other countries \$25.00 per year, except Japan \$50.00 per year and Brazil \$40.00 per year, including air freight. Limited quota of subscriptions available at higher-than-basic rate for persons outside of field served, as follows: U.S. and possessions and Canada, \$25.00 one year; all other countries, \$50.00. Single copies: United States and possessions and Canada, \$1.00; all other countries, \$1.75.


Officers of the McGraw-Hill Publications Company: John R. Emery, President; J. Elton Tuohig, Executive Vice President-Administration; Gene W. Simpson, Group Publisher-Vice President; Senior Vice Presidents: Ralph Blackburn, Circulation; John R. Callahan, Editorial; John B. Hoglund, Controller; David G. Jensen, Manufacturing; Gordon L. Jones, Marketing; Jerome D. Luntz, Planning & Development.
Officers of the Corporation: Shelton Fisher, President; Wallace F. Traendly, Group President, McGraw-Hill Publications Company and McGraw-Hill Information Systems Company; John J. Cooke, Senior Vice President and Secretary; Ralph J. Webb, Treasurer.

Title registered in U.S. Patent Office; Copyright © 1973 by McGraw-Hill, Inc. All rights reserved. The contents of this publication may not be reproduced either in whole or in part without the consent of copyright owner.

Subscribers: The publisher, upon written request to our New York office from any subscriber, agrees to refund that part of the subscription price applying to copies not yet mailed. Please send change of address notices or complaints to Fulfillment Manager, subscription orders to Circulation Manager, Electronics, at address below. Change of address notices should provide old as well as new address, including postal zip code number. If possible, attach address label from recent issue. Allow one month for change to become effective.

Postmaster: Please send form 3579 to Fulfillment Manager, Electronics, P.O. Box 430, Hightstown, N.J. 08520.

Waveforms you can trust from 10Hz to 10MHz.



Model 4300 oscillator with 0.025 db frequency response and precision calibrated attenuator eliminates need for constant monitoring and adjustment.

You can tune it and forget it. No meter is necessary, because the output is virtually transient-free. Push button controls provide rapid frequency tuning and output control. Unlike function generators which offer sine and square waves, the Model 4300 is basically a Wien Bridge oscillator that generates true sine waves

without discontinuities or peaks. The sine wave exhibits less than 0.1 percent distortion and frequency stability is .002 percent. Price for Model 4300 is \$475. Model 4200 offers all but square wave for \$395. For fast action, call (617) 491-3211, TWX 710 320 6583, or contact your local representative listed below.

**KH KROHN-HITE
CORPORATION**
580 Massachusetts Avenue, Cambridge, Massachusetts 02139


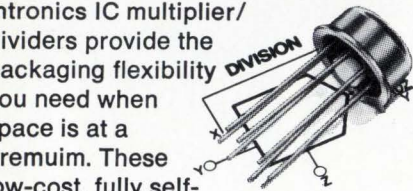
SALES OFFICES: ALA., Huntsville (205) 534-9771; CAL., Santa Clara (408) 243-2891, Inglewood (213) 674-6850; COLO., Littleton (303) 795-0250; CONN., Glastonbury (203) 633-0777; FLA., Orlando (305) 894-4401; HAWAII, Honolulu (808) 941-1574; ILL., Des Plaines (312) 298-3600; IND., Indianapolis (317) 244-2456; MASS., Lexington (617) 861-8620; MICH., Detroit (313) 526-8800; MINN., Minneapolis (612) 884-4336; MO., St. Louis (314) 423-1234; N.C., Burlington (919) 227-2581; N.J., Bordertown (609) 298-6700; N.M., Albuquerque (505) 255-2440; N.Y., E. Syracuse (315) 437-6666, Rochester (716) 328-2230, Wappingers Falls (914) 297-7777, Vestal (607) 785-9947, Elmont (516) 488-2100; OHIO, Cleveland (216) 261-5440, Dayton (513) 426-5551; PA., Pittsburgh (412) 371-9449; TEX., Houston (713) 468-3877, Dallas (214) 356-3704; VA., Springfield (703) 321-8630; WASH., Seattle (206) 762-2310; CANADA, Montreal, Quebec (514) 636-4411, Toronto, Ontario (416) 444-9111, Stittsville, Ontario (613) 836-4411, Vancouver, British Columbia (604) 688-2619.

Circle 5 on reader service card

Intronics multiplies your design flexibility

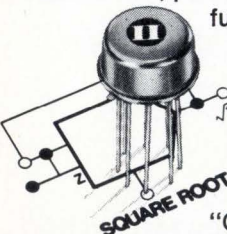

with low-cost, high accuracy M530 IC multiplier/dividers

Intronics IC multiplier/dividers provide the packaging flexibility you need when space is at a premium. These low-cost, fully self-contained, four-quadrant monolithic devices are capable of



multiplication $\frac{XY}{10}$,
 division $\frac{10Z}{Y}$,
 squaring $\frac{X^2}{10}$,
 and square rooting $\sqrt{10Z}$,
 and feature high accuracy to

0.5% with excellent stability and a wide bandwidth of one megahertz. Prices start as low as \$20. Applications include: modulation and demodulation, phase detection and measurement, ratio measurement, power measurement,



function generation and frequency discrimination. Write for complete applications information in our designer's guide, "Optimizing Analog Multiplier Performance."

When you're in a tight spot specify Intronics M530 IC multiplier/dividers.



57 Chapel Street, Newton, Massachusetts 02158 U.S.A.
 617-332-7350, TWX 710-335-6835

Overseas, call:
 Belgium 35-97-91
 Finland 11-123
 France 270-2255
 Germany 524181

Israel 53459
 Italy 719-518
 Japan 279-0771
 Netherlands 678380
 United Kingdom Maidstone 54224

Readers comment

Display corrections

To the Editor: I have found two errors in my article "Matching driver circuitry to multidigit numeric displays" (April 26, p.95) that I think merit a correction. Equation (4) should read:

$$C_{eff} = F(L_{on} - L_n)/(L_n + L_aSG) + 1$$

 In the chart, the off switching time for thin-film electroluminescent devices should be 1 millisecond rather than 1 microsecond.

Alan Sobel
 Zenith Radio Corp.
 Chicago, Ill.

Warping on wrapping

To the Editor: My comments on the automatic vs. semi-automatic wire-wrapping machines as published under "Wire Wrapping Takes A New Twist" in the April 12 issue (page 86) were distorted. This was partly due to the semantics of the term "automated." My definition as applied to wire-wrapping equipment encompasses all semiautomatic and fully automatic equipment and excludes hand wrapping.

The comment "Automatics can be changed quickly to handle different types of ICs" should have read "Automated wiring systems. . . ." Either automatic or semi-automatic machines can be changed almost as quickly in the program tapes, but the automatics usually require more extensive tooling and set up.

Semi-automatic systems still offer the advantages of allowing less precise dimensional control of the pin positions, use of twisted pairs and triplets, use of miniature coaxial cable, complex routing patterns, and easy intermingling of different sizes and colors of wires—all of which the automatics cannot accommodate.

The new lower-cost, higher-speed automatic machine should make it more competitive with the semi-automatic, reduce the per-wire cost on longer runs, and make wire wrapping even more competitive with the alternate interconnection methods than it is today.

Jack J. Staller
 Techstal Associates
 Norwood, Mass.

Liquid Rivets, Bolts, Nails, Staples, Etc.

One drop goes a long way in fastening almost anything to almost anything.



Metals, for instance. And plastics. And ceramics. And rubber.

Eastman 910® adhesive bonds fast, too. Almost instantaneously. With only contact pressure.

Tensile strength? Up to 5,000 psi at room temperature.

New Eastman 910 MHT and THT grades hold when the heat is on. Even over 400°F.

For further data and technical literature, write: Eastman Chemical Products, Inc., Kingsport, Tennessee 37662.



THIS IS NO ORDINARY DISGUISED MAN, IT'S THE SUPERMAN DIGIT.

Distributors

Arizona: Hamilton/Avnet, Phoenix (602) 269-1391
Kierulff, Phoenix (602) 273-7331
Compar, Scottsdale (602) 947-4336

California: Hamilton/Avnet Mountain View (415) 961-7000
San Diego (714) 279-2421
Hamilton Electro Culver City (213) 870-7171
Kierulff, Palo Alto (415) 968-6292
San Diego (714) 278-2112

Compar, Burlingame (415) 347-5411
Gardena (213) 327-6550
Colorado: Hamilton/Avnet, Denver (303) 534-1212
Kierulff, Denver (303) 343-7090

Florida: Hamilton/Avnet, Hollywood (305) 925-5401

Georgia: Hamilton/Avnet, Norcross (404) 448-0800

Illinois: Allied, Chicago (312) 421-2400
Hamilton/Avnet, Schiller Park (Chicago) (312) 678-6310
Kierulff, Rosemont (Chicago) (312) 678-8560

Kansas: Hamilton/Avnet Prairie Village (Kansas City) (913) 362-3250

Maryland: Hamilton/Avnet, Hanover (Baltimore) (301) 796-5000
Pioneer, Rockville (301) 427-3300
Compar, Baltimore (301) 484-5400

Massachusetts: Electrical Supply, Cambridge (617) 491-3300
Gerber, Dedham (617) 329-2400
Hamilton/Avnet, Burlington (617) 273-2120

Kierulff, Needham Heights (617) 449-3600
Compar, Newton Highlands (617) 969-7140
Michigan: Hamilton/Avnet, Livonia (313) 522-4700

Minnesota: Hamilton/Avnet Bloomington (612) 854-4800

Missouri: Hamilton/Avnet, Hazelwood (St. Louis) (314) 731-1144

New Jersey: Arrow, Totowa (201) 256-7331
Hamilton/Avnet, Cherry Hill (609) 662-9337
Cedar Grove (201) 239-0800
Haddonfield (609) 429-1526

Compar, Clifton (201) 546-3660
New Mexico: Century, Albuquerque (505) 265-7837
Kierulff, Albuquerque, (505) 247-1055

New York: Semiconductor Concepts, Hauppauge (516) 273-1234
Hamilton/Avnet, Syracuse (315) 437-2642
Westbury, L.I. (516) 333-5812
Arrow, Farmingdale (516) 694-6800
Summit, Buffalo (716) 884-3450
Compar, Albany (518) 489-7408

North Carolina: Pioneer, Greensboro (919) 273-4441
Compar, Winston-Salem (919) 723-1002

Ohio: Arrow, Dayton (513) 253-9176
Kierulff, Dayton (513) 278-9411

Texas: Hamilton/Avnet, Dallas (214) 638-2850
Houston (713) 526-4661
Kierulff, Garland (Dallas) (214) 271-2471

Utah: Hamilton/Avnet, Salt Lake City (801) 262-8451

Washington: Hamilton/Avnet Seattle (206) 624-5930
Kierulff, Seattle (206) 763-1550
Compar, Kirkland (206) 822-4191

Canada: Prelco, Montreal (514) 389-8051
Ottawa (613) 237-6150
Electro Sonic Ind. Sales, Toronto (416) 924-9301
Hamilton/Avnet, Montreal (514) 735-6393
Toronto (416) 677-7432
Ottawa (613) 725-3071
L. A. Varah, Vancouver, B.C. (604) 736-6411

Representatives

Alabama: Twentieth Century Marketing, Huntsville (205) 772-9237

Arizona: Q. T. Wiles & Assoc., Scottsdale (602) 947-5791

California: Celtec, Inc., San Diego (714) 279-7961
Trident Assoc., Mountain View (415) 967-7031
Q. T. Wiles & Assoc., Los Angeles (213) 649-1232

Colorado: Parker-Webster, Denver (303) 770-1972

Florida: W. M. & M. Assoc., Altamonte Springs (305) 831-4645
Clearwater (813) 226-8871
Pompano Beach (305) 943-3091

Illinois: Coombs Assoc., Des Plaines (312) 824-0104
Fort Wayne (219) 747-0402

Maryland: Mechtronics Sales, Inc. Rockville (301) 622-2420

Massachusetts: Contact Sales, Inc., Burlington (617) 273-1520

Michigan: Greiner Assoc., Grosse Pointe Park (313) 499-0188



Replaces everything else. The Data-Lit 707 is designed in the standard 14-pin dual in-line package. It's pin-for-pin identical with the MAN-1 and DL-10. The Data-Lit 704 is pin-for-pin identical to the MAN-4 and DL-4. And while it isn't pin-for-pin identical with tubes, the total system cost will beat them penny-for-penny.





the
bright
guys
litronix

The Data-Lit 707 second generation LED display has all the qualities you would like to see in a Superman digit. Low cost, low power, full solid segments with minimum gaps, low cost, availability, standard pins, high reliability, low cost.

It's Cheap. Everyone wanted us to say economical. But the DL-707 is cheap compared to what you've been used to for LED displays and tube displays. The total system cost of power supplies, drivers, digits and mounting hardware is now less in the 2 to 8 digit range using LED's than any other display technology.

ELD makes it all happen. Encapsulated Light Diffusion (ELD) was developed in our Krypton lab. We've produced a high quality diffusing light channel in a single encapsulating step. This allows us to use 85% less GaAsP material without sacrificing brightness. The only thing it cuts is cost.



This looks like a job for Superman DL-707. If you're anywhere in the thriving metropolis of desk top calculators, POS equipment, digital panel meters, small instrumentation and so on, you have to see the Data-Lit 707 and get our volume prices.

Here's the first of our Superman Data-Lit 700 Series:

DL-707	Common anode, left decimal
DL-707R	Common anode, right decimal
DL-701	Common anode, polarity and overflow
DL-704	Common cathode, right decimal

So step into a phone booth and call one of our distributors. The Data-Lit 700 Series is going at \$3.25 in 100-999 quantities.

No surprises, the Bright Guys did it again.

Litronix, Inc. • 19000 Homestead Road • Cupertino, California 95014 • (408) 257-7910 TWX: 910-338-0022

Minnesota: Comstrand, Minneapolis (612) 560-5300
Missouri: Coombs Assoc. St. Louis (314) 367-3399
New Mexico: Electronic Marketing, Albuquerque (505) 265-7837

New York: Win-Cor Electronics, Manhasset (516) 627-9474
Tritech, DeWitt (315) 446-2881
Ohio: E.M.A. Inc., Centerville (Dayton) (513) 433-2800
Aurora (Cleveland) (216) 562-6104

Pennsylvania: G. C. M., Ambler (215) 646-7535
Texas: Semiconductor Sales, Richardson (214) 231-6181
Houston (713) 461-4197

Washington: Compar, Kirkland (206) 822-4191
Canada: Cantronics, Montreal (514) 733-0749
Downsview (416) 661-2494

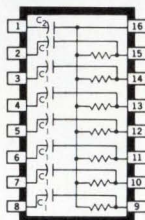
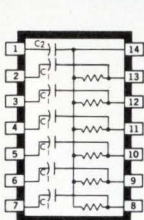
Cut package count . . . Simplify board layout . . .
Reduce equipment size . . . with

DIP MULTI-COMP[®] RESISTOR-CAPACITOR NETWORKS



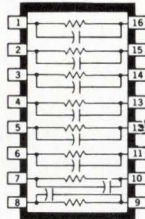
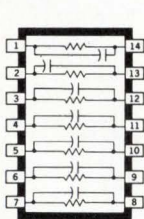
(Metanet[®] Film Resistors, Monolithic[®] Ceramic Capacitors)

STANDARDIZED DESIGNS * FOR BETTER AVAILABILITY, BETTER PRICES



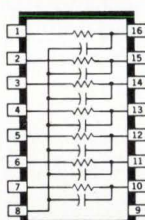
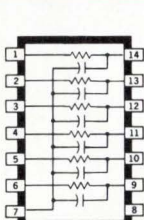
R (Ω)			C 1
100	470	2000	100pF
150	500	2200	330pF
200	680	3300	0.01μF
220	1000	4700	C 2
330	1500	6800	

BYPASSED PULL-UP AND R-C COUPLING NETWORKS



R (Ω)			C
100	470	2000	1000pF
150	500	2200	3300pF
200	680	3300	0.01μF
220	1000	4700	
330	1500	6800	

SPEED-UP NETWORKS



R (Ω)			C (pF)
100	470	2000	100
150	500	2200	330
200	680	3300	
220	1000	4700	
330	1500	6800	

ACTIVE TERMINATOR NETWORKS

* OTHER PACKAGES, CIRCUIT CONFIGURATIONS, AND RATINGS AVAILABLE ON SPECIAL ORDER

Sprague puts more passive component families into dual in-line packages than any other manufacturer:

- TANTALUM CAPACITORS
- CERAMIC CAPACITORS
- TANTALUM-CERAMIC NETWORKS
- RESISTOR-CAPACITOR NETWORKS
- PULSE TRANSFORMERS
- TOROIDAL INDUCTORS
- HYBRID CIRCUITS
- TAPPED DELAY LINES
- SPECIAL COMPONENT COMBINATIONS
- THICK-FILM RESISTOR NETWORKS
- THIN-FILM RESISTOR NETWORKS
- ION-IMPLANTED RESISTOR NETWORKS

For more information on Sprague DIP components, write or call Ed Geissler, Manager, Specialty Components Marketing, Sprague Electric Co., 509 Marshall St., North Adams, Mass. 01247. Tel. 413/664-4411.

THE BROAD-LINE PRODUCER OF ELECTRONIC PARTS



40 years ago

From the pages of Electronics, May 1933

"Auditory perspective" by which the sounds of the instruments in a great orchestra seemed to come from different sides of an empty stage, exactly as if the orchestra itself were seated on that stage, instead of being in another city 150 miles away, was the striking feature of the Bell Laboratories transmission of Dr. Stokowski's Philadelphia orchestra to the audience of the National Academy of Sciences, meeting in Washington, April 27.

In addition, new extensions of the frequency band were transmitted, including tones from 40 cycles to 16,000 cycles per second, affording new degrees of utter realism, in the reproduction of wind instruments, bells, snare-drums and other effects.



Dire plans are apparently underway among the newspaper publishers for the elimination of broadcasting-program material from their reading pages. Unfortunately the newspaper men look upon radio as something competitive, and they are unwilling to give it further support.

Broadcasting needs advance printed programs to which listeners can refer. Mere oral announcements of program features to come are ineffective, except in the case of single outstanding events.

But the radio industry has its own defensive means all ready, in the shape of facsimile reproduction. The radio listener of the near future, when turning off his receiver on going to bed, might merely switch it over onto "facsimile"; the receiver would then go on recording during the night. And on coming down to breakfast next morning, the listener would find issued from his set his morning tabloid newspaper.

Following a nationwide broadcast over the Columbia network, April 17, the infra-red fog-eye developed by Commander Paul H. Macneil of Huntington, Long Island, N.Y., was demonstrated on the Furness liner "Queen of Bermuda" with the aid of British destroyers. A sensitive thermopile has its output amplified so that it is sensitive to one fifty-thousandth of a degree Centigrade.

interface- ability



Or why **systems people** buy more S-D counters

- 6 remote **programming** options
- 4 **BCD** outputs (low and high level)
- Special codes, formats, logic levels
- Universal counter/timer functions
- 50, 200, 512 MHz, 3 GHz

For details or a demo on series 6150 counters, call your Scientific Devices sales and service office (listed below). Or contact Concord Instruments Division, 10 Systron Drive, Concord, CA 94518. Phone (415) 682-6161. In **Europe**: Systron-Donner GmbH, Munich, W. Germany; Systron-Donner Ltd., Leamington Spa, U.K.; Systron-Donner S.A. Paris (Le Port Marly) France. **Australia**: Systron-Donner Pty. Ltd., Melbourne.

SYSTRON  DONNER

Albuquerque, (505) 268-6729; Baltimore, (301) 788-6611; Boston, (617) 894-5637; Burlington, NC (919) 228-6279; Chicago, (312) 297-5240; Cleveland, (216) 261-2000; Denver, (303) 573-9466; Dayton, (513) 298-9904; Dallas, (214) 231-8106; Detroit, (313) 363-2282; Ft. Lauderdale, (305) 721-4260; Hamden CT (203) 248-9361; Huntsville, AL (205) 536-1969; Houston, (713) 623-4250; Indianapolis, (317) 783-2111; Kansas City, KS (913) 631-3818; Los Angeles, (213) 641-4800; Minneapolis, (612) 544-1616; New York City area (201) 871-3916; Norfolk, (703) 499-8133; Orlando, (305) 424-7932; Philadelphia, (215) 825-9515; Phoenix, (602) 834-1682; Rochester, NY (716) 334-2445; San Antonio, (512) 694-6251; San Diego, (714) 249-6642; San Francisco area (415) 964-4230; Seattle, (206) 454-0900; St. Louis, (314) 731-2332; Syracuse, (315) 457-7420; Washington, DC area (703) 451-6500.

All Panel Meters are not created equal.



We try to build an edge into General Electric panel meters.

For instance, you won't see a GE panel meter turn yellow, because we use a special white paint that stays white. You won't get eyestrain either. GE panel meters come with extra-wide scales, big numerals, tapered pointers, and shadow-free cover plates for quick, sure readings. We're fussy about things like that.

Once you've installed them, forget 'em.

GE's famous reliability just doesn't happen, we *build* it in! We designed-out a lot of extra parts that might fail, just to give you extra instrument reliability. To make sure, we added a 20% overload capability to our voltmeters and ammeters. Still not satisfied, we decided to measure instrument quality from parts to finished product in order to screen out anything marginal. Now, it's just too tough for a lemon to squeeze through.




GE panel meters come from a good family.

They look good individually and they look good together. Choose the rounded BIG LOOK® design for unique style and wide-eyed readability. Or choose the

clean HORIZON LINE® case for its

behind-panel mounting flexibility (*without* the usual bezel), and its snap-off mask available in six colors. GE makes panel meters to suit you and to add snap to your application.



You can count on General Electric panel meters.


They're built to help you do a better job. At GE, we're not interested in product equality. We want ours to be *better* than the rest.



For a complete catalog of competitively priced and readily available GE panel meters, see your nearby authorized GE distributor. Or write to General Electric Company, Section 592-43, One River Road, Schenectady, N. Y. 12345.

592-43

Specify General Electric... just for good measure.



A-C AMPERES

GENERAL  ELECTRIC

GENERAL  ELECTRIC

**THE CHEAPEST
MINICOMPUTER
VS.
THE CHEAPEST
SOLUTION**

Before you buy a minicomputer, do yourself a favor. Make a very fundamental decision. Do you want the cheapest machine you can find or the cheapest total solution to your problem?

We think it's the latter.

Because the cheapest machine is just that. It's raw hardware at a rock bottom price. And virtually every minicomputer supplier offers a product like this. Including us.

But your goal should be to get the lowest cost total solution for your problems. And paying less now could cost you more later if the machine you buy has been designed for rock bottom price alone. Be careful. You should look beyond raw iron. You need a computer package that saves you money at both ends. One that's been designed with the total solution in mind. A powerful blend of hardware, systems software, and extensive peripherals.

You also should look for a supplier that has built his business on fulfilling this need. That's us.

The world's most powerful mini.

We've developed the most effective minicomputer package you can buy: the SPC-16. Six different models to choose from and the *most powerful* instruction set available anywhere.

The SPC-16 does more things in less time with less memory. That's why it can actually save you money on your total system.

And we've recently enhanced the capability of our SPC-16 family with a number of new products including:

Multi-user BASIC, and the real-time, multi-programming capability of our RTOS-16 operating system. And our new extended FORTRAN IV.

New peripherals like a low speed line printer, head per track disk and a floppy disk.

High speed floating point processor,

8K memory board, heavy duty process I/O boards, A/D and D/A converters and digital I/O boards.

And completely new asynchronous communications multiplexer system.

Here's another reason for choosing us:

We've already had our tryouts.

Today all the big mini manufacturers are announcing that they're "in the systems business."

We've been in it from the start.

And while everybody else was churning out iron, we were building systems and piling up applications know-how.

We got involved with our customers' problems. We listened and we learned. Then we rolled up our sleeves and went to work.

As a result our people don't have to be retrained for this new approach because it isn't new at all. Not to us.

Over the years we've supplied systems to solve some very tough problems in the automotive industry, in production machine control, in electrical testing and communications. And this experience has built a fund of systems expertise no mini manufacturer can match.


There's a good chance we already have a system that fits your needs. If not, we have the know-how to design it for you. Or *with* you.

In fact, we can probably utilize our experience to solve your system problem faster than others can deliver a bid.

Read all about it.

If you're determined to reduce systems cost, we have a book for you. It's titled "The Value of Power." It covers everything you'll need to know to make the right decisions, for the right reasons, to end up with the right system for your specific needs. It's free.


Write for a copy. The address is 1055 South East Street, Anaheim, California 92804. Or phone (714) 778-4800.



General Automation

**Tubes?
Forget them.**

**HERE'S 100
WATTS OF
SOLID-STATE
RF POWER!**



A state-of-the-art amplifier.

ENI's new Model 3100L *all-solid-state* power amplifier provides more than 100 watts of linear power and up to 180 watts of pulse power from 250 kHz to 105 MHz. This state-of-the-art class A unit supplies over 50 watts at frequencies up to 120 MHz and down to 120 kHz. All this capability is packaged in a case as small as an oscilloscope, and it's just as portable.

Extraordinary performance.

Featuring a flat 50 dB gain, the Model 3100L is driven to full power by any signal generator, synthesizer or sweeper. AM, FM, SSB, TV and pulse modulations are faithfully reproduced by the highly linear output circuitry. Immune to damage due to load mismatch or overdrive, the 3100L delivers constant forward power to loads ranging from an open to a short circuit.

Solid-state reliability is here.

The price? \$5,690.

Write for complete information: ENI, 3000 Winton Road South, Rochester, N. Y. 14623
Call (716)-473-6900 or TELEX 97-8283
Dept. E 524

**ELECTRONIC
NAVIGATION
INDUSTRIES**

**ENI . . . The world's leader
in solid-state power amplifiers.**

People

RPI head prepares for technological shifts

As Rensselaer Polytechnic Institute nears its 150th year, its president, Richard J. Grosh, is organizing a five-year plan to maintain academic excellence and prepare its graduates for the technological shifts of the future.

Grosh says the program must consider the technical problems the nation is going to face in the next 40 years, and "we know what these problems are going to be: energy generation and distribution, ecology, information retrieval and distribution." Within these broad categories, he sees the need for continued growth in the areas of computer diagnostics, pattern recognition, materials and materials processing, as well as circuit theory.

Grosh emphasizes engineering. Many students spend their first three years studying chemistry, physics, and mathematics and do not really get involved in engineering until their senior year. "I think we have to make the educational process a little more amenable to their interest," he says, and therefore advocates more engineering courses earlier in students' academic schedules and more laboratory work.

Overall, he stresses that the professional obsolescence faced today by many engineers can only be overcome by the understanding that education is a lifelong experience. Here the universities have an obligation, too. "We tend to focus on men and women between the ages of 18 and 22 years of age, and I think there should be many more opportunities for those later on in life."

Although, according to Grosh, some of the techniques of business can be applied to a university—cost centering, goal setting and programmed budgets, "our payoff is difficult to measure. In business there is a P&L statement that can be looked at to help determine if the actions of the past year were reasonably correct. In education, there is no chance to measure the quality of



RPI president. Richard J. Grosh sees education as a lifelong experience.

your graduates or their success—if that can be measured."

Previously dean of Purdue University's Schools of Engineering, Grosh acts as an adviser to such organizations as Bell Telephone Laboratories and the National Science Foundation, and to other engineering schools besides RPI. While he appears to be a sharp, corporate executive type, he is described by an associate as also a "perennial student," with a serious interest in Greek history, Shakespeare, and classical music. When he's not riding his racing bike, skiing, or sailing his boat, he drives his gray Corvette, which can hardly contain his six children and his wife.

**Silicon General
profits from Beck**

The route to the top of a semiconductor company rarely starts at an electronics distributor, but Fred Beck feels that his journey along that path has given him an advantage over his counterparts who rose through operations engineering at the IC houses. As president of linear-IC specialist Silicon General Inc., Westminster, Calif., Beck thinks his 13 years at major distributor, Hamilton Avnet, has given him a better insight into customer needs.

GREAT MOMENTS IN MOS



ION Implantation Revolutionizes MOS

Mostek's Ion Implantation process is relatively simple, yet its results have literally increased MOS array performance by a factor of 10 and at the same time has yielded smaller size, lower thresholds, and a significant reduction in manufacturing costs. Further, it has made possible the co-existence of digital and linear MOS circuitry on the same chip. Nevertheless, Ion Implantation is a young technology and its full potential is yet to be realized.

AT MOSTEK we were quick to realize the implications of Ion Implantation and we were the first manufacturer to apply it to volume production. The results have been extremely gratifying, both to us and to our many customers who have taken advantage of MOS technology for their products. Unknown just a few years ago, MOS products are now at work in one-chip calculators, multi-function calculator systems, micro clocks and calendar circuitry, organ key-

boards and numerous industrial and consumer products. Ion Implantation has made MOS/LSI technology available to virtually all industries no matter how unique their requirements may be. And it's only natural that they turn to a leader to solve their MOS problems. Whether off-the-shelf or customized IC's, Ion Implantation and MOSTEK know-how are both bench marks in Great Moments In MOS.

REGIONAL SALES OFFICES:
Western: 11222 La Cienega Blvd., Inglewood, Calif. 90304 (213) 649-2888; **Eastern:** 60 Turner Street, Waltham, Mass. 02154 (617) 899-9107; **Central:** 8180 Brecksville Rd., Brecksville, Ohio 44141 (216) 526-6747; **INTERNATIONAL:** **Europe:** MOSTEK GmbH, 7 Stuttgart 80, Breitwiesenstrasse 19, West Germany (Telex-7255792 MK D) **Japan:** System Marketing Inc., 4 Floor, Mimasu Bldg., 3-14-4 Uchikanda, Chiyoda-ku, Tokyo, Japan (Telex-0222-5276 SMITOK) **Far East:** Imai Marketing Assoc., Inc., 525 W. Remington Dr. #108, Sunnyvale, Calif. 94087 (Telex-35-7453) **Hong Kong:** Astec Components Ltd., Golden Crown Court, Flat "C" 5th Floor, 70 Nathan Rd., Kowloon, Hong Kong (Telex-HX4899) **Mid East:** Racom Electronic, 60 Pinkas St., Tel Aviv, Israel (Telex-33-808 RACEL) **Canada:** Cantronics Inc., 4252 Braille Ave., Montreal, Quebec (TWX-610-421-3324)

MOSTEK

MOSTEK Corporation
1215 West Crosby Road
Carrollton, Texas 75006
(214) 242-0444
TWX 910-860-5975
TELEX 73-0423

© Copyright 1973 by
MOSTEK Corporation

Your card reader and interface problems end here.


Hickok designs static card readers with the user in mind. Starting with two rugged, reliable, economical models, we tailor the reader you need for use in programming system control and data collection.

You also receive the help you need. You select among a variety of electronic packages to interface the reader to your system. Packages like TTL-compatible scanners with two operating modes, sequential scanning and addressable by column number.

Reliability is built into Hickok readers with the multistrand continuous brush design. This technique eliminates errors caused by contaminants on the card and allows reading even of cards punched out of tolerance.

This design also saves you money, because it's easier to make. Even in single lots, the 264A Badge Reader is only \$175, and the 960A Card Reader, \$495.


When you're considering static card readers, call Hickok. We have the right unit at the right price for you.



Model 264A reads first 22 columns of tab card and all columns of plastic badge — \$175

Model 960A reads all 80 columns of tab card — \$495

Model 80 Scanner to interface to your system



HICKOK
the value innovator

Instrumentation & Controls Division
The Hickok Electrical Instrument Co.
10514 Dupont Ave. • Cleveland, Ohio 44108
(216) 541-8060

People

And judging by the turnaround in corporate profits, he may have a point. For three years, Silicon General had steadily increasing losses, touching \$400,000 in 1971 on sales of \$1.5 million. Then Beck took charge. Today the company is fully profitable and reported sales of \$3 million in 1972.

Although the strong semiconductor market accounts for part of the turnaround, much of the result stems from changes Beck has made. As a distributor, he learned that what makes the difference among businesses offering the same products is service, and so he modified Silicon's strategy to serve its customers better, by down-playing engi-



Customer-oriented. Fred Beck solidified corporate strong points to raise sales.

neering and emphasizing marketing and distribution.

First, he stopped development of new proprietary products, feeling that second-sourcing popular parts made better use of the limited resources available. The firm also started concentrating on the limited military and industrial markets, sidestepping consumer and computer products for the time being.

Commitment to commitments. By doing this, and by raising some new capital, Beck says the firm offers fast turnaround and assured delivery. He explains the company won't make commitments it can't keep, and consequently "we turn down more business than we accept."

Beck, a trim 35-year-old, attended the University of Redlands in California. Although he had a 44-ft sloop and expected to enter the 2,000 mile Transpac race from California to Hawaii, business came first. He sold the boat and now won't even go out on the water.

A tough little competitor.



AMPSCO. American Power Systems Corporation.

Maybe you heard of us when we were Armour Electronics. Maybe you didn't. Either way we're a scrappy little powerhouse you need to know now.

Because when your full time talents are needed in putting out a sophisticated, multi-thousand dollar unit, why waste even a little time designing its power supply? And since a reliable power supply is so critical, why buy it from a big company that spends only *some* of its time making it? Why not find yourself a sharp little outfit that spends *all* its time on power supplies? A company that stakes its entire reputation on *one* kind of product and has to do a mighty good job. For a mighty good price.

AMPSCO. O.E.M., off the shelf, slot and multiple power systems — When you make only one thing you make it better.


Power Supplies by
AMPSCO
WVBSCO

A Tough Little Competitor


American Power Systems Corporation 51 Jackson Street Worcester, Mass. 01608 (617) 753-8103

© 1973 Viacom International Inc.

Siemens introduces the lowest profile in PC-board EMR's.




Common
low profile




Siemens
low profile


6PDT



4PDT



DPDT



These new low profile relays with only 0.4" height let you put twice as many PC boards in a rack yet give you over twice the current rating.

Siemens, one of the world's leading relay manufacturers, has come up with another major relay innovation. This time it's a complete family of general-purpose Electro-Mechanical Relays with a lower profile combined with higher current rating than has been possible with any available design.

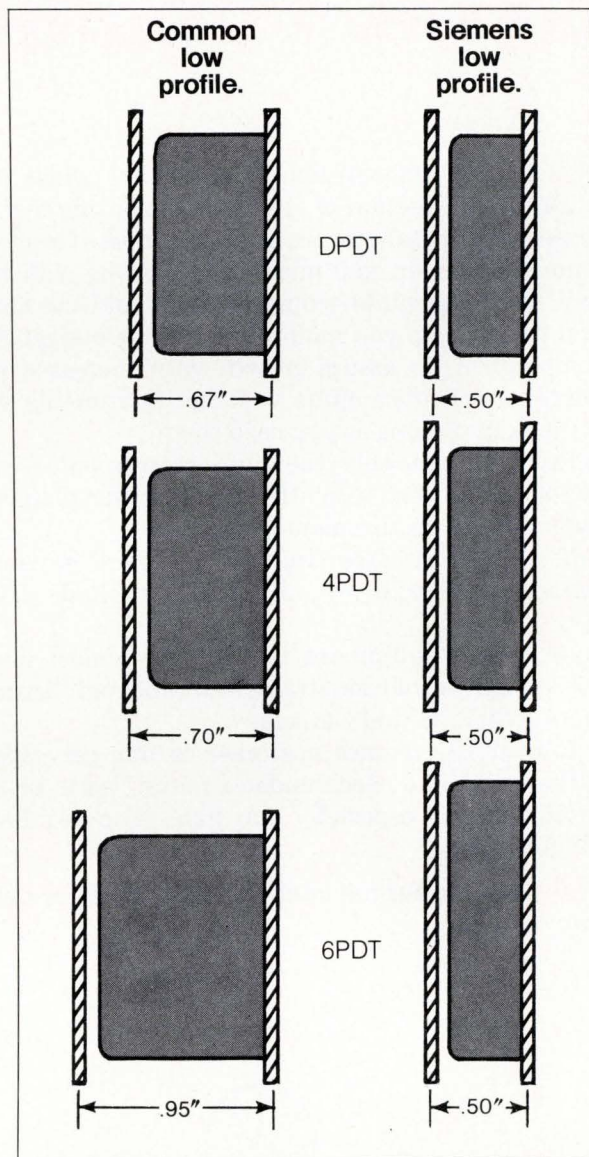
The new Siemens family consists of DPDT, 4PDT, and 6PDT models which have uniformly the same 0.4 inch height above the PC-board face and have contact ratings of 1 A at 24VDC (0.3 A at 115 VAC).

No longer need the relay be a limiting design factor. You can use Siemens low profiles on racks with 0.5" center-to-center PC-board spacing instead of up to one inch spacing. Thus you can pack up to twice the circuitry in the same space.

It also means you can design to switch twice the current you had been limited to by earlier PC-board relay types. Or if you don't need more current, you have a much higher safety margin.

The new Siemens relays have bifurcated contacts for high reliability, and a sealed base that keeps flux or solder from contaminating the contacts.

Siemens has many additional high-reliability, general-purpose relays. Write or call us for more information on the new low profile line or for relays for other applications.



Siemens low-profile relays are easily mounted in racks with 0.5" center-to-center PC-board spacing.

Siemens Corporation, Special Components Department, 186 Wood Avenue South, Iselin, New Jersey 08830.
(201) 494-1000.

WHY CHOOSE RENTAL ELECTRONICS WHEN YOU RENT, LEASE, OR RENTAL-PURCHASE?

Because REI is the recognized leader when it comes to supplying you the most complete selection of electronic/scientific test equipment—to rent, to lease, or to rental-purchase—at the most attractive costs.

Now, more than ever, you must expand along with the pace of economic and technological development. To avoid the handicap of obsolete equipment, to help you maintain a flexible budget, to keep abreast of the competition, to assure growth with increased production and sales—Rental Electronics offers you the instruments you need, when you need them, for as long as you need them.

REI offers you precisely the right instruments—everything from amplifiers to oscilloscopes to synthesizers—with a plan custom-designed to meet your specific requirements!

Our staff of sophisticated financial planners is ready to help you choose the rental, lease, or rental-purchase package that best fits your situation.

And your needed equipment is ready for almost instantaneous delivery, direct from one of nine strategically-located "Instant Inventory" Centers across the U.S. and Canada.

Every Rental Electronics customer is our *very special* customer, receiving the service he needs under a rental, lease, or rental-purchase plan custom-tailored especially for him. The results are increased **PROFITS** for you!

Ask for our full catalog today! Write or call:



Rental Electronics, Inc.

A **PEPSICO** LEASING COMPANY

99 Hartwell Avenue, P. O. Box 223
Lexington, Massachusetts 02173 Tel. 617/862-6905

Gaithersburg, Maryland 301/948-0620 / Lexington, Massachusetts 617/861-0667 / Anaheim, California 714/879-0561 / Rosemont, Illinois 312/671-2464 / Fort Lauderdale, Florida 305/771-3500 / Dallas, Texas 214/638-4180 / Oakland, New Jersey 201/337-3757 / Ontario, Canada 416/677-7513 / Palo Alto, California 415/328-4525

Meetings

International Microwave Symposium: IEEE, U. of Colorado, Boulder, June 4-6.

National Computer Conference and Exposition: AFIPS, New York Coliseum, June 4-8.

Consumer Electronics Show: EIA, McCormick Place, Chicago, June 10-13.

Chicago Spring Conference on Broadcast and TV Receivers: IEEE, Marriott, Chicago, June 11-12.

Power Electronics Specialists Conference: IEEE, California Institute of Technology, Pasadena, June 11-13.

International Conference on Communications: IEEE, Washington Plaza, Seattle, Wash., June 11-13.

Frequency Control Symposium: ECOM, Howard Johnson's Motor Lodge, Atlantic City, N.J., June 12-14.

National Cable TV Association Annual Convention: NCTA, Convention Center, Anaheim, Calif., June 17-20.

International Symposium on Electromagnetic Compatibility: IEEE, New York Hilton, New York, June 20-22.

International Symposium on Fault-Tolerant Computing: IEEE, Palo Alto, Calif., June 20-22.

Design Automation Workshop: ACM, IEEE, Sheraton, Portland, Ore., June 25-27.

International Symposium on Information Theory: IEEE, Ashkelon, Israel, June 25-29.

International IEEE G/AP Symposium and USNC/URSI Meeting: IEEE, U. of Colorado, Boulder, Aug. 21-24.

17th Annual Meeting and Equipment Display: SPIE, Town and Country, San Diego, Calif., Aug. 27-29.

*Here's a dependable, quick-delivery source
for Zero Defect*

High Voltage Silicon Rectifiers

- MEETS STRINGENT ENVIRONMENTAL REQUIREMENTS.
- HIGH TRANSIENT VOLTAGE RATINGS.
- EXTREMELY LOW LEAKAGE.
- WORKING VOLTAGE RANGE . . . 200V. THROUGH 50kV.

If you're looking for on-time delivery of miniature and microminiature High Voltage Silicon Rectifiers, look no further than ERIE. You simply can't beat our zero defect rectifiers since these units were first designed for high reliability night vision, lunar and aerospace applications. Their small size makes ERIE rectifiers ideal for thick film substrates, miniature power supplies, airborne displays, CRT displays, color TV, microwave ovens and other industrial and commercial applications where small size, reliability and superior performance are critical. All ERIE High Voltage Silicon Rectifiers feature conservative voltage ratings, fast recovery time, fast turn-on time, wide operating temperature range, high transient voltage ratings, low reverse leakage and unsurpassed reliability.

ERIE also offers double sealed, miniature Full Wave Bridge Rectifiers . . . perfect for P.C. use, with ratings up to 1000 volts per leg. So think ERIE for your High Voltage Silicon Rectifiers. Write TODAY for our new 24-page catalog . . . High Voltage Components and Devices.




ERIE

ERIE TECHNOLOGICAL PRODUCTS • Erie, Pennsylvania 16512

Circle 25 on reader service card

**The world didn't
need another
darned-good-and-expensive
rack and panel connector.**



So we came up with a darned good one that costs you about 25% less.

If you still live in a "let's-go-first-class-and-hang-the-expense" kind of world, you may not need us. But if you live in today's world, read on, rejoice and return the coupon below. For several good reasons:

WE'VE GOT A DARNED GOOD NEW CONNECTOR

It's UL recognized. The glass-filled nylon insulator block is moisture resistant. Contacts are recessed, both in the male and female contact housings. It provides positive cable strain relief.


Our Tuning-Fork type contact has two important things going for it: low electrical resistance and little change in contact pressure over the specified contact life.



WE'VE GOT PROOF

Excellent contact alignment was maintained through 500 insertion-withdrawal cycles and no "scooping" action took place. The forces show a gradual increase over 500 cycles caused by plating abrasion.


Take a look at these results computed from more than 100 hours on our Instron testing machine:



CONTACT INSERTION AND WITHDRAWAL (Cadmium Plating)

First Cycle 100 Cycles 500 Cycles

Contact No.	Insertion (oz.)	Withdrawal (oz.)	Insertion (oz.)	Withdrawal (oz.)	Insertion (oz.)	Withdrawal (oz.)
1	6.9	5.3	8.1	6.4	9.2	6.5
2	7.2	4.5	7.8	6.0	8.9	6.6
3	7.1	5.1	8.0	5.4	9.2	6.0
4	6.5	4.7	7.8	5.4	8.6	5.3
5	7.4	5.4	7.9	5.9	8.9	6.5
Averages	7.0	5.0	7.9	5.8	9.0	6.2



WE'VE GOT WHAT IT TAKES

Technical experience. True, we're new in multi-pin connectors. But we're old hat at making other types. We make JCM miniature coaxial connectors, for example — which are a lot more demanding and sophisticated from both an engineering and production point of view.

WE'RE AS GOOD BUT LESS EXPENSIVE

Of course, we want you to check it all out for yourself. So ask us about a free sample along with all its specifications.

Specs such as:

Voltage Rating (adjacent contacts)250 VRMS
Flashover Voltage1000 VDC
Current Rating (con't max/ckt)3 amp
Contact Resistance (typical)0.003 ohms
Insulation Resistance5000 megohms
Insertion Force*6 oz. min./12 oz. max.
Withdrawal Force*5 oz. min./10 oz. max.
Cycle Life500 min.


*Per contact



E. F. JOHNSON COMPANY
WASECA, MINNESOTA 56093

- Please send literature, price and test data.
 Yes, I'm interested in evaluating a test sample.
Call me at: _____

Name _____ Phone _____
Title _____
Firm _____
Address _____
City _____ State _____ Zip _____



**Uniform
resistors
reduce
costs.**

**If you're really
serious about cost,
be serious about quality.**

That could be money in your pocket. Allen-Bradley's exclusive hot molding process offers physical consistency that can reduce your installation costs. Bodies are a uniform size with clean squared ends, free from coatings which adversely affect automatic handling equipment. Lead

lengths and diameters are precise. Resistors with uniform physical characteristics, accurately placed on tape reels, eliminate insertion machine jam-ups. And trouble free assembly means less production down-time; lower cost. That's A-B quality. Consistent shipment after shipment. If you

think all resistors are the same, send for our free booklet, "7 ways to tell the difference in fixed resistors." Allen-Bradley Electronics Div., 1201 S. 2nd St., Milwaukee, WI 53204. Export: Bloomfield, NJ 07003. Canada: Allen-Bradley Canada Ltd., Cambridge, Ont. U. K.: Jarrow, Co. Durham NE32 3EN.



Allen-Bradley
Milwaukee, Wisconsin 53204

Tiny tape head ups disk density by seven times

VRC California, Los Angeles, has developed 0.4-mil flying tape heads for disk drives. **The prototype units permit disk densities of about 1,500 tracks per inch, over seven times that of present IBM 3330 disks with their 4.3-mil heads.** VRC California, a subsidiary of Vermont Research Company, is also using slightly larger 1-mil heads, plus a special locating system earlier developed for amorphous laser memories, to produce disk drives the size of a small drawer-type OEM disk but with 3330-type storage. The 600 track-per-inch density permits a 60-megabyte memory in one IBM System-3-type cartridge using a 3330 disk; other small systems typically store 10 megabytes.

Tektronix starts OEM design and sales program

After a 25-year tradition of catalog sales, Tektronix Inc. has started up an original-equipment-manufacturer design and sales program in its Information Display Products division. Under the new policy, the division will disclose new developments to systems manufacturers months before they would normally be introduced and will also design special versions for OEMs. **Among the first developments being offered are a video scan converter for computer-graphics and analog-instrumentation systems, a hard-copy printer for computer-display terminals, and a 19-in.-diagonal storage CRT for computer-terminal applications.** The tube can display more than 8,000 characters, compared with some 2,500 for today's most advanced unit.

West Coast gets fully automated stock system

What appears to be the first fully automated stock-transaction system has gone on line at the Pacific Stock Exchange. Its Comex system **should particularly benefit the small investor who buys up to 199 shares.** An earlier version of the system, useful for odd lots (under 100 shares) helped eliminate odd-lot charges at PSE since it reduces the cost of handling the small orders for the brokers. **The system uses displays and keyboards from Quotron Systems, Inc., two IBM 370/145 computers, and two DEC computers as communications processors.** It ties together the exchange's San Francisco and Los Angeles branches.

Gold bumps offer beam-lead reliability, flip-chip strength

A new process for preparing integrated circuits for automated packaging is being developed by the Solid-State Electronics Center of Honeywell Inc., Plymouth, Minn. **Gold bumps, which offer the reliability of beam leads and the ruggedness of conventional solder-bump flip-chip techniques, are plated onto an evaporated, intermediate, multilayered base of chrome, copper, and gold.** The contact resistance between the bump and the chip is typically 30 milliohms, while the pull strength is as high as 20 to 50 grams. **Because a plating process is used, gold costs are kept to a minimum.** The gold bumps can be bonded to tin-plated-copper lead frames. The technique is compatible with most semiconductor manufacturing processes.

MECL 10,000 moves to peripherals

Officials at Motorola's Semiconductor Products division think they have a bonus on their hands **because of the apparent acceptance of the MECL 10,000 emitter-coupled logic line by computer-peripheral-equip-**

ment manufacturers. MECL 10,000 was intended for computer mainframes. But the move to peripherals surprised them, because they expected peripherals makers to stay with slower TTL or Schottky TTL devices. Doug Powell, manager of computer industry marketing at the Phoenix division, says a number of peripheral manufacturers are turning to ECL because of their need for greater speed, triggered by the burgeoning growth in data communications.

Italian firm enters U.S. hi-fi market with high-power IC

SGS-Ates, Italian-based semiconductor company, has pushed integrated-circuit technology into the high-fidelity realm with their development of a 10-15-watt audio amplifier chip—**two to three times more powerful than previously available single chips**—which will be available by the end of the year. Pietro Fox, U.S. marketing manager of SGS-Ates, estimates there are one million hi-fi amplifier sockets in the U.S. that this product could fill. And unlike audio amplifier ICs now available, this chip will have the high power and low distortion—1% at 15 W—that is required for hi-fi service. Also, SGS-Ates, which has been marketing complementary MOS in Europe on a limited basis, is **planning to bring its C-MOS products to this country late this year.** SGS-Ates has a licensing agreement with RCA to build the 400 series COS/MOS line.

Chopper-stabilized op amp is packaged in standard DIP

Texas Instruments has built the first chopper-stabilized op amp to be marketed in a standard 14-pin DIP. Previously, the low offset, low drift, and high gain of chopper-stabilized devices were available only in bulkier module packages. **The two-chip op amp has a differential capability and fast slew rate (25 volts per micro-second) that in most cases are found only in modules.** Sample quantities of the SN62/72088 are available at \$70 for the device specified over 0° to 70°C and \$120 for the -25°-to-85°C version.

Boston visitors try domestic-satellite communications


People attending the International Communications Association's annual meeting in Boston early this month were among the first in the nation to communicate via domestic satellite. The link was set up by RCA Global Communications Inc., using Telesat Canada's Anik II satellite. **By September of this year, public voice-grade circuits should be operating between New York City and Los Angeles or San Francisco at a monthly charge of \$1,400, roughly 40% less than terrestrial circuits.** The initial system is an interim arrangement, the forerunner of a more extensive domestic-satellite communications system that will serve all 50 states and Puerto Rico when RCA Global Communications completes it in two years' time.

Addendum

A third-party leasing agreement has been reached between Memory Technology Inc., Sudbury, Mass., and Alanthus Corp., White Plains, N. Y. for **\$16 million worth of MTI's add-on memories for the IBM 370 Models 155 and 165.** The MTI semiconductor memories have up to four megabytes on one port, twice IBM's core-memory capacity in less than half the space.

Φ-LINE POWER SWITCHING TRANSISTORS

100 WAYS TO GET MORE INDUSTRIAL SWITCHING PERFORMANCE FOR YOUR MONEY



Unitrode's UPT Power Switching Transistor series offers the optimum combinations of price and performance from 0.5A to 20A, and up to 400V in 3 package types. Choose from 100 different transistor types for more efficient and simplified circuit design in power supplies, switching regulators, inverters, converters, solenoids, stepper motors and other inductive load driving applications. They're available off-the-shelf from your local Unitrode distributor or

representative. For the one closest to you, dial (800) 645-9200 toll free, or in N.Y. State (516) 294-0990 collect.

For immediate action on any specific problem, call Sales Engineering collect at (617) 926-0404, Unitrode Corporation, Department 6 Y, 580 Pleasant Street, Watertown, Massachusetts 02172.

For specific data sheets containing full characterization of devices check the table/coupon below.

Unitrode Corporation Dept. 6 Y, 580 Pleasant St., Watertown, Mass. 02172

Please send data sheets on specific Φ-Line Power Switching Transistor series checked below.

Check Here	I _c	V _{CE}	SERIES/ PACKAGE	t _{on}	t _{off}	100 Qty prices each
<input type="checkbox"/>	0.5ADC	up to 400V	UPT011 -T05 UPT021 -T066	50ns	400ns	\$1.02 to 2.30
<input type="checkbox"/>	1ADC	up to 150V	UPT111 -T05 UPT121 -T066	100ns	250ns	0.83 to 1.86
<input type="checkbox"/>	2ADC	up to 150V	UPT211 -T05 UPT221 -T066	130ns	300ns	1.08 to 2.42
<input type="checkbox"/>		up to 400V	UPT311 -T05 UPT321 -T066	200ns	800ns	1.25 to 2.73
<input type="checkbox"/>	3ADC	up to 400V	UPT521 -T066 UPT531 -T03	200ns	900ns	2.30 to 3.80

Check Here	I _c	V _{CE}	SERIES/ PACKAGE	t _{on}	t _{off}	100 Qty prices each
<input type="checkbox"/>	5ADC	up to 150V	UPT611 -T05 UPT621 -T066	250ns	550ns	\$1.25 to 2.72
<input type="checkbox"/>		up to 400V	UPT721 -T066 UPT731 -T03	250ns	800ns	3.38 to 5.43
<input type="checkbox"/>	10ADC	up to 150V	UPT821 -T066 UPT831 -T03	250ns	550ns	3.14 to 5.05
<input type="checkbox"/>		up to 400V	UPT931 -T03	500ns	1200ns	7.67 to 13.92
<input type="checkbox"/>	15ADC	up to 150V	UPT1021-T066 UPT1031-T03	450ns	350ns	3.69 to 5.93
<input type="checkbox"/>	20ADC	up to 150V	UPT1131-T03	300ns	600ns	4.52 to 6.91

Name: _____

Title: _____

Co.: _____

Address: _____

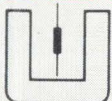
City: _____

State: _____

Zip: _____

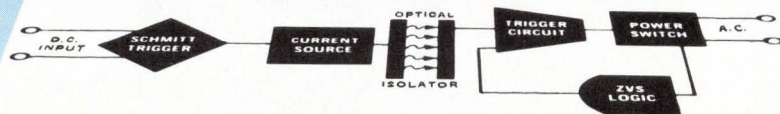

Telephone: _____

See EEM Section 4800 and EBG Semiconductors Section for more complete product listing.



UNITRODE quality takes the worry out of paying less.

NEW SOLID STATE RELAYS



FROM GENERAL ELECTRIC

All the technology that went into making General Electric a leader in couplers and power semiconductors is in our first solid state relay. Two models, 5 Amp. GSR10AU5 and 10 Amp. GSR10AU10, feature

- 120 V line operation
- Zero voltage switching, 5V max.
- T²L operation — 30 to 100° C
- Operates from 6.3 to 140 V RMS
- 1500 V RMS Photon Isolation

AVAILABLE NOW FROM YOUR AUTHORIZED GE DISTRIBUTOR

GENERAL  ELECTRIC

Optical-fiber communications spurred by new waveguide and low transmission losses

Bell Labs and Corning Glass take the lead in innovating light pipes for communication systems

Fiber-optic waveguides for communication systems look more practical now that Bell Laboratories has developed single-material fibers with losses as low as 5 decibels per kilometer and Corning Glass has reported more conventional core-cladding fibers with losses of 2 dB per kilometer. In mid-1971, the best fibers had losses of about 20 dB [*Electronics*, July 5, 1971, p. 46] and even today 20 dB loss is considered very good [*Electronics*, April 26, p. 53].

While much work remains to be done, scientists at Bell Labs now consider glass fibers as practical replacements, or more likely, additions to copper wire, particularly in cities where conduit space below ground and the communication capacity is becoming limited. Hair-thin glass fibers packed together to form a cable a quarter of an inch in diameter could carry as many communication signals as thousands of ordinary telephone cables, according to Bell Labs.

Modulation. A working system could use semiconductor lasers, modulated at rates between a few megahertz and a few gigahertz, to generate the light signals. Avalanche photodiodes could be used as detectors at the receiving end. Research thus far has shown that optical fibers can carry signals modulated at rates up to 6 MHz—equal to about 3,000 telephone calls.

The Corning research was reported last month in a paper at the American Ceramic Society meeting in Cincinnati, Ohio, by Peter C. Schultz, senior ceramicist. Schultz ran his experiments at wavelengths of 1,050 nanometers with a glass fiber 1.2 km long. The fiber, made of two high silica glasses, had a core with an index of refraction somewhat higher than the cladding. Although this is an experimental fiber, scientists at the Corning, N. Y., firm believe that its relatively simple configuration will ease production.


Three in one. Three Bell Labs scientists—Stewart E. Miller, Enrique A. J. Marcatili, and Peter Kaiser—devised a glass-fiber structure with three elements, all made of the same low-loss glass. Fibers made with differing glass materials, according to Bell Labs, contain undesired impurities that interfere with the passage of light and cause transmission losses in the fiber.

The Bell Labs' design consists of a tube, a solid inner rod, and a supporting plate for the rod. The technique of centering the light involves wave, rather than geometric, optics. Marcatili says that the changing height between the rod and the supporting

plate is equivalent to a change in refractive index. The tube serves as a protection for the fiber assembly.

The preformed waveguide consists of a tube, 1 centimeter in diameter, with the interior plate supporting a rod a few millimeters in diameter. As this is heated and pulled, all the elements retain their scale and the external dimension is reduced to only a few mils in diameter.

Stronger than steel. The tensile strength of newly drawn fibers varies from several thousand to several million pounds per square inch, depending on the specific fiber and



New fiber. Bell Labs' Peter Kaiser helped with design.

the conditions under which it is used. This is considerably greater than copper and even better than steel.

Thus there should be little difficulty in drawing such fiber cables through conduits. The strength of optical fibers will, however, degrade with time, but this is not considered to be a problem since the fibers will

be in bundles and will also gain strength from a sheathing.

Needed: laser reliability. While the work in low-loss glass fibers has proceeded at a rapid rate, long-range optical systems require long-life semiconductor/lasers, and these light sources have not had the reliability required for communication systems. □

Communications

Stabilized laser communicator operates from moving vehicle

Laser beams offer hope for secure communications, but the major problem has been keeping the two ends of the circuit aligned. A new development from American Laser Systems, Santa Barbara, Calif., may change that, and both military and police organizations are interested [*Electronics*, May 10, p. 26]. The system permits 15- to 20-mile two-way communications between moving

land vehicles, ships, or helicopters.

The laser communicator combines infrared-laser transceivers with stabilized optics, which are modifications of binoculars made by Stabilized Optics Corp., Cupertino, Calif. The binoculars, which permit the use of highpower, 20× magnification on moving ships and vehicles, are already in use by police and naval forces. Conventional binoculars are limited to 10× or less in these situations.

The stabilized communications system uses a simple but patented physical principle that cancels the effects of magnification of movement with opposite-phase reflected light. A small gyroscope is also included, but serves only to overcome the friction of bearings at very low vibration frequencies.

Avalanche detector used. In the communicator, the optical path to one eyepiece in the binocular is replaced by a sensitive silicon avalanche detector. The stabilized system permits the sensitive but sharply focused detector to give a 100× system gain over conventional laser systems. The transmitter in the system is a small semiconductor laser diode with a peak output of 2 watts and an average output of 1 milliwatt.

The range of the unit is 16 to 20 miles, but, of course, is dependent on the visibility of the receiver. The

communicator does not have to be aimed accurately—the bridge of a ship or a whole automobile is adequate. The American Laser Systems unit operates from flashlight-size cells, giving 5 to 7 hours of operation. Power drain is about a third that of a flashlight bulb.

Computer transmission. According to Duncan Campbell, president of American Laser Systems, the receiver and transmitter are basically digital in nature. The U.S. Navy has shown interest in data communications between ships using the technique, and Campbell also sees a future in the individual transmitter and receiver modules in the context of computer transmission between fixed points. □


Auto electronics

Solid-state sensor monitors car fumes

A new type of diffused semiconductor pressure sensor for automotive emission control has been developed by Bell and Howell. The device is expected to meet the long-term environmental requirements of cars while also surviving the tests of the legendary sharp pencils of Detroit's automotive economists.

The reliability required of semiconductors used in automobiles is actually higher than in the aerospace industry. For instance, conventional wire and tape strain gages for aerospace are not good for monitoring pressures in emission control, whether by fuel injection, exhaust gas recirculation or ignition control. According to Robert L. Cheney, project engineer at Bell and Howell's electronics and instruments group, Pasadena, Calif., the basic problem is that an aerospace transducer may be subjected to several temperature cycles and hundreds of pressure cycles, but a transducer in a car traveling 50,000 miles will be subjected to hundreds of temperature cycles and thousands of pressure cycles.

The Bell and Howell device is not



Land, sea or air. New laser communicator can be used on trucks, ships or planes.

the first strain gage to use the piezoresistivity of a semiconductor, but earlier ones used a whole piece of silicon as a sensor, with separate support. The new diffused device uses a silicon slice as support and pressure diaphragm as well, with only small areas actually serving as sensors. This eliminates the mounting interface problem between the sensor and support, a vital consideration in view of the tiny displacements involved.

Unlike conventional gages, also, the technique seems well adapted to low-cost automated assembly and checkout, for manufacturers can use the proven photochemical methods used in making integrated circuits and transistors.

Tolerance. One area in which semiconductor gages are basically inferior to conventional ones is temperature tolerance. However, this temperature dependence is virtually eliminated in the Bell and Howell device, since it combines two or more sensors in a bridge configuration. As the sensors are simply small areas in a silicon slide, they cost no more than a single sensor. The usual automatic-adjustment techniques of laser-trimmed thick-film resistors and temperature-sensitive resistance elements permit this unit to respond to a change of less than 0.002% of full scale per degree Fahrenheit. This is five times better than typical aerospace standards.


An unusual feature of the gage is the bond between the silicon diaphragm-sensor and the glass tube that supports it. The bond was developed by P. R. Mallory Co., Indianapolis, Ind., and it produces a stable, pressure-tight joint. The stability of the semiconductor devices also eliminates the need for periodic calibration, which is prohibited in automotive uses.

Tests of transducers over a million cycles from -65° to 250° F while being pressure-cycled from full vacuum to ambient pressure indicate stability of better than 0.5% of full scale. Conventional transducers subjected to the same cycling have shown an order of magnitude greater change, says Cheney. Robert W. Meyers, product manager at Bell

Anti-skid unit is digital

At the first public showing of its SKID-TROL anti-wheel-lock braking systems for heavy trucks, Rockwell International Corp. said it hopes to capture at least 30% of the \$100 million market [*Electronics*, May 10, p. 70.] The electronics for SKID-TROL's digital computer comes from Rockwell's Microelectronics Division, Anaheim, Calif. The firm's Rockwell Standard division is handling the system integration.

The computer is the heart of the only fully digital system for the function that will be required by new Federal safety regulations. It uses an MOS LSI calculator-type chip programed for this special function. Other manufacturers of anti-skid systems are expected to adopt the digital approach in the future.



and Howell, feels that the new device can beat both performance and price requirements of the auto industry and expects to see such sensors will be picked for use on 1975 model year cars, at least those sold in California. □

VW uses ICs in seat-belt system

With about a quarter of its production going to the United States, Volkswagenwerk AG is moving ahead of other German car makers in complying with U.S. motor vehicle safety legislation. The company is now installing the first production versions of a seat belt interlock system in VW passenger models destined for U.S. exports later this year.

The electronics firm that helped with the system is Intermetall GmbH, the German member of the ITT Semiconductor Group and developer of the integrated circuit around which the equipment is built. Intermetall calls its IC the first made in Europe for interlock units. Designated the SAJ 280, the device will be marketed in the U.S. through the ITT group's American facilities.

With its new equipment, Volkswagen is complying with U.S. regulation MVSS 208, the motor vehicle safety standard that requires seat-belt interlock systems on all 1974 passenger models [*Electronics*, March 1, p.70]. Such systems prevent the driver from starting his vehicle unless he and his front-seat companions have fastened their lap and shoulder straps.

Signs and alarms. Like any seat-belt interlock system, VW's equip-

ment lights a "fasten seat belts" sign and sounds an acoustical warning when a set of conditions is not satisfied. Monitoring the proper sequence of events from seat occupancy and belt fastening to handbrake loosening and engine turn-on are electronic circuits. Using inputs from sensors at the seats, in the seat belts, the oil pressure system, and at the handbrakes, the circuits regulate an interlock solenoid so that the engine can be started only when the sequence is correctly followed. The solenoid blocks the starter when, for example, the belts are fastened before the seat is occupied.

In addition to performing the basic functions spelled out in the U.S. regulation, the German system has a few refinements. One is a time delay that allows an engine restart before three minutes have elapsed, regardless of whether seat belts are fastened or not. This feature will be welcomed by a driver who, for example, turns off the engine and gets out of his car to open a garage door. The time delay lets the driver put his vehicle into the garage without the need for him to fasten his belts.

Another feature is a 10-second delay that prevents the starter from becoming blocked when a passenger, whose seat belts are already fastened, temporarily lifts himself from his seat in trying to find a comfortable position. Without this delay, the driver would have to go through the whole sequence of getting into the car, fastening his belt and loosening the brakes every time he pulls himself slightly off the seat.

While other German electronics and car-accessory makers have chosen simple discrete solutions for the interlock circuitry, the Intermetall/Volkswagen designers have opted for an IC approach. "Although more difficult to realize, it makes for a more reliable and relatively inexpensive system when produced in volume," says Alfred P. Prillmann, sales manager for professional products at Intermetall.

"The price of the system," Prillmann says, "is about the same as that of a discrete-transistor version." Now that it has delivered a limited

number of ICs for the car maker's first production versions of the system, Intermetall will start mass producing them at its Freiburg plant next month.

Picked bipolar. The 280 circuit packs onto a 3.5-millimeter-square chip roughly 100 transistors in addition to a number of diodes and resistors. The company has picked bipolar instead of MOS technology to insure circuit operation even when, as a result of cold weather, the supply drops to 6 volts, half of the normal 12-v supply. A bipolar design also makes it easier to get up to the current levels needed for driving the output stages and for relay operation, Prillmann says. The trend in U. S. seatbelt interlock systems is to use C-MOS, which operates from as low as 3 v and is more tolerant of power-supply variations than bipolar.


The Intermetall circuit, which comes in a 14-pin dual in-line plastic package, handles up to 25 milliamperes. Its current consumption under engine-off conditions is less than 5 mA, and leakage current is less than 1 microampere. □

Commercial electronics

Highway call box moves to corner

The highway aid box is a familiar sight along major thoroughfares across the country, but these hard-wired telephone devices are not vandal-resistant and are prone to destruction in severe weather conditions. Now, hard-wired systems are being replaced by radio call boxes, which overcome these problems, and many have been set up on interstate highways.

The first installation, on a 43-mile stretch on Florida Interstate 75, was put up by the ADT Corp., New York. It was followed by a string of boxes from Motorola along 20 miles of roadway between Fort Lauderdale and Miami, Florida [*Electronics*, March 1, p. 32]. Further, ADT is currently installing 248 help boxes



Radio call. Opening radio box energizes magneto that powers signal to a console.

along the 60 miles of Massachusetts I-495 and in various locations along interstate highways in southern Illinois. Moreover, the company, moving its system onto the street-corner, is set to install 40 radio boxes in the small industrial-residential town of Weehawken, N.J., at a cost of \$400,000. Motorola's installation of 90 boxes cost \$328,000.

The ADT box, unlike Motorola's, uses no voice communications or batteries. Instead, the user activates a magneto when opening the door of the box, which in turn provides power to send a radio signal to a computer-type console.

When the signal reaches the console, the type of assistance requested and the location of the box flashes on a digital counter and is permanently recorded on paper tape. An operator returns a signal that the message has been received. The console can handle as many as 9,999 remote call boxes. In the event that a pole holding the help box is knocked over, a tilt alarm is activated on the console.

Components for the system are manufactured by Solid State Technology Inc., Wilmington, Mass. □

Computers

Systems house in microcomputer race

The ever-growing commercial microcomputer derby has a new and seemingly unlikely entry: Teledyne Systems Co., historically best known

measurements on the move...

With TEKTRONIX you make your measurements quicker and with greater accuracy. The light-weight 465 and 475 portables combine ease-of-operation with laboratory precision to reduce your repair time at your customer's location.

Some of the functions that make the 465 and 475 value leaders are: push-button trigger view, ground reference button at probe tips, delayed and mixed sweep, CRT positioned between the vertical and horizontal controls, easy to interpret push-button mode selection, and more.

With 200 MHz at 2 mV/div, the 475 offers lasting measurement capability. A linear 8 x 10-cm display and one nanosecond sweep speed

illustrate the ability to make complex, precise time measurements.

The 465 with a bandwidth of 100 MHz at 5 mV/div and 5 ns/div qualify it for most of today's measurement needs.

A different approach to battery operation. A 12 and 24 VDC option combined with a detachable battery pack provide continuous operation under a variety of situations. Measurements can be made when power availability is restricted to 12 and 24 VDC, or when commercial power is limited, or when isolation from line or ground is desired. With the detachable battery pack you carry the weight of the batteries only when needed.

Also available are rackmount versions of both the 465 and 475.

465 Oscilloscope \$1725
(Includes delayed sweep and probes)

475 Oscilloscope \$2500
(Includes delayed sweep and probes)

DC Operation (Option 7) . Add \$75

1106 Battery Pack \$250

Rackmount Add \$75

Let us help you make your measurements. To see one of these scopes, call your local Tektronix field engineer, he'll be glad to demo one for you. If you prefer, for additional information write Tektronix, Inc., P.O. Box 500, Beaverton, Oregon 97005. In Europe, write Tektronix Ltd., P.O. Box 36, St. Peter Port, Guernsey, C.I., U.K.





TEKTRONIX®
committed to
technical excellence

"the value leaders"

U.S. Sales Prices FOB Beaverton, Oregon

For a demonstration circle 36 on reader service card

Circle 37 on reader service card



for its military equipment. Taking advantage of the availability of chip sets from several semiconductor makers [*Electronics*, March 1, p. 63], Teledyne has come up with a family of microcomputers that are 2.5 in. in diameter, 0.10 in. high, and cost \$1,000 in small lots.

The Northridge, California firm developed the microcomputers for a Government program and is now attempting to develop commercial customers. The company has several varieties in its line, from a basic, all-in-one package unit with about four

to five times the capability of the Intel MCS-4 microprocessor set, up to one that requires two packages and has close to the capability of a mini-computer, according to Earl Kanter, vice president of advanced systems. Typical add times for this level are 10 microseconds for 16 bits. The price is about \$1,000 per package independent of the specific circuitry, although memory is less expensive than logic.

P-MOS now, n-MOS later. The basic technology in the computers is p-MOS. It makes use of available



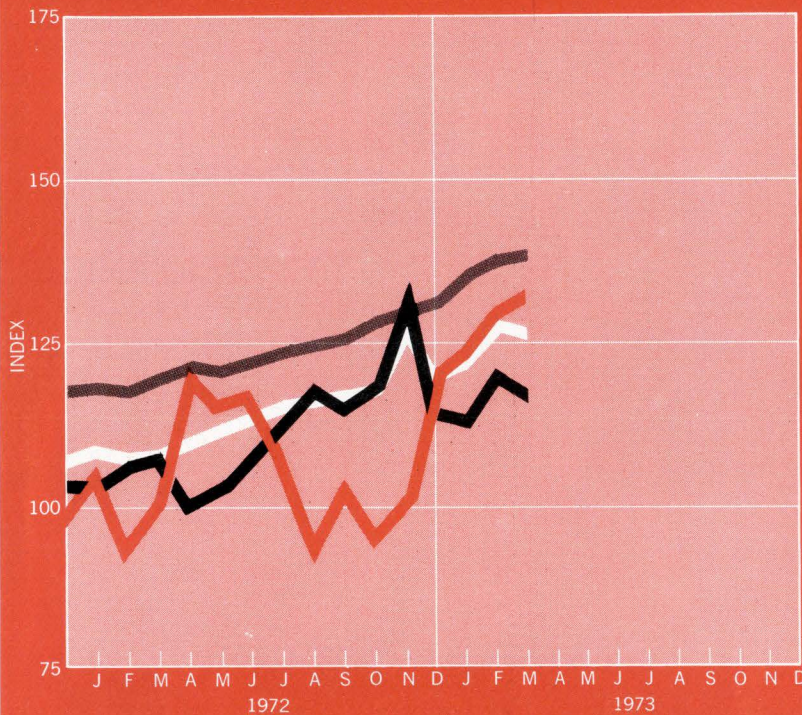
Handful. Teledyne Systems' microcomputer is 2.5 in. in diameter and sells for \$1,000.

components from Intel, National and Rockwell, but with architecture and other components different from standard sets. Kanter expects to use n-channel sets when they become available. Teledyne buys the parts in wafer form, then separates, tests, and applies them with hybrid techniques.

Kanter says that the most popular package is the 2.5-in. round one, but other, rectangular units are available. The sealed unit requires no maintenance, calibration or service, and can easily be replaced in the field. The compactness of the microcomputer, its ease of replacement and projected high reliability (mean time between failure is 25 years) make it especially attractive for the automotive, process control, chemical, and petroleum industries. It requires about 7 watts.

In addition to the unique packaging, Teledyne is also offering a comprehensive set of software, and in fact, Kanter feels that this is the unit's major advantage over the capabilities of the stock chip sets. □

Electronics Index of Activity



Segment of Industry	March '73	Feb. '73*	March '72
Consumer electronics	133.4	130.9	101.8
Defense electronics	118.2	121.6	102.3
Industrial-commercial electronics	139.8	138.3	122.1
Total industry	127.4	128.3	108.1

The Electronics index fell in March, but it still remained a healthy 17.9% above March 1972's level. Defense Electronics dragged the total index down, falling 2.8%, but it, too, was still 15.5% above March 1972. Consumer electronics climbed 1.9%. The other gainer, industrial-commercial-electronics, climbed 1.1%, 14.5% higher than it was a year ago.

Indexes chart pace of production volume for total industry and each segment. The base period, equal to 100, is the average of 1965 monthly output for each of the three parts of the industry. Index numbers are expressed as a percentage of the base period. Data is seasonally adjusted.
*Revised.


Production

Ribbon wire virtues don't move users

Bonding with round wire has been a headache for IC and hybrid manufacturers, but a switch from round wire to flat ribbon wire could provide a cure. Alvin H. Sher and Herbert K. Kessler of the National Bureau of Standards have recently completed studies showing that an ultrasonic bonding tool can operate over a much broader time-amplitude range yet still provide a given pull-strength value when the wire used is ribbon-shaped.

Potential users also believe it is the way to go, but not right now.

3 interchangeable CPUs. That's modularity.




SUE's basic CPU gives you a minicomputer that's high in flexibility yet low in cost. A second CPU provides decimal arithmetic functions. And the third meets the requirements of scientific or industrial applications that call for improved math capability.

These all slide easily in and out of the chassis. Without any wiring. In fact, you can change CPUs at your plant (or even in the field if need be) in about 60 seconds. So a SUE system can change and grow as fast as your customer's needs change and grow.

The component computer. And you're not limited to one CPU at a time. SUE's multiprocessor capability lets you hook up as many as four on a single Infibus. Just choose the combination of processors that suits the system best.

That's because SUE (the System User Engineered minicomputer) is the first of its kind:

a component computer for systems. Its modular processors, memories and controllers all plug together in almost any combination to solve your application problems.



That includes I/O controllers, but you'll never need more than two basic types with SUE: one bit serial, one word parallel. These will adapt to any I/O device.

Wider choice of peripherals. We offer a full line of peripherals to go with SUE: IBM compatible 5440 disk drives, CRT/keyboards, printers from 100 cps to 600 lpm, magnetic tapes, cassettes, punched card devices and paper tapes. Anything your system needs.



Complete software tools. To make your programming burden lighter, we offer a full set of software tools: sort/merge, DOS, assemblers, utilities and RPG/SUE. That last item is 98% compatible with RPG II, by the way.


And we're the only company we know of that unconditionally warrants all our software for a full year.

Built for systems builders. SUE's built-in flexibility makes it fit your systems now, makes it easily changeable later on.

You can be sure we'll be here later on, too. Which is one more advantage of dealing with an established, reputable company like Lockheed Electronics.

Let's talk. Call (213) 722-6810, collect, or write us at 6201 E.

Randolph St.,
Los Angeles,
California
90040.



That's SUE.

Lockheed Electronics
Data Products Division

Circle 39 on reader service card

See SUE systems at the National Computer Conference booth #2831

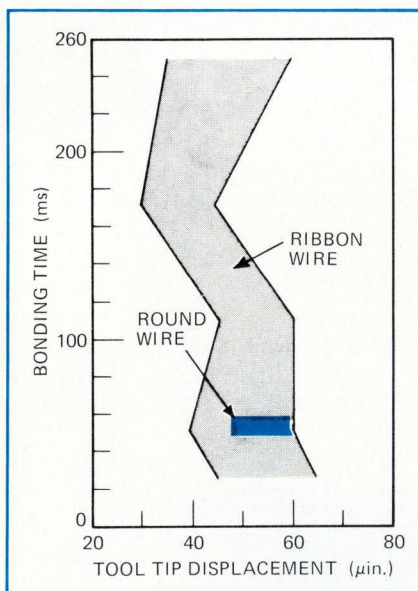
Leo W. Czarnecki, manager for equipment engineering at Fairchild Camera & Instrument, Mountain View, Calif., says Fairchild tried ribbon bonding and found its strength to be its most outstanding characteristic. He says it takes current surge better and its assembly is easier. Czarnecki believes the greatest demand for ribbon bonding will be in power devices. But for now, Fairchild is staying with round wire for economic reasons.

Frank Stevens, general manager of Sigmund Cohn Manufacturing Co. Inc., Mount Vernon, N.Y., which supplies bonding wire to the industry, says that ribbon wire is just "a few days after birth," and few are using the technique in volume.

In one series of tests, Sher and Kessler learned that tool displacement amplitude can be varied over wide margins and could still meet a 10-gram pull-test. But the margin of adjustment is much tighter for bonding round wire.

A second advantage for ribbon wire is that bonds can be stacked. This gives the device maker greater flexibility in point-to-point wiring and should be particularly attractive to hybrid users.

But this technique has been



Relaxed tooling. Shaded area indicates the broad region over which an ultrasonic wire bonder will bond ribbon wire with a minimum 10-gram full strength.

around for more than two years and so the puzzling question is: why have so few users adopted it? One answer may be that IC device makers are in a boom period, and are only just now beginning to recover from 1970 and 1971 and are too busy to innovate.

Does ribbon wire cost more? Cost depends on the tolerance requirements of the user. If tolerances are relaxed, as Stevens feels they should be, then the price for ribbon wire would probably rise no more than 10%. However, if the user sticks with $\pm 3\%$ tolerance on the cross-section dimensions, as is often the case with round wire, then the price might jump as much as 25%. But either way, going to ribbon wire shouldn't impact the IC fabrication cost much, since the value of the wire is no more than 3% of the material costs in the IC. □

Components

Military holds out against plastic packs

Intermittent or open bonds continue to plague plastic-packaged semiconductors tested by the U.S. Army for military applications, despite acknowledged gains in bond reliability and device moisture-resistance. This, coupled with the Army's view that "vendors are not interested in supplying plastic devices to 'hi-rel' specifications," have led the military to hold fast to its restrictions against general usage of plastic discrete and microcircuit semiconductors, the 1973 Electronic Components Conference was told in Washington.

The steadily increasing preference of semiconductor makers for plastic packages could pose a future procurement problem for military users seeking hermetically sealed glass, metal, or ceramic packages, says Edward B. Hakim of the Army Electronics Command's Electronics Technology and Devices Laboratory, Ft. Monmouth, N.J. Citing Electronic Industries Association estimates that plastic packages ac-

counted for about 70% of U.S. transistor production and approximately 55% of monolithic-integrated-circuit output in 1972, Hakim told the symposium that growth rates for plastic packages in these two market categories approximate 2% and 4% a year. Compared to hermetic packages, prices for plastic devices continue to decline. In 1972, transistors averaged 59 cents for hermetics compared to 13 cents for plastics, while hermetic ICs cost \$1.56 compared to 63 cents for plastics.

Volume. Following the symposium session on interconnection, where he outlined Army data on tests of interconnection reliability of plastic devices in a paper authored jointly with ECOM's Bernard Reich, Hakim identified the potential problem for military semiconductor users this way: vendors "can sell a million plastic devices a month to the computer industry. We may not buy more than a million a year." Moreover, the industrial customer's test requirements are much less rigid than the military's, making the market more appealing to semiconductor makers.

Vendor disinterest in supplying plastic packages to 'hi-rel' specifications, he said, stems primarily from lot testing costs relative to the cost of the devices themselves. "Plastic device vendors would rather rely on short-term indicators than be confronted with the rigors of the normal 'hi-rel' specifications," Hakim explained to the ECC meeting. The three-day May meeting was sponsored jointly by the EIA and the IEEE.

The Army semiconductor specialist was not prepared to write off military use of plastic devices indefinitely, however, noting that surveillance of device developments and performance should continue because their future use—"possibly within this decade"—may be justified.

Defects down. Bonding defects, for example, are about 0.15% based on 1972 experience, he noted, "down significantly from the period when the bond problems first began getting visibility." Hakim forecast that this figure could drop to 0.01%

16 channels



PROGRAMMABLE MULTI-CHANNEL ANALOG FILTER SYSTEM 816

- UP TO 16 FILTER CHANNELS (THROUGH PLUG-IN CARDS) IN 5¼" PANEL HEIGHT
- LOCAL (FRONT PANEL), ON-CARD, AND REMOTE PROGRAMMING OF CUTOFF FREQUENCY
- DIRECT INTERFACE TO COMPUTER, PROGRAMMER OR SWITCH CLOSURES
- LOW PASS, HIGH PASS, BAND PASS, BAND REJECT
- FREQUENCY RANGE 10 Hz to 150 KHz
- ATTENUATION SLOPE 48 db/oct per channel
- PASSBAND GAIN 0 db
- BUTTERWORTH RESPONSE
- 1 MEG INPUT AND 50-OHM OUTPUT IMPEDANCE
- OUTPUT SIGNAL 10 volts, p-p
- DYNAMIC RANGE 80 db

Rockland Systems Corporation 230 W. Nyack Road, West Nyack, N.Y. 10994 • (914) 623-6666 • TWX 710-575-2631

ROCKLAND

by 1975 with present technology. However, if beam-lead devices or devices employing bump technology are generally applied, the rate of improvement could be significantly increased.

Fort Monmouth, he said, is considering the use of "a liquid-to-liquid, -60°-to-+150°C thermal shock screen to cope with the bonding problem," but added "there is a great reluctance on the part of vendors" to accept it on the ground that such a test "is potentially destructive and capable of creating latent defects." Preliminary results at ECOM show the test is not destructive.

Noncontrolled field reliability performance of plastic and hermetic transistors by ECOM indicates dramatic improvements and suggests their performance should approach those of hermetics by 1974-75. □

Space electronics

FCC okays Marsat, but questions remain

When the Communications Satellite Corp. announced that it planned to use the interim Navy navigation satellite as a civilian maritime satellite as well [*Electronics*, March 15, p. 36], it brought a storm of protest from the international record (message) carriers and potential equipment builders. They complained to the Federal Communications Commission that the deal was too quick, could give Comsat dominance in international maritime-satellite communications, and effectively freeze them out of the system.

Now, after much discussion, the FCC decided this month that Comsat could proceed "at its own risk" to contract with Hughes Aircraft Co. for three Anik-like satellites to start the \$70 million program. But it left some touchy issues undecided—how to achieve workable joint ownership among competing companies and how those parties would choose a system manager. To find out who's really interested, the FCC ordered U.S. common carriers now provid-

ing maritime service and known as wanting to join—AT&T, ITT, RCA, TRT Communications Inc., and Western Union International—to sign up with the commission by June.

Comsat comeback. Naturally preferring to keep its lead, Comsat argues that the commission's decision to let the participating companies select the system manager could breed disruptive discontinuity.

By piggybacking a commercial maritime satellite system on the Navy's two-ocean interim satellite requirement, Comsat and the partic-

ipating carriers could engineer a lucrative combination. Satellite costs, including spare parts and development, would equal \$39 million, launch costs would come to \$26.5 million, and system development and filing fees would take up the rest, the company says.

Moreover, participating in such a system would give companies entrée into a bigger market beyond—a projected global ship-shore-satellite navigation and communications system that maritime interests are seeking [*Electronics*, Feb. 1, p. 50]. □

News briefs

Wescon gains ERA as co-sponsor

The Western Electronic Show and Convention (Wescon), to be held Sept. 11-14 in San Francisco's Brooks Hall, will have a new co-sponsor with IEEE—the Electronic Representatives Association. WEMA withdrew as a co-sponsor earlier [*Electronics*, March 15, p. 25], but ERA's presence "guarantees some management and marketing flavor to the Wescon board," says a Wescon spokesman. All the exhibits will be contained in Brooks Hall this year, which means the show will be limited to about 500 booths. One new feature planned for the show this year is a two-day manufacturing seminar to be held at the San Francisco Hilton.

Bendix in \$1 million deal with Argentina

Bendix International, New York, has received a \$1 million contract from the Argentine Ministry of Agriculture and Cattle to supply an airborne remote-sensing and ground data-processing system for conducting surveys of the country's agricultural lands. Data will be gathered and stored on high-density magnetic tape and will be processed by a general-purpose computer provided by the Argentinian government.

Color sets have built-in cable converter

RCA Corp. says it is the first color-TV manufacturer to build into its sets the capability of receiving 24 cable channels in addition to conventional vhf and uhf signals. The new feature is going into RCA's top-of-the-line XL-100 solid-state units and will eliminate the need for a separate converter or selector device to obtain cable TV reception.


Analog Devices starts C-MOS line

Believing that "C-MOS is on the upswing and ready to replace TTL in many applications," Analog Devices' microcircuits operation in Santa Clara, Calif., announced its entry into the C-MOS field with three new products (see p. 71). These include a differential four-channel multiplexer, a single eight-channel analog multiplexer, and an uncommitted quad analog switch. All are compatible with TTL, DTL, and C-MOS logic. The new devices are aimed at applications in analog-to-digital and d-a converters, digital amplifiers, frequency multipliers, and digital filters. Analog Devices says part of the move was in anticipation of growth in the minicomputer and IC markets.

E-Systems wins airborne command post job

The Air Force Electronics Systems Division, Hanscom Field, Mass., has awarded a \$20.5 million fixed-price-incentive contract to E-Systems Inc., Greenville, Texas, to equip two 747-200B Advanced Airborne Command Post (AACP) aircraft with electronics.

WORLD'S FIRST PRODUCTION CCD




Our 500-Element Linear Image Sensor: World's First Production CCD.

New CCD101. High sensitivity, wide dynamic range, self-scanning device. Available now for prototyping at \$1200.


The CCD101 Linear Image Sensor uses charge-coupled technology and a buried-channel structure to create a rugged, monolithic, self-scanned, 500-element sensor designed for high sensitivity conversion of images to analog signals. For slow-scan TV, facsimile, and other high-resolution linear imaging applications.

The impact of CCD on imaging is analogous to that of the transistor on vacuum tubes. It has been called by one high level government scientist "the most important breakthrough in semiconductors since the development of MOS."




CCD101 Linear Image Sensor

The array is a 500-element photo-sensing chip, 60 x 635 mils. It includes, in addition, charge transfer gates, two 250-element CCD analog shift registers, a 2-element output register, and a preamplifier. The device allows sequential reading of the 500 imaging elements with a typical dynamic range of 1000:1 at 1 MHz. Sensitivity is typically 15×10^{-6} footcandle-seconds. Operating voltages are under 20V. On-chip preamplifier allows a low-impedance interface. The 24-lead dual in-line ceramic package—1 1/4" long x 1/2" wide x 3/16" high—has a sealed anti-reflectance glass window and non-reflective interior.



Normal incandescent room lighting. (No filtration. Peak incident illumination around 30 footcandles.)



1/100 normal room lighting.

99.999% Transfer Efficiency

Key to CCD101 high sensitivity imaging is the buried channel structure which reduces charge-transfer loss, thus permitting greater image element density. The result is demonstrated above.

The 4 photos illustrate the device's capacity for generating a clear video picture of a single frame at



1/10 normal room lighting.



1/1000 normal room lighting.

widely varying levels of illumination. The photos show the face of a CRT displaying the output of a CCD101 sensor clocked at 1 MHz scanning a black-and-white photo on a rotating drum. Increasingly dense filters were inserted between the sensor and the scanned photo. The intensity dropped, but the image remained usable.

CCD Imaging Advantages

CCD technology provides the first high-performance method for solid state imaging. The CCD101 is the first CCD product, and thus the first to clearly demonstrate its high performance advantages, high reliability and dimensional accuracy, with lower noise video, low-voltage operation and self-scanning that eliminates much external control circuitry. All made possible by our CCD buried N-channel technology.

CCD advantages over other types of imaging devices are manifest:


As Compared To Vacuum Tube Imaging Devices	As Compared To Non-CCD Solid State Imaging Systems or Devices
<ul style="list-style-type: none"> • Small size • Long Life • Lower power • Lower operating voltages (none greater than 20V) • Solid state ruggedness • Inherent metric accuracy • Low impedance interface • Greater dynamic range 	<ul style="list-style-type: none"> • Low clock interference • No pattern noise • Low, uniform dark current • Better detectivity • On-chip preamp • Lower power

For more information.

Call our Hot Line number — (415) 962-3333 — for a complete information package: data sheets, application notes, and a technical paper on the physics and applications of charge-coupled devices.

**MADE IN
FAIRCHILD**

DATA GENERAL CORPORATION



DATA GENERAL INTRODUCES THE LOADED NOVA.

The loaded Nova is the new Nova 840 and the most comprehensive set of software/hardware capabilities ever available with a Data General computer.

It comes with a built-in Memory Management and Protection Unit that lets you expand main memory to 128K 16-bit words. Base price with 16K of memory is \$16,530.


Nova 840 runs a comprehensive Real-time Disc Operating System (RDOS) for dual programming operations.

A new BATCH executive lets you pick your I/O devices, load your jobs, and walk away.

It has our new Fortran 5, Extended ALGOL, Extended Timesharing BASIC, and a whole library of proven Data General software; proven software that we can deliver now.

And our Remote Job Entry software can let the 840 double as a high-powered terminal to a big computer someplace else.

With the right kind of configuration (like the one shown), all that software is available free.



ON YOUR DOORSTEP IN UNDER 90 DAYS.

The Nova 840 in the picture has a central processor with 32 to 64K of main memory, a high-speed Floating Point Processor, hardware Multiply/Divide unit, fast-access disc storage, and 9-track mag tape.

The picture doesn't show lots of the other things you can get with Nova 840: line printers, card readers, Novadisplay terminals, fixed-head Novadiscs, moving-head discs, Nova Cassette tape, communications interfaces.

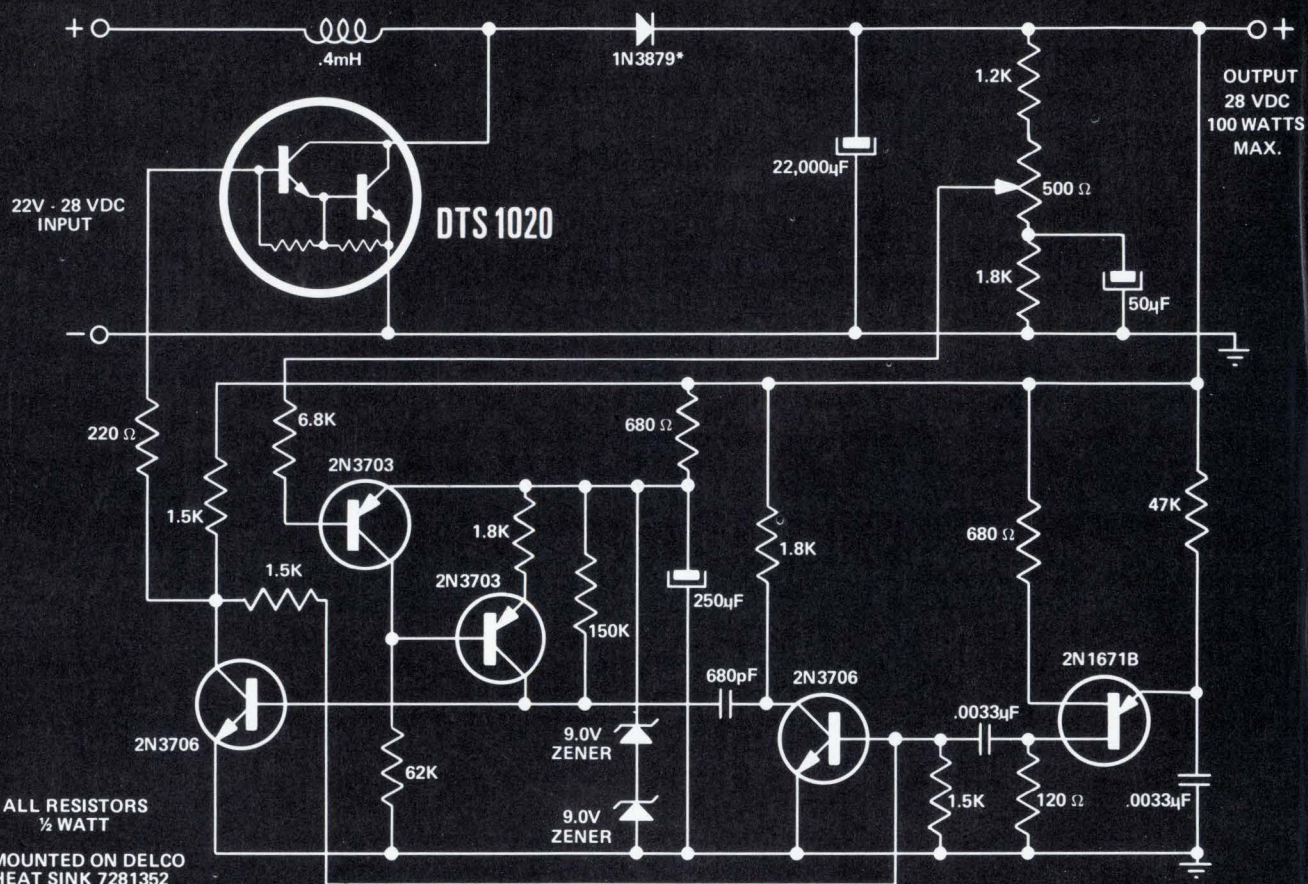
Nor could we show you the applications

and service experience we've developed in the course of building, installing, and supporting over 6,000 Nova computer systems all over the world.

If you're looking for more throughput than you could ever get with a minicomputer, for better access to system resources, at a lower price, call Data General.

Call with an order: we'll put a loaded Nova on your doorstep in less than 90 days.

 **DATA GENERAL**
Southboro, Massachusetts 01772

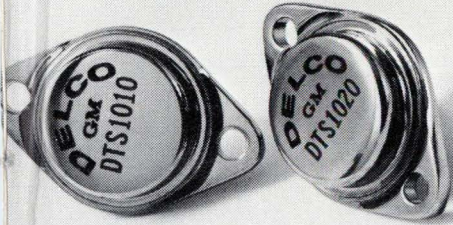


SWITCHING REGULATOR

	V_{CEO} @ 0.1 mA	V_{EBO} @ 50 mA	$V_{CE(SUS)}$ @ 500mA	h_{fe} @ 1 MHz ($V_{CE}=10V,$ $I_C=200 mA$)	h_{FE} ($V_{CE}=5V,$ $I_C=10A$)	$V_{CE(SAT)}$ @ 5.0 A	I_C	P_T @ 75°C
DTS-1010	120V	7V	80V	12	200	1.8V	10A	100W*
DTS-1020	120V	7V	80V	12	500	1.5V	10A	100W*

*100 percent tested at 2.5A, 40V.

The Kokomoans now give you Darlington Switching Power.



Use a Darlington in place of an ordinary transistor, and you'll realize an additional magnitude of gain plus increased switching power. Use a Delco silicon power Darlington (DTS-1010 or DTS-1020) and you'll also realize a gain in dependability.

Delco's Darlington's are triple diffused mesa units housed in copper TO204MA cases and built for ruggedness. The design gives them high energy capability—the ability to handle surges of current and voltage simultaneously. They are ideal for switching inductive loads in circuits subject to transients or fault conditions.

Design a switching regulator circuit around a Delco Darlington or use it in any 60-100 volt

application to reduce circuit size, weight, and cost. In addition, the Darlington space saving feature allows you more design flexibility. Unlike an ordinary transistor, it's only energy-limited, not beta-limited. You can exploit its full energy capability in your circuit.

Call your nearest Delco distributor. He has them in stock and he's got the data on high energy switching for small spaces.

For details on the switching regulator circuit, ask for Application Note 49.



Delco Electronics

DIVISION OF GENERAL MOTORS CORPORATION.
KOKOMO, INDIANA

Now available from these distributors in production quantities.


ALA., BIRMINGHAM • Forbes Distributing Co., Inc. (205)-251-4104
ARIZ., PHOENIX • Sterling Electronics (602)-258-4531
CAL., LOS ANGELES • Kierulff Electronics, Inc. (213)-685-5511 • Radio Products Sales, Inc. (213)-748-1271
CAL., PALO ALTO • Kierulff Electronics, Inc. (415)-968-6292
CAL., SAN DIEGO • Radio Products Sales, Inc. (714)-292-5611
CAL., SAN DIEGO • Kierulff Electronics, Inc. (714)-278-2112
CAL., SUNNYVALE • Cramer/San Francisco (408)-739-3011
COLO., DENVER • Cramer/Denver (303)-758-2100
CONN., NORWALK • Harvey/Connecticut (203)-853-1515
FLA., MIAMI SPRINGS • Powell/Gulf Electronics (305)-885-8761
FLA., ORLANDO • Powell/Gulf Electronics (305)-859-1450
ILL., ROSEMONT (Chicago) • Kierulff Electronics (312)-678-8560
ILL., SKOKIE (Chicago) • Bell Industries (312)-282-5400
IND., INDIANAPOLIS • Graham Electronics Supply, Inc. (317)-634-8202
MD., BALTIMORE • Radio Electric Service Co. (301)-823-0070
MASS., NEEDHAM HEIGHTS • Kierulff Electronics, Inc. (617)-449-3600

MASS., NEWTON • The Greene-Shaw Co. Inc. (617)-969-8900
MICH., FARMINGTON • Harvey-Michigan (313)-477-1650
MINN., MINNEAPOLIS • Stark Electronics Supply Co. (612)-332-1325
MO., NO. KANSAS CITY • LCOMP-Kansas City, Inc. (816)-221-2400
MO., ST. LOUIS • LCOMP-St. Louis, Inc. (314)-647-5505
N.J., CLIFTON • Eastern Radio Corporation (201)-365-2600, (212)-244-8930
N.Y., BINGHAMTON • Harvey/Federal (607)-748-8211
N.Y., EAST SYRACUSE • Cramer/Syracuse (315)-437-6671
N.Y., ROCHESTER • Cramer/Rochester (716)-275-0300
N.Y., WOODBURY • Harvey/New York (516)-921-8700, (212)-582-2590
OHIO, CINCINNATI • United Radio, Inc. (513)-761-4030
OHIO, CLEVELAND • Pattison Supply (216)-441-3000
OHIO, DAYTON • Kierulff Electronics (513)-278-9411
PENN., PHILADELPHIA • Almo Electronics (215)-676-6000
PENN., PITTSBURGH • RPC Electronics (412)-782-3770
S.C., COLUMBIA • Dixie Radio Supply Co., Inc. (803)-253-5333

TEXAS, DALLAS • Adleta Electronics Co. (214)-741-3151
TEXAS, FORT WORTH • Adleta Electronics Co. (817)-336-7446
TEXAS, GARLAND • Kierulff Electronics, Inc. (214)-271-2471
TEXAS, HOUSTON • Harrison Equipment Co., Inc. (713)-224-9131
UTAH, SALT LAKE CITY • Cramer/Utah (801)-487-3681
VA., RICHMOND • Meridian Electronics, Inc. a Sterling Electronics Company (703)-353-6648
WASH., SEATTLE • Kierulff Electronics, Inc. (206)-763-1550
CANADA, ONT., SCARBOROUGH • Lake Engineering Co., Ltd. (416)-751-5980
ALL OVERSEAS INQUIRIES:
General Motors Overseas Operations Power and Industrial Products Dept.
767 Fifth Avenue, New York, N.Y.
10022. Phone: (212)-486-3723.
Kokomoans' Regional Headquarters.
Union, New Jersey 07083,
Box 1018, Chestnut Station,
(201) 687-3770.
El Segundo, Calif. 90245,
354 Coral Circle, (213)
640-0443.
Kokomo, Ind. 46901, 700 E.
Firmin, (317) 459-2175
(Home Office).



MARK OF EXCELLENCE



Sorensen
POWER SUPPLIES
MODEL MMD 15-300
Voltage: 15V
Current: 300 mA

Sorensen
POWER SUPPLIES
STM
24-8.5

Sorensen
POWER SUPPLIES
PTM 12-6.3

Sorensen
POWER SUPPLY
MODEL 65A10-14
INPUT VOLTAGE: 100-240 VAC
MAX. CURRENT: 10 A
OUTPUT: 10 VDC

Sorensen
DC POWER SUPPLY
MODEL MMD 15-100
Output Voltage: 15V

Sorensen
POWER SUPPLIES
STM
15-10

Sorensen
POWER SUPPLY
MODEL OSA 28-13
INPUT: 100-250 VAC
30-400WZ
OUTPUT: 28-36 VDC
MAX. CURRENT: 1.4 A
1.4 A @ 28V
1.4 A @ 36V

Sorensen
DC POWER SUPPLY
MODEL MMD 15-100
Output Voltage: 15V
Output Current: 65 mA

Sorensen
POWER SUPPLIES
PTM 12-6.3

Sorensen
POWER SUPPLIES
PTM 15-1.5D

Sorensen
POWER SUPPLIES
PTM 12-4.4

Sorensen
POWER SUPPLIES
STM
24-8.5

Sorensen
POWER SUPPLIES
PTM 15-1.5D

+15 VDC -15 VDC
OUT ADJ

1 2 3 4 5 6

+15 VDC COM -15 VDC

Sorensen
POWER SUPPLIES
INPUT
OUTPUT

The Sorensen Modulares. A powerful line-up.


Sorensen Modulares give you maximum choice. Plus dependability and efficiency. No matter what your power requirement, count on Sorensen. From the advanced switching-transistor STM series to the miniature encapsulated MMs, there's a Sorensen modular to meet your system specifications and your most rigid performance demands.

Single Output

STM Series — 40 models. Switching-transistor modulares that provide twice the efficiency of series-pass competitors in half the space — and eliminate need for external cooling. STMs feature built-in overvoltage protection; computer-optimized filtering; 0.05% voltage regulation; output voltages range from 3.0 (min.) to 56 (max.) Vdc.



PTM Series — 12 models. All solid-state series-pass modulares that achieve state-of-the-art power density; deliver more power per cubic inch than comparable competitive units, at lower cost per watt. Features include built-in overvoltage protection; highest quality components; adjustable automatic current limiting; 0.05% + 5mV voltage regulation; low ripple and noise; six voltage levels to 100 watts.



Dual Output

PTM DUALS Series — 9 models. Dual output versions of PTM series, with the same advanced design and construction. Compact, solid-state series-pass modulares with built-in overvoltage protection; feature tracking accuracy to 0.2%; voltage regulation — .02%; transient response — 50μsec. Series includes +5, -12 volt model for CMOS applications.



Miniature

MM Series — MMS (single) MMD (dual) MMT (triple) — 15 models, 4 package sizes.

Designed for maximum reliability

in microminiature electronic applications. All MM encapsulated modulares feature built-in overvoltage protection; excellent voltage regulation; single outputs from 5 to 28 Vdc; dual outputs of ±12 or ±15 Vdc.



Other dependable Sorensen power supplies

QSA Series — 29 models. Modular, wide

range, convection-cooled power supplies feature excellent operating specifications plus a wide range of accessories. Models provide outputs



from 3-330 volts and up to 300

watts. Top choice for multi-output systems.

Lab/Systems Power Supplies

SRL Series — 14 models. Low voltage, regulated, solid-state DC power supplies. Rack-mount style featuring excellent stability, fast response time over the full load range, built-in overvoltage protection. Power ranges from 0-60 Vdc and 100 Amps.

DCR Series — 37 models. High performance, all-solid-state power supplies featuring the lowest cost per watt on the market. 10 voltage ranges from 20 Vdc to 30,000 Vdc; 7 power levels from 400 to 20,000 watts. Ideal combination of economy, reliability and performance.

SORENSEN CATALOG/73 provides fully detailed specifications for all models of Sorensen modular and lab/systems power supplies. Write for your copy. Sorensen Company, a unit of the Raytheon Company, 676 Island Pond Road, Manchester, N.H. 03103. Tel. (603) 668-4500. Or TWX 710-220-1339.



Sorensen POWER SUPPLIES

See us at Booth #2010 at the 1973 National Computer Conference.

Circle 51 on reader service card

From those wonderful folks who gave you clean waveforms...

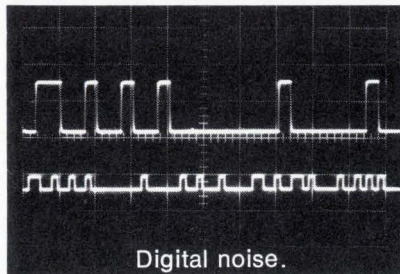
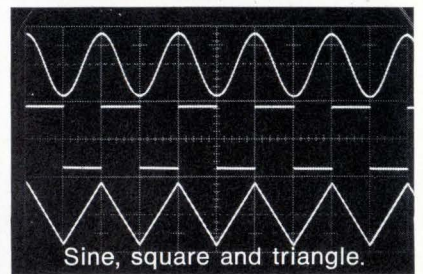
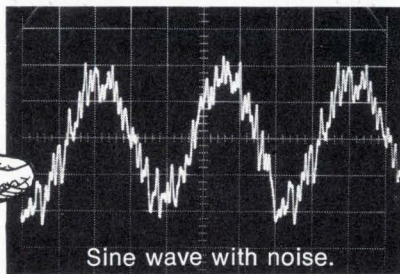
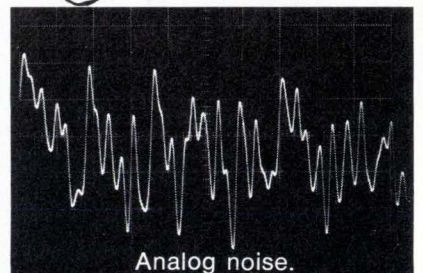
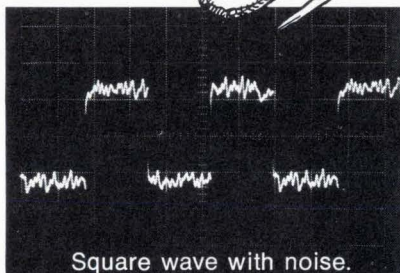
...come some of the dirtiest waveforms ever.

Because the new Model 132 generates precise calibrated outputs of digital or analog noise. And because it's really two generators in one, the 132 also puts out super-clean sine, square and triangle waveforms over the frequency range of 0.2 Hz to 2 MHz. You can even mix the clean signals with noise and get calibrated signal-to-noise ratios. Cleans and dirties from Wavetek for only \$795.

WAVETEK®

P.O. Box 651, San Diego, California 92112
Telephone (714) 279-2200, TWX 910-335-2007

Circle 52 on reader service card



International components standards come nearer . . .

American component manufacturers believe they have won a **significant victory in the development of a voluntary international components certification system** under the International Electrotechnical Commission. This is the message just delivered by Leon Podolsky, chief negotiator for the U.S. IEC committee, to the Electronic Industries Association, following a round of meetings in Geneva last month. EIA, as well as a number of U.S. officials, have long regarded the proposed multipartite standards pact as a nontariff barrier to trade, since the pact initially involved only European manufacturers [*Electronics*, March 30, 1970, p. 69].

Podolsky's report spelled out **progress in getting "a generally satisfactory compromise" by most of the 13 member nations on two key U.S. points.** The first is a provision that an "inspectorate in the country in which the product is released is responsible for the supervision of all testing and inspection necessary," thereby covering multinational manufacturing operations. The second provides for use of other than IEC specifications when there are none covering a given product.

. . . but await decision in June; domestic reaction

Following the Geneva round, which Podolsky dubbed "unexpectedly difficult" because some national delegates altered earlier positions, **the IEC Council will vote at Munich in June on whether to accept the draft statutes for the new certification system.** Odds on acceptance are put by Podolsky at "about 5 to 1." Participating nations are Australia, Belgium, Brazil, Canada, France, Germany, Israel, Italy, Japan, the Netherlands, the UK, U.S.A., and USSR.

Domestically, **the EIA says it is exploring a means of developing a national supervising inspectorate** through existing Government or industry inspection organizations, "or some brand-new organization." **It is also determining how much U.S. participation will cost manufacturers**—and how much more a components user will be willing to pay for certified parts. A preliminary EIA estimate of a 3% increase in component costs has been criticized by some members as too high. In any event, the earliest the new system could be operational is late 1974.

Phone tariffs may thwart GSA plan for own phone centers

Bad news may be in store for those suppliers of interconnection and switching equipment who have been eyeing **the General Services Administration's plans to install and operate telephone centers for Federal use.** Following its cancellation of the publicized Middle River, Md., project to install its own Centrex-type system, GSA is re-evaluating projects at Erie, Pa., Winston-Salem, N.C., and Denver, Colo., as well as others as yet only on the drawing boards, to see whether the total telephone tariffs permit economical operation of its own equipment. **"We may have to make modifications in the program,"** says one source, indicating that some cutbacks may be in order.

GSA dropped the small, 200-line Maryland project after **the Chesapeake and Potomac Telephone Co. produced a new tariff which the agency thought was too high** to allow it to run its own equipment. Observers view that tariff as a way of stifling GSA's idea and discouraging large users from buying non-Bell equipment. Winston-Salem is planned to use 600-800 lines, while Denver has about 3,000.

Trade reform and the impact of Watergate

"When Nixon's trade bill makes it through this Congress . . . perhaps I should say if Nixon's trade bill makes it through this Congress, you won't be calling it 'the Trade Reform Act of 1973' anymore. You will be calling it 'the Mills bill.'"

Thus, with a deft bow to Rep. Wilbur Mills—the Arkansas Democrat invariably described in the press as "the powerful Chairman of the House Ways and Means Committee"—one Administration trade specialist summarized the view of many in the capital following the opening round of congressional hearings on the President's proposal. The fact that even some Nixon Administration loyalists seem uncertain about the bill's fate is one of the less heralded consequences of the Watergate affair.

Apart from all its other national and international implications, Watergate is expected to severely handicap the President's request for new and extraordinary powers to deal with the nation's mounting balance of payments and trade problems. "The Administration's bill would give unprecedented powers to the President" to deal with trade problems, explains one congressional economic specialist, "and there are a lot of members up here having second thoughts about that, considering the way the White House has been handling itself lately." The electronics and aerospace industries, anxious to see the legislation passed, would do well to listen closely to the views of Chairman Mills, whose committee will shape the bill.

Another crisis

While the President is confronted by a personal crisis of substantial proportions, the nation's trade problems present a national crisis of far greater significance for the long term. This was made plain by the mid-May disclosure by the Department of Commerce that the \$10.2 billion balance of payments deficit in the first three months of 1973 was only \$100 million less than that recorded during all 12 months of 1972. The red ink for the quarter was more than three times the \$3.22 billion deficit shown in the first quarter of 1972.

What is intriguing to anyone taking a closer look at the new Government figures is that this massive increase in the payments deficit came despite a significant improvement in the U. S. trade balance for the same period. Commerce blames it largely on a \$5.9 billion flow of liquid private capital out of the country in the quarter, reflecting a lack of confidence in the dollar by those seeking to capitalize on the relative

stability of European currencies. All of this presents two significant complications for industries such as electronics and aerospace that have heavy multinational interests.

The first and most obvious of these is that action to turn the payments balance around cannot wait on the passage of new trade legislation later this year. If all the mounting signs of economic crisis are not dealt with swiftly and comprehensively, then the combination of payments deficits, inflation, and international monetary controls could easily snowball, taking a shaky securities market down with it. The Mills committee, among many others in Washington, is cognizant of this, of course.

The second complication is that congressional and other Government fiscal leaders are also suspicious that a disproportionate share of the liquid capital outflow out of the country is the responsibility of the multinational corporations, protest as some of them might to the contrary. Thus are the multinational technologists likely to find in the Congress a diminishing sympathy and a more intense questioning of the motives behind their pleas to eliminate suspension of Items 806.30 and 807.00 of the U. S. Tariff Schedules from the Nixon trade package [*Electronics*, April 26, p. 29].

Shifting power

Mills at one point questioned the wisdom of giving the President power to grant relief to industries threatened by imports by imposing temporary tariff surcharges or quotas. But such suspicions do not carry over to the White House request for power to suspend Items 806.30 and 807.00 under which products assembled abroad using U.S. components enter the country duty-free except for the value added, despite the strong opposition of such groups as the Electronic Industries Association and the Aerospace Industries Association of America. As AIAA president Karl G. Harr, Jr., put it strongly in early testimony before the Mills committee, "If the manufacturing is not done in this manner, it either will not be done at all or the components will be produced locally instead of in the United States. This would mean a real loss in American jobs—those of an estimated 37,000 workers" for AIAA's membership. Despite their persuasive ring, such arguments do not seem to have much influenced Mr. Mills or many of his colleagues, who are being subjected to just as intensive lobbying by organized labor and its opposite view.


—Ray Connolly

Teledyne makes any JFET you need. You can book on it.

Every one of our JFETS costs money. And our new price list will lay it right on the line in black and white. Every Teledyne JFET has a price.

Locate a JFET at a glance with this one page locator guide. It lists all significant parameters by family type for N-channel, P-channel and dual N-channel JFETS from Teledyne.

Pick-a-FET locator and selector guide. This easy to use guide will help you select the FET you need from 19 JFET families. You can start with just a key parameter, an application or type number and be led to the best JFET for the job.



How to use, where to use, when to use and what to use, or everything you ever wanted to know about JFETS is in our applications handbook. One hundred pages of JFET specs and sixty pages of applications information —yours absolutely free.

Never cross a JFET unless you use our new cross reference and substitution guide. This handy little guide lists 1,232 popular JFET numbers and crosses them with the favorite Teledyne numbers.

And our transistor guide lists lots, lots more.

For your free copy of our FET literature pack, call your Teledyne distributor, or complete the coupon below.

Yes, I'm booking on you, send me your package of JFET information. I want to be saved from the mass of confusion in selecting, specifying and buying JFETS.

Name _____ Title _____

Company _____

Address _____

City _____ State _____ Zip _____

the challenger

TELEDYNE SEMICONDUCTOR

1300 Terra Bella Avenue Mountain View, California 94040 (415) 968-9241 TWX: 910-379-6494 Telex: 34-8416

Circle 55 on reader service card

Calculator has drive and display on a single substrate

Circuits of a new low-power calculator developed at Sharp Corp. are on the same glass panel as the liquid-crystal display, making it a calculator on a single substrate.

Even the key-switch interdigitated contacts—which are shorted by conductive rubber buttons embedded in an insulating rubber mat when the key is depressed—are on the opposite side of the same substrate. The only part of the calculator not on the same substrate is the direct-current voltage-stepup converter, which is mounted on a small substrate of its own—piggy-backed onto the main substrate.

In one. Liquid-crystal displays are made by Sharp itself and feature dynamic drive. The optimum oblique viewing angle for best display contrast is assured by the use of a snap-up hood coupled to the on-off switch. Light to be reflected by the display enters from both the open front and from a plastic window toward rear of hood. The black-matte hood makes all but the selected segments appear black.

Both the display segments and the two-layer printed wiring for the electronic circuits are fabricated on the lower surface of the substrate, while the key-switch contacts are fabricated on the upper surface. Connections between the printed circuits and the switch contacts are made around the edge of the substrate to simplify fabrication.

The low power drain of both the liquid-crystal display and the C-MOS circuits enables the calculator to run for about 100 hours on a single pen-lite-size dry cell. What's more, the unit is complete in itself. "With this combination of long battery life and low-cost replacement, it didn't seem worthwhile to build an ac adapter," says Atsushi Asada, general manager, business machine division.

Although the new calculator represents a far greater developmental

effort than other recent units introduced by the company, a significant portion of it is not new at all. The C-MOS LSI calculator chip and clock generator and register MSI chip are the same units used in an earlier calculator that featured a light-emitting-diode display [*Electronics*, Aug. 14, p. 8E]. It is the lower power drain of the liquid-crystal display compared with LED display that gives the almost two orders of magnitude reduction in battery cost and the doubling of battery life even though only one rather than four cells are required.

Two new ICs, both manufactured by Sharp, are required for the new calculator, though. Dynamic drive of the liquid-crystal display uses two identical packages of C-MOS segment drivers. The 28-lead maximum for the packages used rather than the size of the chips dictated the decision to use two chips.

For the backplate driver, a bipolar IC is used. This simplifies fabrication processing because it is much easier to build bipolar circuits that operate at the 28 v applied to the backplate than it would be to fabricate C-MOS ICs for this voltage.

Total power drain is only about 12 milliwatts during standard operating conditions. The dc-to-dc converter, which has an efficiency in the range of 60-70%, ups the power

drain from the battery to the nominal value of 20 mW.

Display. The liquid-crystal display, which makes possible the low-power and single-substrate features of the calculator, differs a bit from other dynamic-scattering displays. The front-panel glass carrying the transparent segments is the substrate on which the calculator circuits are fabricated. A smaller glass plate carries the mirrored backplates. The transparent segment electrodes are indium oxide, while the mirrored backplates are aluminum. Sharp went to indium oxide for its longer life and its ease of fabrication to the required precision, compared with the usual tin oxide.

Two coatings cover both the front and rear electrodes. The coating nearest the electrodes insulates them from the liquid-crystal material, preventing direct current from flowing between the electrodes and also electrolytic breakdown of the liquid crystal at the electrodes.

Overlying the insulation layer is an activation layer, which has a surface roughness similar to the size of the liquid-crystal molecules, that causes the molecules to line up perpendicularly to the panel when the display is undriven. The layer also acts to speed up the random orientation of the molecules when the display is driven. □

West Germany

Solar cells charge the batteries in table-top cigarette lighters

If two West German companies are right, solar cells may turn up on coffee tables. Rowenta-Werke GmbH and Braun AG, majority-owned by Gillette Co, Boston, Mass., are putting the space-age products into

prototype table-model cigarette lighters and are looking into the possibilities of solar-cell-powered pocket lighters.

Because patents are still pending, neither company is willing to give


all technical details on their new lighters. Rowenta volunteers enough information, though, to give a rough idea on how its units work. Called the Solartronic, its lighter uses four 2-centimeter-square cells mounted on top of the case. There, the cell's bluish color imparts something of a decorative effect.

Capacity. Rowenta says that it manages with only an 8-cm² cell area "thanks to special circuit-design measures". The photocurrent charges a small nickel-cadmium battery with a capacity in excess of 100,000 milliwatt-seconds. The battery supplies the energy for a high-voltage ignition system which ignites the gas.

A full battery lasts for at least 1,500 ignitions. That means the Solartronic can be used to light up an average of 50 cigarettes a day for a full month without the battery having to be recharged by exposing the solar cells to a light source. Since a lighter on a living-room table is exposed to some form of light every now and then, the Solartronic stays charged much longer than that. Lighter operation then depends only on the amount of gas inside.

Wildred Grosch, marketing manager at Rowenta, is convinced that solar-cell-powered lighters are here to stay and that more companies

Light-powered lighter. Solar cell on top of Rowenta unit keeps battery charged.



will follow suit in making them. Braun, which does not yet share Rowenta's optimism, is still cautious on the prospects of solar-cell lighters and wants to see if demand justifies full-scale entry into the market.

Whatever their prospects, solar-cell lighters will be initially a prestige product. Grosch points out that, when they hit the market in September, the least expensive of the company's new lighters will retail for "between 500 and 600 marks, probably closer to 600." At the current exchange rate, the price tag comes to between \$175 and \$210. Braun, which does not yet have any marketing plans, is tight-lipped on price but says they will be high. Both companies believe, however, that prices will come down eventually. They are pinning their hopes on electronic firms being able to supply less-expensive cells. □

Sweden

Paging system would cover nation

Sweden, the fourth largest nation in Europe, is about the size of California, and it's half covered with forests. But no matter where any of the 8 million Swedes happens to be, he will never be out of touch if he's carrying a new pocket pager.

The Swedish telecommunications authority has been given half a green light for a nationwide personal paging system, which engineers here say is unique in the world. The system has been under development and field test for almost four years.

The half green light means that all that's left is to work out a deal with the Swedish Broadcasting Corp. to share their fm bands. Engineers at the telecommunications authority are optimistic that the broadcasting company will be willing to work out a deal—and this will mean that commercial launching of the system could be in 1975.

The system involves providing each pocket-paging receiver with a

special 3-tone-code signal receiver. These tones range from 52–75 kilohertz. When a caller wants to page a person, he uses a ordinary telephone, dials a special code number to get into the automatic-paging transmitter, and then dials the personal page number of the person he is seeking. With each person in Sweden already assigned a personal number for tax and census purposes, he already has a personal number that could be used.

The caller hears a confirmation signal that the paging message has been sent out. Before hanging up, he dials his own phone number, which is recorded. When the person being paged hears the beep on his pocket receiver, he telephones to a central exchange. The number of the caller is given to him automatically over a voice device that has transformed the telephone number into a vocal message.

Today, the Swedish Broadcasting Corp. has three programs broadcast on the fm band. Program 1 is educational shows and news, 2 is classic music, and 3 is light music. Broadcasting in stereo is done on a test basis on program 2. Since fm transmitters now cover the nation, this means that the telecommunications authority would be able to use these transmitters for broadcasting the paging tones.

Seeker. One nuance that the engineers would work into production receivers would be automatic transmission-seeking, a capability which would tune the receiver to the most powerful transmitter.

By using high-speed transmission, engineers figure that the present fm network (using 87–100 megahertz) could handle up to 400,000 customers—and they certainly don't expect this kind of business. However, they plan on a first production run of 5,000 receivers, which the authority would market and lease, just to get the ball rolling. After that, any manufacturer could offer pocket pagers, which the authority estimates would be able to be sold for between \$100 and \$200. Users would pay a regular fee for the service—which is estimated to run about \$50 for a full year. □

Norplex...your reliable hand for printed circuit boards right on through turn-on time

Just the right laminates to handle your applications. Just the right team to help assure they keep on performing, right on through turn-on time. That's Norplex.

Because reliability is what Norplex is all about. In finest-quality, true-to-specs printed circuit board materials. And in customer service through Norplex representatives who are more than just salesmen. They are laminate specialists who want the job done right . . . your way.

And Norplex can offer you a wide choice of grades, foil thicknesses and sheet sizes . . . the widest in the industry. Plus a research and engineering staff geared to designing laminates with special properties for unusual applications. They're available when you need them.

With plants in both Franklin, Indiana and La Crosse, Wisconsin, Norplex has the answers for all your printed circuit board requirements. Start the Norplex team working for you by calling or writing for our latest literature. Norplex Division, UOP (Universal Oil Products Company), Norplex Drive, La Crosse, Wisconsin 54601. Telephone: 608/784-6070.



Norplex® laminates
by UOP

© 1973 UOP

Circle 58 on reader service card

French avionics producers look abroad . . .

Ambitious armaments and aerospace programs that spawn new technology are noticeably lacking in France these days so the country's avionics producers won't have much in the way of brand-new technology to unveil at the upcoming Paris Air Show. All the same, they'll have some considerable commercial achievements to talk about.

The supersonic Concorde transport and the medium-range, wide-body Airbus projects don't look like they'll turn into major outlets for hardware as once hoped. But French electronics companies are compensating for this setback at home by aggressive marketing around the world. Thomson-CSF, the biggest company in French avionics, did some 1 billion francs (\$220 million) in aerospace business last year. This year the company's general manager, Jean-Pierre Bouyssonnie, expects aerospace sales will climb 15%. About 55% comes from outside France.

Where Thomson-CSF has scored best on the ground is in its export push. Its big order at the moment is a nationwide air-traffic control system for Brazil, a project worth 350 million francs (roughly \$77 million). Thomson-CSF radars also are on tap for U.S. airports. General Dynamics has an FAA contract to build 37 ASR-8 airport radars, developed in France. Texas Instruments has sold 135 sets of instrument-landing system hardware built under license from Thomson-CSF.

. . . but nation's telecommunications makers thrive at home

French telecommunications equipment producers will have full order books through 1974 at least. In an effort to meet a fast-rising demand for telephones, the postal ministry **plans to spend \$2.3 billion next year for telecommunications.** That's a hefty 25% more than the ministry has earmarked for this year. **The goal now, promised by Prime Minister Pierre Messmer during the election campaign this spring, is 12 million lines in service by 1978.** The current five-year economic plan calls for only 9.6 million lines by 1975.

Plasma etches and cleans ICs in Japanese process

Plasma gas ions replace chemical etchants and organic solvents in a new integrated-circuit fabrication process developed by Mitsubishi Electric Corp.—and quietly put into operation in the company's production facilities in the second half of last year. **The company claims the process is superior to the ones it replaces by every yardstick applicable to production.** Yield and uniformity of MOS threshold voltage are improved and finer line widths can be obtained. The number of processing operations and processing time are decreased, and the labor content of processing operations is cut. **What's more, since the gas ions react to form harmless gases and water, the problems of disposal of spent acids and organic solvents can be forgotten.**

The plasma approach can automatically perform masked etching of silicon nitride layers or polycrystalline silicon layers and the removal of photoresist after the etching process is completed. Mitsubishi is now using these processes in the production of LSI chips for calculators, silicon-gate LSI memories, and linear bipolar circuits.

German firm studies "wired nation"

Now that the Wired City has become a household word, a new one, the Wired Nation, is cropping up in European electronic circles. In a study prepared by Siemens AG, communications experts at that company are

proposing a scheme whereby cable television, which has thus far been limited to population centers, would be extended to the whole of West Germany. **To wire up the country—which is about the size of Oregon—the company estimates that \$7-14 billion would be needed.** The Siemens Wired-Nation scheme would be based on a broad-band communications concept in which not only the functions of present-day cable-TV networks would be handled, but also services like viewer participation during program transmissions, question-and-answer educational programs, and various information services. In successive steps of service expansion, remote shopping, conference television, and video-phone transmissions would also be handled.

Surface regrowth improves material for magnetic-bubble use

Scientists at the Philips Research Labs in Eindhoven, the Netherlands, have found a way of **producing a near-perfect bubble material—which is needed for practical memories.** In the new Philips method, the thin magnetic monocrystalline layers needed for high bubble density are grown from a liquid phase on a nonmagnetic monocrystalline substrate, which has previously been subjected to a predipping process. The surface of the treated substrate shows considerably fewer crystal imperfections than bubble materials produced thus far. This, in turn, enhances bubble displacement in the magnetic layers on the substrate.

In conventional bubble materials, imperfections in the crystal structure at or near the substrate surface greatly impede bubble displacement. In the Philips method, **faults in crystal structure are minimized by first dipping the substrate in a bath containing the substrate constituents and heated to a temperature at which a thin layer of the substrate dissolves.** Next, the temperature of the bath is allowed to drop slightly. This causes a new and more nearly perfect layer of substrate material to form on the substrate surface. Finally, the magnetic layer, from 3 to 5 micrometers thick, is epitaxially grown.

Activity surges in green LEDs

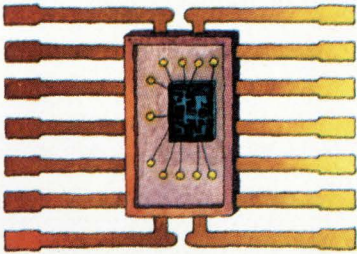
Look for an upswing in sales of light-emitting diodes in coming months. Following Siemens new production line [*Electronics*, May 10, p. 56], **Ferranti Ltd. has halved prices for its gallium-phosphide green-emitting dice to 15 cents each** in quantities of 100,000, or about 20% more than similar red gallium-arsenide-phosphide dice. Similarly, a new line in small green monolithic seven-segment numerics is priced at \$1.50 each for 100,000, not much more than comparable red numerics. **And Monsanto is making proportionately similar cuts on its reflective-mode green numerics,** which aren't as bright as monolithics.

Addenda

Motorola has received advanced notice of permission from the Japanese government to form a 50-50 joint venture with Alps Electric Co. Ltd. to produce semiconductors in Japan. . . . West Germany's Grundig AG is readying the country's first portable color-TV set. The unit, which will debut at the International Radio Show in West Berlin this August. Since no German—or European—component houses are yet producing picture tubes for color portables, Grundig had to turn to a Japanese supplier, Tokyo Shibaura Electric Co., and its shadow mask tube with vertical slots and three in-line electron guns.

GREATEST YIELD IN THE ELECTRICAL FIELD

ALLEGHENY LUDLUM STEEL GIVES YOU MORE FOR YOUR MONEY



Critical demands for leadframes in semiconductors are more than satisfied by Allegheny Ludlum. Our product range and consistently high quality fill numerous needs.





Wider strip? In widths up to 25 inches, our electrical alloy strip yields more good parts faster to cut costs. Sheet? Plate? Bar? Get the best . . . for laminations and shavings.

Motors. Transformers. Generators. Relays. Solenoids. Vibrators. Cores. Check our Sealmet alloys. Or Ohmaloy. Mumetal. Moly Permalloy, etc.: all products of strict A-L quality control . . . from computerized melting to final shipment . . . for consistently superior characteristics.



We can earn your seal of approval . . . with special steels for glass-to-metal seals: AL 42 and 4750. Sealmet 1 and 4. AL 430Ti. And others. All meet tightest tolerance requirements . . . for sealed-beam headlights, fluorescent lights, electronic tubes.

A pioneer in developing magnetic shielding materials, we stock Mumetal and Moly Permalloy for prompt delivery. Our Research Center, most elaborate in stainless and specialty alloys, helps solve special shielding problems.



For more on how America's leading producer of stainless and specialty alloys can help you in the electrical field, write: Allegheny Ludlum Steel, Dept. 331, Oliver Building, Pittsburgh, Pa. 15222.



Allegheny Ludlum Steel
Division of Allegheny Ludlum Industries


Solid State vs.

**Your
Guardian Angel
puts it
all together!**

Control confusion? Contact Guardian. Perhaps the solution will be a solid state device. Or, an electromechanical relay. Or, a money-saving assembly combining both! Our vast experience in solid state, hybrid and electromechanical devices assures you the most effective possible solution.

**Choose the one best
solution to your control
design problems:**

- Solid State
- Hybrid
- Electromechanical
- All of the above
- None of the above
- Ask your Guardian Angel!



Hybrid vs. Electromechanical?

1 CUSTOM CONTROL PACKAGES for sequential switching at precise intervals. In most cases, numerous standard Guardian solid state devices could do the job. But, to lower total cost, Guardian can combine electromechanical and solid state into a single package. The result? Unique solutions to specific control problems demanding adjustable time delay, priority logic, voltage sensing, circuit isolation, or virtually *any* switching problem your system might demand.

2 CUSTOM SOLID STATE CONTROL PACKAGES that put a dozen functions ranging from temperature sensing to time delay and voltage regulation in a single, miniaturized, low-cost module.

3 SOLID STATE RELAYS that perform the function of electromechanical relays with total isolation between control circuit and switching output. Standard designs for most applications—custom designs at near-standard prices!

4 SOLID STATE TIME DELAYS in just about any size, shape, form or delay range your application can demand. Need 30 minute delay? Guardian's got it. A 25 millisecond delay? We've got that, too. And they're yours right-off-the-shelf or in custom designs.


5 HYBRID TIME DELAYS AND RELAYS for low-cost, dependable solutions to perplexing design problems. At Guardian they're yours in standard and custom designs.

6 SOLID STATE VOLTAGE SENSORS that protect other controls and motors from the damaging effects of under-voltage or phase loss during power outages and "brown outs."

7 ELECTRONIC "ZERO CROSSOVER" SWITCHES that form an electrical "cushion" between signal input and load power by switching at $0.0VAC \pm 10V$.




COMPLETE APPLICATION DATA IS IN THESE TWO FREE CATALOGS.



GUARDIAN®

GUARDIAN ELECTRIC MANUFACTURING CO. • 1550 W. Carroll Ave. • Chicago, Illinois 60607

Circle 63 on reader service card





Capacitors and resistors for home entertainment c

At MEPCO/ELECTRA, we've got 'em all. We can supply passive components to almost any military or industrial specification or for the less critical high-volume application. ER...it's here. Commercial/industrial... here too.

Delivery? In quantity, fast. From a shelf inventory of

better than 50,000,000 pieces. Standard components from 10 worldwide plant locations.

Complete? Everything from ceramic and electrolytic capacitors to metal and carbon film resistors. From carbon and cermet trimmers to DIP networks, hybrid microcircuits and thermistors.



erospace, all in our bag!

**Talk to the man from
MEPCO/ELECTRA**

Our point is this... if you need high production or short runs for EDP, instrumentation, communications, entertainment or military application check with us. We'll pay. The best buys are in our bag.


MEPCO/ELECTRA, INC.
A NORTH AMERICAN PHILIPS COMPANY

FACTORY LOCATIONS:
Columbia Road, Morristown, New Jersey 07960,
11468 Sorrento Valley Road, San Diego, California 92121,
P.O. Box 760, Mineral Wells, Texas 76067.

Sold through North American Philips Electronic Component Corporation

Circle 65 on reader service card

**For years,
people thought
Teletype[®]
machines only
talked to
themselves.**



Ever since the information explosion and solid-state technology, our machines have been running in a very fast crowd.

With computers.

In fact, Teletype equipment is compatible with practically every computer-based communications system. For proof, you don't have to look any further than our product line.

We built the model 33 to offer economy and reliability. For an economical wide-platen terminal, look at our new model 38. If you need heavy-duty operation, we make the model 35. And for the utmost in flexibility and vocabulary, check out our model 37.

Teletype's keyboard terminals operate at standard speeds. But if your speed requirements are greater, all our terminals are compatible with the 2400 wpm Teletype 4210 mag tape unit. We

also manufacture a series of paper tape senders and receivers with speeds up to 2400 wpm.

When you look into our product line-up, you'll find we're very big on flexibility. In assembled ASR, KSR and RO terminals. Or in individual components—printers, keyboards, readers and punches.

Take interface options. We offer three. Built-in modems, current interfaces and EIA Standard R-232-C interfaces.

We offer platen widths that range all the way up to 15 inches.

And optional character sets. Like Greek letters, algebraic and chemical symbols, as well as other graphics for charts and molecular structures.

We also cover error detection and station control with a complete group of solid-state accessories.

We're big on economy, too. Because on a price/performance basis, you won't find a better buy than Teletype equipment.

And we didn't forget service. Our applications engineers will work with you to make sure what you get is exactly what you need. And after the sale, we'll set up a maintenance program for you. Or, if you prefer, we'll train your people in the proper maintenance procedures.

It takes more than manufacturing facilities to build the machines Teletype Corporation offers. It also takes commitment. From people who think service is as important as sales. In terminals for computers and point-to-point communications.

That's why we invented a new name for who we are and what we make. The computerca-tions people.



For more information about any Teletype product, write or call **TERMINAL CENTRAL**: Teletype Corporation, Dept. 53F, 5555 Touhy Avenue, Skokie, Illinois 60076. Phone 312/982-2500

Teletype is a trademark registered in the United States Patent Office.



Think Twice:

When is a portable really portable?

HP's 1700 Series Portable Scopes Always Are...

They're tough go-anywhere scopes: weatherproof, dustproof, completely self-contained. Not the kind of "portable" that's gently moved from bench to bench, trailing a power cord. With a 1700 Series scope you don't worry about the rain. Or the rough ride. Or whether, when you get there, you'll find ac or dc power—or no line power.

An HP portable gives you features you'd expect only in a big lab scope. Like a large, bright CRT that lets you see even difficult signals in high ambient lighting, ECL trigger circuits and a trigger hold-off control, and sweep linearity over the full 10 divisions of horizontal display—ideal for maximum resolution in making those critical timing measurements.

But that's just the beginning. Then the 1700 Series allows you to pick the specific features you need for your field service application: conventional or variable-persistence storage CRT; bandwidths of 35, 75, or 150 MHz; sweep speeds as fast as 2 ns/div; delayed or non-delayed sweep; selectable input impedance; bright-scan viewing mode; and a built-in rechargeable bat-

tery pack for complete measurement independence.

And we're just as proud of the things you don't get with a 1700 Series portable. No heat sinks. No fans. No ventilation holes to let in dust and moisture. That's because our circuits are designed for very low power consumption—and for long, trouble-free operation. And there's no challenge in servicing our portables. In fact, you can completely recalibrate some models in an hour or less, even if all the internal adjustments are misaligned. It's not very sporting, but this ease of servicing quickly adds up to impressive savings.

So before you choose a scope, check your requirements. Then think twice about costs and benefits. Remember, Hewlett-Packard portables let you make any measurement you need—and they cost from \$100 to \$250 less than comparable scopes. These 1700 Series portables are priced from \$1475 to \$2300 for non-storage models and from \$2375 to \$2725 for models with variable-persistence storage. For help in choosing the HP portable that's best for you, send for a free copy of our "No-Nonsense Guide to Oscilloscope Selection." Or contact your local HP field engineer. Hewlett-Packard, Palo Alto, California 94304. In Japan:

Yokogawa—Hewlett-Packard, 1-59-1, Yoyogi, Shibuya-Ku, Tokyo 151, Japan. In Europe: HPSA, P.O. Box 85, CH-1217 Meyrin 2, Geneva, Switzerland.




**Scopes Are Changing;
Think Twice.**

083/1

HEWLETT  PACKARD

OSCILLOSCOPE SYSTEMS

The T317 Incoming-Inspection Department



Our new T317 tests transistors, diodes, SCRs, FETs, zeners, triacs, and arrays.

It can multiplex up to three different jobs simultaneously, and it interfaces to handlers and probers.

It stores programs by built-in semiconductor memory or by a magnetic card programmer.

It is powerful enough for production-line testing, but is priced low enough for incoming inspection.

Learn more. Get a fact-filled brochure by writing: Teradyne, 183 Essex St., Boston, Mass. 02111. In Europe, Teradyne Europe S.A., 11 bis, rue Roquépine, 75 Paris 8^e, France.

TERADYNE

Chicago (312) 298-8610 / Dallas (214) 231-5384 / New England (617) 245-5340 / New York (201) 871-4052 / Sunnyvale (408) 732-8770
London (093-28) 61111 / Paris 265 72 62 / Rome 59 47 62 / Munich (0811) 33 50 61 / Tokyo (03) 263-9358

Probing the news

Analysis of technology and business developments

IC makers are betting on C-MOS

They expect it to replace TTL as the standard logic line, with sales soaring to \$100 million in 1975

by Howard Wolff, Associate Editor

With complementary MOS building muscle as a standard logic technology, integrated-circuit makers are getting their production lines ready for a plunge into the market. And that market is a dazzling one: from \$8 million to \$10 million last year, total sales are expected to grow to \$100 million in 1975 [*Electronics*, Jan. 4, p. 77].

Robert Mason, sales manager at Solid State Scientific of Montgomeryville, Pa., sums it up best, saying: "We're obviously not replacing transistor-transistor logic at this stage of the game, but I certainly believe C-MOS eventually will be its successor—except maybe where high speed is needed." Adds RCA's Harry Weisberg, manager of MOS IC product lines: "Standard C-MOS can go beyond TTL's capability, with one C-MOS circuit often equivalent to up to 30 TTL parts."

Pick a number. There are two major C-MOS families. RCA's 4000 series has the advantage of being older and established, with a choice of second sources. National Semiconductor's 54C/74C has the advantage of being pin-to-pin compatible with TTL; however, its only second source at present is in Japan. As a result, more companies are putting their money on the 4000 parts [see "Choosing sides,"].

However, National says it's sailing along. Robert Bennett, C-MOS marketing manager, claims that sales have doubled every four weeks since 74C was introduced last August and now surpass National's sales of 4000 types. The company started second-sourcing the 4000s last June to "support our diffusion furnaces" while the 74C line was developed.

But whichever family dominates, everyone agrees that C-MOS is the standard logic of the future. RCA's Weisberg expects it to break in at two main points in the market. One is where TTL is already used but where designers are interested in the improved noise immunity and

stingier power consumption of C-MOS. Here RCA sees increasing application of C-MOS in industrial and numerical-control circuits, point-of-sale equipment, line printers, peripherals, and medical electronics.

The other market is where p-channel MOS circuits, mostly cus-

Choosing sides

More and more IC manufacturers eager to get into the standard C-MOS logic business are choosing the older, established RCA 4000 family with its wide choice of parts over the 54C/74C line introduced nine months ago by National Semiconductor.

Fairchild Semiconductor, which expects to be in production by the end of the year, will go initially with 4000 parts because of their popularity. It might also second-source some Motorola proprietary parts, besides building some of its own. There has been no decision yet on whether Fairchild eventually will also second-source 74C.

Texas Instruments has said it is planning some 4000 parts—including a high-reliability 4000A line in a ceramic dual in-line package [*Electronics*, April 12, p. 82]. And one industry observer says that TI will announce 30 parts next month: 19 RCA and 11 Motorola types.

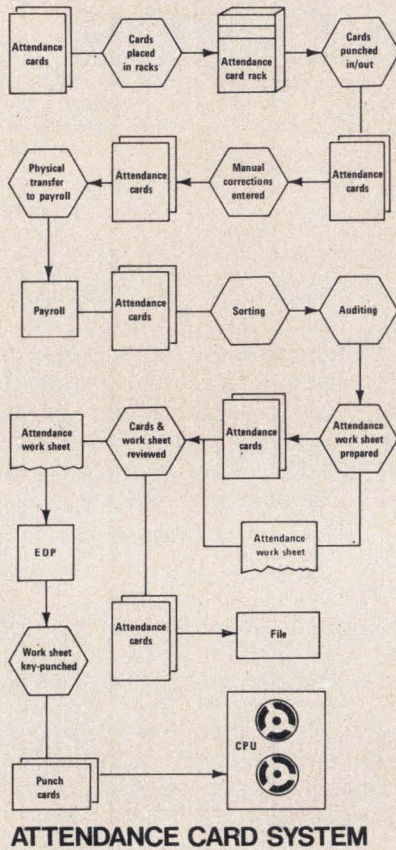
Motorola makes the RCA line, which it calls MCI4000, as well as its proprietary line, MCI4500. John Ekiss, group MOS operation manager, is so certain that his company has taken the right route that he says flatly: "54C MOS is dead." Also in the 4000 camp are Solid State Scientific, Solitron Devices—which had been National's sole domestic second source—Signetics, and General Instrument. Signetics MOS marketing manager Robert Dwyer says 74C was considered because of its compatibility with TTL functions. But 4000 won out since, among other reasons, Dwyer says it's more thoroughly debugged.

However, no one at National is ready to roll out the hearse. C-MOS marketing manager Robert Bennett says that 74C is "coming on so fast" that the bulk of his development support is going to the new line. By the end of this month, he says, National will be second-sourcing 17 RCA designs and prime-sourcing 27 of the 74C designs. About 20 more 74C parts, including a 256-bit tri-state random-access memory, a four-bit adder, and other complex devices, are on the "future" list, compared with only two 4000-series designs. Among the characteristics of 74C that make National so optimistic:

- The same logic configurations as standard TTL, making it unnecessary for designers already familiar with bipolar logic to learn how to design with C-MOS.
- Higher speed, current drive, and noise immunity. National says the first two are a 50% improvement over the 4000 series, and specifies noise immunity in volts similar to TTL specs.
- Better compatibility with bipolar logic and more consistent output-current specs than the 4000 series.

This is a productivity problem.

This is what we're doing about it.



Increased productivity is an important national priority. It can mean the difference between a higher standard of living and the status quo. It can help stem runaway inflation too.

Use of Panasonic Data Entry Terminals in payroll time recording systems is just one example of how productivity can be increased. Workers carrying identification badges insert them into a Data Entry Terminal when arriving or departing work. In each case, the worker's identity and the time of punch is instantaneously recorded in the CPU. Time cards, the extensive work of converting them to punched Hollerith cards for computer use, and the resultant errors, are entirely eliminated.

Panasonic's Data Entry Termi-

nal is the device that can make source-data acquisition a *practicality* almost anywhere. It combines a unique optical card reader with advanced C-MOS ICs to read punched cards or badges in the stationary condition. So it's remarkably lightweight, compact, reliable, and competitively priced. Because it's manufactured in a variety of specifications and options, Panasonic's Data Entry Terminal lets you buy just the amount of data handling capability you need. What's more, it's designed to interface with most multiplexers or CPUs with no need for a special polling device or a controller. It has the flexibility to adapt to most user-designed systems.

Panasonic's Data Entry Terminal. One of the more than 30,000

systems and components we manufacture. Including one you may be in the market for.

Or perhaps you need something we aren't presently manufacturing. No problem. More than likely we have the capability to conceive, design, and manufacture it. With the speed, efficiency, and quality you expect from a world-leading electronics manufacturer. In fact, we may even be working on a new idea or introducing a re-designed system or component that fits your particular specs right now.

Panasonic prides itself in its ability to engineer virtually any system or component you happen to be in the market for. To your exact specifications. We'd like to help you. Call us. (212) 973-8216.

Probing the news

tom, have held sway. Now engineers find they can rely on a standard logic family, accomplishing medium- and even large-scale integrated functions with TTL compatibility and lower power dissipation.

Another important area, says Weisberg, involves equipment that wouldn't have been feasible with either TTL or p-channel MOS technologies. This includes such items as pocket paging systems using digital C-MOS addressing circuitry, satellite and airborne computers, and telephone dial-tone generators and coin changers.

New standard. At Motorola Semiconductor, which second-sources 4000 and also builds proprietary parts, MOS development and planning manager Ronald Komatz expects C-MOS to replace TTL. "On new designs, I think C-MOS will become standard. Where it can't be used because it's not fast enough, users will go 74S [Schottky] or ECL," he said. C-MOS is about 5 megahertz at 5 volts, 10 MHz at 10 to 15 V. Standard TTL is 25 MHz at 5 V.

Komatz thinks the TTL shortage may have helped accelerate early redesigns to C-MOS from TTL, "but now they can't get C-MOS either." He says Motorola's production has doubled since the first of the year, "but orders have tripled." Komatz concedes that backlogs are building, with wafer fabrication the real crunch.

One of RCA's first C-MOS second sources, Solid State Scientific, put together a pair of \$1 million-plus deals earlier this year. The rapidly growing company signed contracts with the Philco-Ford division of the Ford Motor Co. and the Chrysler Corp. for custom C-MOS circuits for auto seat-belt interlock systems.

As for standard logic, sales manager Mason believes that there will be no problem with designers learning a new set of logic rules. If they've used TTL they're accustomed to a system concept of gates, flip-flops, MSI, and building blocks, he says, and "even though the logic family may be different, conceptually it's the same."

This year will be a dramatic one for C-MOS, he continues. "It will be

the first year of real production." He estimates that C-MOS sales should hit \$35 million by the end of the year.

Solid State Scientific has been increasing production facilities "dramatically" since last fall, according to Mason. But sales are booming to such an extent that "the faster we go, the behinder we get," Mason says, paraphrasing an old saying from the nearby Pennsylvania Dutch country.

Cheers. "We're very excited about the C-MOS market," declares William Maxwell, digital products marketing manager at the Harris Semiconductor division of Harris Intertype Corp., Melbourne, Fla. By the end of 1973, Harris plans to have 39 circuits on the market, up from 15 so far. "60% of them will be 4000-series parts, while only a few will be Motorola types," Maxwell says. The rest will be proprietary designs, relying on a dielectric isolation process that results in a circuit roughly two to three times as fast as the 4000 series and with quiescent power dissipation an order of magnitude lower. Right now, commercial units with temperature ranges of from -40° to $+85^{\circ}$ C sell at a premium of 25% to 30% over conventional 4000-series units. However, the full-temperature-range devices are competitive.

Maxwell says that improvement in yields, which Harris is already seeing as production builds up, and the introduction of a plastic package

(to go with the ceramic dual in-line packages) should bring this price premium down to only about 10%.

Like its fellow IC makers, Solitron Devices Inc. in San Diego, Calif., is betting heavily on C-MOS. The company has 32 of the 4000 parts, with 13 to be added by June. It also has three proprietary parts, with two more due next month. And while Solitron is second-sourcing only RCA, after dropping its 74C parts [*Electronics*, May 10, p. 25], MOS applications engineer James Everett says that it is also interested in Motorola's seven-segment driver with bipolar output.

Going east. Back on the East Coast, General Instrument Corp. also has its eye on the end of the C-MOS rainbow. One of the product marketing managers in the company's Semiconductor Components division in Hicksville, N.Y., says it will announce eight 4000-type products by the end of the year, with the first—a quad bilateral switch—to be available this month.

As C-MOS invades more and more of what is now TTL territory, production facilities are showing the strain. Solid State Scientific has already increased capacity; Motorola is building a new plant in Austin, Texas, dedicated to MOS. And demand in Europe has been so heavy that Motorola has decided to begin making C-MOS in Scotland. □

Reporting for this article was provided by George Sideris in San Francisco, Paul Franson in Los Angeles, and Alfred Rosenblatt in New York.

The difference

All complementary-MOS logic families are based on the inverter concept of circuit functions. The circuits consist of two types of MOS enhancement-mode transistors—a p-MOS type and an n-MOS type—in various parallel and series combinations on a single chip. The 74C logic family from National Semiconductor differs from the basic 4000 family because its pin arrangements are identical with those of standard bipolar logic (TTL, low-power TTL, DTL, and so on), so in some cases it can be used as a direct pin-for-pin replacement in standard logic configurations. This is not true of the other C-MOS types, which have been uniquely partitioned to be used specifically for C-MOS applications.

The compatibility of 74C with standard bipolar logic circuits is one of its strongest selling points. National says that the 74C series can be driven directly from TTL, low-power TTL, and DTL over the commercial temperature range without external pull-up resistors, but the 4000 series cannot be driven directly by bipolar logic because that family does not guarantee a direct interface with no pull-up resistors. As for the other question, whether 74C can drive bipolar logic, the answer in many cases is "yes"—but is also more complicated.—**Laurence Altman**

Commercial electronics

Hotels like what they see in pay TV

1973 shapes up as boom year for private delivery systems enabling guests to watch first-run movies in their rooms

by Alfred Rosenblatt, New York bureau manager

The average audience is not likely to be as numerous or as husky as the 22 football players who crowded into a single Atlanta hotel room one Friday night last fall to see the movie "Deliverance." In town for a big college football game, the players were viewing the first-run show over a pay television system that had just been installed at the Regency Hyatt House by Trans-World Communications division of Columbia Pictures Industries Inc. The charge: a flat \$3 for "unlocking" the room's TV set so the movie could be seen, or little less than 14 cents per footballer.

Most often, the personal economics will not be this attractive. But for travelers finding themselves in strange cities with little to do, pay TV systems may prove to be a cheap and convenient entertainment boon—so much so that 1973 is shaping up as a boom year in the number of pay systems installed in hotels and motels across the country.

Trans-World's Tele/Theatre movie system, for instance, in the past 15 months has gone into 29,210 hotel rooms in 27 hotels in seven cities. The company expects this figure to double by the end of the year. Another company in the field, Computer Television Inc.'s Computer Cinema division, New York, reports it has just signed on with the Hilton Hotel chain with a potential 40,000 rooms across the country. Players Cinema Systems Inc., Englewood Cliffs, N.J., boasts some 14,500 hotel rooms with more "signing up like crazy," according to a company spokesman.

And a newcomer to the field, Telebeam Corp., has signed on the Americana Hotel in New York.

The designs of the various systems differ markedly. In any given city, Trans-World may distribute its programs—sport and theatrical events as well as movies may be offered—from a central studio to its hotel clients over specially installed coaxial cables. Or, with the FCC approval it has received in at least four cities, it may beam the signal from the studio to the hotels over a private microwave link.

Riding a LED. Telebeam, however, since the installation of either a coax or microwave link is expensive, encodes its programs on the beam from a 20-milliwatt light-emitting diode, and then transmits them to a receiver at the hotel. From one location, then, the company can transmit to any hotel within a range of a half mile. Eschewing a distribution net from a central studio is Players Cinema Systems. It actually sets up video tape players with program tapes in each hotel subscribing to its service.

Other elements in the pay TV system include the central control station in a hotel through which the room units can be unlocked to unscramble the picture for a paying guest, plus maybe a control unit in a hotel room for selecting one of several pay TV channels.

The central control station, often directed by a minicomputer, is used to keep track of the programs ordered by guests so that they can be billed later. It usually distributes the programs to the individual rooms over the master antenna network that is already installed.

Computer Cinema, however, does not believe the master antenna systems are generally in good enough shape to provide a suitable signal

for a customer paying for a program. This company, therefore, installs its own coaxial network in the hotel, connecting each room to a "switching nest" that may pick up all the rooms on a floor, or all the rooms in a vertical line through the building.

The switch itself, specially built for the company by Data Architects Inc., Waltham, Mass., is "one of the most sophisticated rf switching units in the business," says executive vice president Paul von Schreiber. The company's three pay channels are transmitted in a 50- to 100-megahertz band. The fact that, instead of an elaborate control unit, only a very simple switch is needed in the hotel room at the TV set compensates somewhat for the expense of wiring the hotel with the dedicated coax. Von Schreiber estimates he can fit up a hotel for about \$100 per room, plus the cost of the studio origination equipment. Others find the costs as high as \$150 per room.

Most of the systems, however, do not have any provision in the individual rooms for ordering a program. Rather, the guest is expected to telephone down to the control station and request the program he wants to see. An operator at the station then switches the program to the room.

Payment plans. Most of the systems, too, operate with the customer paying a flat rate—\$3 is a usual figure—for each program he wants. Others, such as Players Cinema Systems II, are "subscription" services in which the hotel pays the fees and the guests can then see whatever programs are being sent into the system. Critics of this system assert that the payments to motion picture

producers would not be attractive enough for them to furnish popular, first-run motion pictures. This is because they would receive a flat rate rather than a payment based on the number of viewers.

Players Cinema also has another pay-as-you see system that does not employ a scrambled picture which must be decoded. Rather, a hotel guest will receive a clear, unimpeded picture. But his viewing is monitored by a central station in the hotel. If he's tuned into the program for, say, longer than 10 minutes, he's billed.

Two-way control. Perhaps the most sophisticated system in terms of the number of services offered is Telebeam's. It provides five channels of pay TV, relying on an interactive, two-way control unit in the room that allows a guest to do such things as dial up various information services, such as restaurant menus or airline and train schedules, or keep track of whether the door to the room is opened without authorization. Both Trans-World and Computer Cinema, among others, are also developing similar expanded services around their pay TV system. The latter company plans to upgrade one of its Hilton hotel systems to a two-way system by next summer.

In the Telebeam system, the information is displayed on the TV set using a frame grabber device manufactured by Systems Resources Corp., Plainview, N.Y. [*Electronics*, March 17, 1972, p. 30]. In addition, Telebeam provides a terminal, to be deployed beside the hotel's various point-of-sale terminals, that immediately bills a guest when he

presents a check at, for example, a hotel coffee shop or restaurant. Employing a 7-inch TV set, the terminal displays the guest's original registration card with his signature; it's designed to eliminate the "charges after departures" that are the bane of the hotel manager. Telebeam also has a room-status terminal for the front desk that keeps track of rooms as they are sold, vacated, or cleaned by the maids.

But the security provision should be of greatest interest to hotel keepers. In this mode, the central computer station can monitor through the hotel's master antenna system as many as 2,000 doors per second. An unauthorized entrance made, for example, without the proper key, or when a room guest has checked out, immediately triggers an alarm.

As the pay TV systems prove successful in hotels they will undoubtedly be applied to large apartment houses and hospitals, as well as being introduced to already installed community-antenna TV systems. In fact, this latter type of system is already operating in many parts of the country. For many companies, hotels are a proving ground for their system. "They're simpler systems to do, more controllable, and they can be adjusted more thoroughly," says Marvin Korman of Trans-World. Comments Computer Cinema's von Schreiber: "Hotels are a natural learning environment for both the economics and technology for pay TV." The environment is relatively easy to set up and service, he continues, and "you don't have to worry about upgrading 300 miles of outside cable plant." □

Headquarters. Trans-World's originating studio pipes first-run movies to hotel pay-TV systems. Charge is usually \$3.



PLAYING ON ODD NUMBERED DAYS OF THE MONTH:

CHANNEL A

PARAMOUNT PICTURES

Lady Sings The Blues

DIANA ROSS • BILLY DEE WILLIAMS
RICHARD PRYOR
Starting times: 8, 10:15, 12:30, 2:45, 5, 7:15, 9:30, 11:45, 2, 4:15.

CHANNEL B

WARNER BROS.

tele/theatre®

Each movie: \$3.00 per day—shown without commercial interruptions

See these current movies on your room TV!

For free previews: TV set to Channel 6

Computers

Moscow strides into the marketplace

Westerners at first showing of the East Bloc's Unified System agree it will be strong competitor, even as they press sales efforts

by Axel Krause, World News

The Soviet Union's four-year effort to make the Comecon nations a force in the European computer marketplace has been successful. That's the virtually unanimous conclusion of Western computer experts who traveled to Moscow this month for their first look at the line of computers, software, and peripherals produced by the Soviet-led Eastern European bloc. However, even though they were impressed by the display, the Western marketers have no intention of easing up on their Eastern Europe sales efforts.

The series, formerly RJAD but now officially called ES (from the Russian for Unified System) [*Electronics*, Sept. 25, 1972, p.72] is on display until June 10 in Moscow. It demonstrates that "concretely, [the Soviets] now will be able to handle all their routine, commercial data-

processing needs on their own," said a senior marketing executive of Britain's International Computers Ltd. after an inspection tour of the exhibit. And, as though to underscore that, a top Soviet computer official, pointing toward the equipment—ranging from the small, Hungarian-made ES-1010 to the powerful, Soviet-made ES-1050—flatly declared: "What you see here either is being mass-produced already, or will be by the end of 1973."

Consequences. While Western computer experts questioned how fast or in what quantities the series actually would be manufactured and installed, Soviet officials provided a glimpse into some of the inner workings and implications of the joint project, which initially included the Soviet Union, Bulgaria, Czechoslovakia, East Germany,

Hungary, and Poland. Soviet officials disclosed:

■ An ES-series intergovernmental coordinating agency will be in charge of all future development and design work. Moreover, the agency will, for the first time, include Rumania, which had decided to stay out of the ES effort but from now on will participate in all future work, including design and possibly software development. "Eventually, we hope to go beyond the ES-1060," said a Soviet official, referring to the most powerful computer in the series, which is still under development by the Soviet Union. The 1060 will be a 2,048,000-byte machine.

Experience, knowhow, and equipment from Western computer firms will be welcomed in complementing the ES-series development.

■ Soviet planners have no serious ambitions now to export substantial amounts of equipment from the present ES series.

Western computer experts viewed the developments with mixed feelings. A seasoned executive of a U.S. electronics firm, with long experience in East European countries, said that "as with others in this league, our technology is so far advanced that we aren't worried in the slightest—but some large computer firms should be." As the executive sees it, the market for computers in the range of the IBM 360/50 and below will be "gradually squeezed and eventually eliminated."

He predicts that Western computer and electronics companies increasingly will be competing against ES-series equipment as it becomes available. For the immediate future anyway, there should be some consolation for marketers in develop-

Looking it over. Technician at the exhibit of the new ES computer series in Moscow works a terminal scanner under the gaze of a portrait of Soviet party chief Leonid Brezhnev.



What looks like data here could be garbage there. And vice-versa.

If you've ever tried to combine data interchangeability and low cost digital recording you know the problem: data in, but sometimes only garbage out.

So we've come up with a system for cutting costs without cutting corners:

The "Scotch" Brand Data Cartridge and 3M Data Cartridge Drive.

Fully compatible with proposed ANSI Standards for 1/4" cartridge devices, our system records — and retrieves — up to 5.5 million bits of data on each of 1 to 4 tracks. Shuttles bidirectionally at 90 ips. Reads, writes and backspaces at 30 ips. And provides a data transfer rate of 48,000 bps.

You get reel-to-reel performance for about the price of a 0.150" cassette system.

The medium is our own 1/4" "Scotch" Brand Data Cartridge, with its unique endless drive band. A new concept in tape handling, it requires no external tape guidance and external power at only a single point. Tape handling is so gentle, so precise tape can't cinch, spill, stretch or break and cartridge life expectancy is in excess of 5000 passes.

And to ensure data interchangeability, we've developed a drive with the same simplicity and reliability. A single dc motor with a tachometer feedback speed control. Servo control of the start/stop ramps for accurate inter-



record gap lengths. A die cast top plate for exact cartridge positioning. And foolproof, drop-in loading that auto-

matically positions the cartridge in precisely the same position even after thousands of load/unload operations.

In OEM quantities, the basic DCD-3 Data Cartridge Drive — with a single-channel, read-while-write head and servo electronics — is less than \$350. Full-blown evaluation units with data and control electronics in a 4 track, read-while-write configuration are just \$961 and available now.

It's your chance to clean up your data interchange problems. And your costs.

Contact Data Products, 3M Company, 300 S. Lewis Rd., Camarillo, Calif.

93010. Telephone (805) 482-1911. TWX: 910 336-1676.



**We've been there.
And brought the answers back.**

Clean up at NCC Booth #2741.

3M
COMPANY


Tung-Sol® 3 to 500 Amp Power Rectifiers

Tung-Sol rectifiers are conservatively rated to assure the widest possible margin of safety and reliability. Press-fit rectifiers to 44 Amps. Stud-mounted types to 420 Amps. Ratings to 500 Amps in flat-base construction.



Modular Bridge Rectifiers 10 to 35 Amps

Highest surge ratings give designers maximum protection against voltage overloads.




Single Phase

B-50 Series—To 10 Amps DC.
50 to 600 PRV. 300 Amps surge.

B-40 Series—To 15 Amps DC.
50 to 1,000 PRV. 300 Amps surge.

B-10 Series—To 30 Amps DC.
50 to 1,000 PRV. 400 Amps surge.



Three Phase

B-20 Series—To 35 Amps DC.
50 to 1,000 PRV. 400 Amps surge.

WRITE FOR TECHNICAL INFORMATION.
SPECIFY BRIDGES, OR POWER RECTIFIERS.

SILICON PRODUCTS SECTION
WAGNER ELECTRIC CORPORATION

630 West Mt. Pleasant Ave. Livingston, N.J. 07039
TWX: 710-994-4865 PHONE: (201) 992-1100
(212) 732-5426

Trademark TUNG-SOL Reg. U. S. Pat. Off. and
Marcas Registradas

Probing the news

ment gaps noted in the series by Western experts. These include advanced disk systems, memory storage units, communications equipment, and high-speed printers.

IC problems. Soviet and Bulgarian officials, jointly developing the ES-1020 computer—with its 256,000-byte main memory roughly equivalent to an IBM 360/40—admitted to visiting Westerners that they were still encountering difficulties with the production and installation of integrated circuits. Commented a Western computer engineer after seeing the unit, "The kinds of circuitry problems they described were exactly the same as those besetting us six or seven years ago." But he added that they seem to be finding solutions.

While Soviet ambivalence is not making the marketing tasks of companies any easier, there are some clear-cut signs that several leading U.S. computer companies are pressing ahead to expand their business in the Soviet Union. With Washington's continuing embargo on sale of computers above the range of the IBM 360/50, any of these deals that materialize into sales and deliveries would represent breakthroughs.

At the center of things is IBM, which last month signed a contract to supply a large computer system to the Soviet travel company Intourist. It is described by Moscow sources as a 370/155 with enough memory to make it totally unacceptable to Washington under existing embargo rules. Western diplomats in Moscow are convinced, however, that IBM would not have signed the contract unless it had

some strong indication that the Nixon Administration would reverse current restrictive policy. The June 18-26 visit of Soviet party leader Leonid Brezhnev to the U.S. could result in relaxation of the embargo.

If the embargo were lifted, several other pending major computer projects could be consummated, according to Western diplomats in Moscow. These include an estimated \$25 million data-processing system for the \$2 billion heavy-duty truck plant the Russians plan to build on the Kama River, east of Moscow. Though ICL, IBM, and Honeywell-Bull have been mentioned as among those interested, some trade sources in Moscow report that IBM already has signed or is about to sign a contract.

Soviet officials also have requested bids for an estimated \$15 million computer network for Aeroflot, the Soviet airline. But this deal, too, is running up against Washington's embargo, since the equipment involved calls for extensive memory storage capacity.

CDC deal. Control Data Corp. is continuing negotiations with Soviet organizations for a range of projects. Among them is the possible sale of several computers, ranging from the Cyber 70 up to the Cyber 76, as well as cooperation in developing large-scale, advanced, computer-manufacturing potential.

Several U.S. companies are bidding on a Soviet proposal to build a plant specializing in manufacturing disk packs and magnetic tapes. While the investment called for is believed to be in the range of \$10 million, progress was described by Moscow sources as slow, pending approvals by Washington. □

The waiting game

Not only are Western computer and peripheral makers busily knocking at Russian doors, but large components firms, among them Texas Instruments, have been actively canvassing the Soviet market. Again, for what the Soviets want most—the latest, highly sophisticated IC equipment, technology, and knowhow—the embargo remains in force.

"Unless Kissinger, Nixon, and Brezhnev have come to some kind of new understanding on the embargo we don't know about yet, I would say that the chances of anything happening soon are about nil," says a highly knowledgeable U.S. electronics executive. He notes that easing of restrictions on sale of electronic products announced last year has not yet been implemented by U.S. Government agencies. "We are still waiting," he says.

These digital panel meters are changing your thinking about digital panel meters.

They all operate on 5 volts DC. A new class of DPM's.

Most of your electronic systems have lots of digital logic all over the place along with 5 volts of DC to power it. We pioneered a way to use the same 5 volts to power the DPM as well.

The first thing this means is that you don't need a separate power supply just for the DPM. That saves money. It saves space. Less heat is generated. The design becomes simpler and the reliability is improved.

Then, because line-power voltage is kept away from the DPM and its inputs, internally generated noise is virtually eliminated. You get more reliable readings.

Now you can think of a DPM as a component just like any other logic component in your system.

We offer DPM's optimized for economy display applications. Like the AD2001, 3½ digits — \$89*. The AD2002, a \$50* 2½ digit replacement for analog meters.



And the smallest, the AD2010, a 3½ digit LED display DPM with full latched BCD outputs at only \$79*.

Then, for system interfacing requiring exceptionally clean digital outputs, good isolation and high noise immunity, we offer the AD2003, a 3½ digit DPM with differential input, CMR of 80dB and normal mode rejection of 40dB at 60Hz. All for \$93*.

If you need 4½ digits, there's the AD2004 LED display DPM with an optically isolated analog section, and fully floating differential input providing CMR of 120dB at ±300 volts and normal mode rejection of 60dB at 60Hz or 50Hz. This one's \$189*.

BCD outputs on all.

All small.

All given a seven-day burn-in for added reliability.

Our thinking hasn't stopped because yours hasn't either.

And our DPM's give you a lot more to think about.

Analog Devices, Inc., Norwood, Mass. 02062.

*All prices are the 100-piece price.



Call 617-329-4700

for everything you need to know about 5 volt DC powered DPM's.

Companies

Many pennies from heaven

By interpreting satellite data on the earth's natural resources, Earth Satellite Corp. benefits both itself and clients the world over

by William F. Arnold, Aerospace Editor

The Federal Government develops a new technology—and the private sector, in exploiting it, opens up a whole new market. The latest version of that script starts from the NASA-derived technology of electronic remote sensing using meteorological and earth resources satellites and stars a small Washington-based company named Earth Satellite Corp., known as Earthsat.

Earthsat specializes in integrating satellite remote-sensing data and aerial photographs with electronic and computer techniques to produce resource analysis tailored to the special needs of its clients. The result is a growing clientèle among Federal agencies, state and foreign governments, and private companies that need to survey an area or to inventory resources.

What a company like Earthsat offers is the speedy and precise inventory of an area's resources, thanks to satellite sensing and computer-based analysis. For example, Iran, concerned about increasing the amount of protein in its citizens' diet, wants to know the extent of its grazing land so it can plan cattle production. Conventional surveying techniques could take decades, but satellite technology will let Earthsat give the Iranian government an exact inventory of its approximately 100 million hectares of potential grazing land in 120 days.

Jersey, too The uses and users are varied. Besides Iran, Earthsat has contracts with the state of New Jersey to map the wetlands; with the Brazilian government to chart the Amazon River basin; with the state of New York to identify danger zones in strip mining areas as a preliminary to better control of land

use; and with the states of Maryland and Arizona, and the governments of Argentina, Ecuador, Greece, and Venezuela for various land-use inventories.

Applying satellite data to commercial and public needs is successful for a variety of reasons. It responds to an urgent demand for resource planning in a shrinking world. A factor, too, is that the company's president, J. Robert Porter Jr., was chief of NASA's earth resources technology program until he quit four years ago to form Earthsat. His vice president, Arch B. Park, succeeded Porter at NASA until he left last March to join the company.

Whether by performing the surveys itself, by consulting, or by training a client's cadre to perform analysis, Earthsat applies satellite technology to social and economic uses.

Refined ERTS technology gives analysts a lot to work with. A multi-spectral scanner onboard the craft picks up images simultaneously in four spectral bands of green, red and two infrared, stores them, and dumps the pictures digitally as it passes over U.S. receiving stations, explains Charles Sheffield, Earthsat's computer applications manager and president of Image Processing Inc., of which Earthsat is majority owner. Each ERTS picture covers an area 115 miles on a side with a high resolution of 70 meters, he says. Iran can be covered in 107 pictures, of which 42 have to be studied for grazing land and only 10 of those intensively, Parks adds.

Since ERTS passes over the same area many times during its journeys, an agriculturalist, for example, can chart the maturation of a wheat

field or the cancerous growth of corn blight by studying the frequency distributions and changes in the images.

Earthsat's IBM 360/50 computer helps handle the voluminous data. One image from one of the four bands contains 7.6 million eight-bit bytes, each of which corresponds to one grey element in the picture (the computer processes in black and white), explains Sheffield. Each ERTS picture element equals about one acre of land.

But it isn't quite as simple as that, Sheffield goes on. On the data collection side, the ERTS pictures have to be "underpinned" with ground or aircraft surveys to establish reference points. According to Park, however, only a millionth of the sample area is needed, instead of the 10% sampled in other survey methods. On the processing side, Earthsat uses a highly interactive process employing optical, analog, and digital techniques with "the human operator very much in the



loop," Sheffield says. A biologist trained to use the computerized processing can employ his special and sometimes intuitive knowledge to get the most out of the data. This way, "we avoid the problem of trying to encode into the computer what's in a person's head," Sheffield says.

Armed with the computer and equipment such as additive color viewers and a Digicol unit (which translates grey tones into color) made by International Imaging Systems, Mountain View, Calif., Earthsat personnel prefer to work with the unprocessed computer-compatible ERTS tape. The data can be "squeezed" using a variety of picture-enhancing techniques, such as frequency histograms, Fourier transforms, scale changes, and edge enhancement. A current project is development of an automatic crop-classification system, Sheffield says. With the technology it's possible to completely classify an agricultural area by vegetation codes, even before a team goes over to find out what plants go into the classifications, he adds.

Porter had two lean years before Earthsat began to take off. Now, fattened by the New Jersey wetlands survey at \$800,000 and the \$1 million Interior Department contract among others, the company is looking up. Current backlog is more than \$2 million, and assets equal \$1 million plus. □


Earthsat brass. J. Robert Porter Jr. left, is president, and S. Benedict Levin is executive vice president.



Actual scan using RL512 array. Scan rate, 2 MHz; Resolution, 6 mils; 4 bit A/D conversion provides 16 gray levels. Photo is courtesy of Recognition Equipment, Incorporated. (see Note)

ANNOUNCING THE FIRST PAGE READER ON A CHIP

You can read a standard 8½" wide page at 16 mil resolution with only a single RL-512 self-scanned array. With only two of the 512 element devices aligned you can improve resolution to 8 mil on paper and still read at up to 10 MHz scan rates.



The Reticon RL-512 array offers 512 photodiodes on 1 mil centers self-scanned by on chip shift registers and multiplex switches. The device offers high sensitivity, charge storage mode operation, scan rates from 10 KHz to 10 MHz and operation on 15V supply. Optical quality quartz window seals the 18 pin standard ceramic DIP.

Other applications include OCR, facsimile, surveillance, industrial control, size and edge monitoring, laser detection and many others.


This and other devices of 16, 64, 128, 256 elements are available from inventory.

RETICON™

450 E. MIDDLEFIELD ROAD
MOUNTAIN VIEW, CA 94040
(415) 964-6800

Note: The IEEE Std 167a-1971 High Definition Facsimile Test Chart was reproduced by permission of the Institute of Electrical and Electronics Engineers, Inc., 345 East 47th Street, New York, N.Y. 10017.

The Elegant Custom Coils



Inductor coils made with a jeweler's touch. At mass-production prices. Elegant answers to applications that demand exacting performance. Like solenoid control valves. And coils for computer disc drives. With custom bobbins, windings and transfer-mold encapsulation executed under a single roof. So turnaround is fast — even when you want sample or pilot quantities.

Coil winding is automatic. From wire size #10 through #50 including ultra-fine wire. Thermoplastic and thermosetting materials include nylon, fluorocarbon, "Delrin" acetal, "Lexan," silicone phenolic. Or glass-reinforced nylon, epoxy, polyester or DAP. Everything is created

with the elegant craftsmanship you expect from USEC as an EAI company.

USEC

United States Electronics Corporation
275 Warren Street
Lyndhurst, New Jersey 07071
Tel. (201) 438-2400

A Subsidiary of Electronic Associates, Inc.

Probing the news

Medical electronics

'Olli' is taking giant steps

Small Finnish company entered medical market in 1969; to log \$2.5 million in '73 with monitor, lab systems

by Martin Schultz, World News; Arthur Erikson, Managing Editor, International

You don't judge a book by its cover, and you don't judge a company simply by its size. And even by Finnish standards, Ollituote Oy is small. Only some 150 workers report for work each day at the company's modern but modest plant in the wooded outskirts of Helsinki. Nonetheless, Ollituote has compiled a track record many a larger corporation would envy: in 1973, a scant three and a half years after it plunged into medical electronics, the company has a line of hospital hardware that's selling strongly in export markets as well as in Finland.

And largely as a result, Ollituote's sales are spurting. For 1972, the firm logged roughly \$1.65 million in sales, about half in medical and half in "conventional" electronics. This year, Ollituote figures its sales will jump more than 50% to reach \$2.58 million. Some two thirds of sales will come from items like the Olli 3000 automated chemical analyzer, cardioscopes, defibrillators, and arterial pressure meters. The other third will come from Ollituote's former bread-and-butter hardware—warning flashers, electronic controls for electric fences, and subassemblies for elevator controls.

Diagnosis. When Ollituote got into the hospital field, says Harry Timonen, managing director, "there was no domestic production at all. It was all imported." Further, the company realized that Finland has a reservoir of medical technologists eager to cooperate with a Finnish company in the design and domestic production of hospital electronics. And there was adequate electronics

expertise in the country's technical universities.

Ollituote plunged into the world of hospital electronics in 1969 in a joint project with the huge state-run engineering corporation, Valmet Instrument Works. The pair developed a 12-patient coronary-care unit and by 1970 had the first one installed in the hospital at Tampere, Finland's second largest city. Timonen maintains that the Ollituote intensive-care system costs about 20% less than imported systems. To be sure, the Ollituote equipment doesn't provide the diagnostic capacities—not really needed usually, Timonen insists—of most other hardware. But the company has managed to sell several hundred.

This first success in medical electronics obviously made Timonen eager to try again, and he soon had a team looking into operations at several general hospitals. One thing the team found was that hospital labs tended to be overloaded in the morning and that pointed to a market for an automated chemical analyzer. After three years of development work and an outlay of more



than \$500,000, the company had its Olli 3000 system ready. The first went into operation in August 1972, and two others have gone on stream since. During the next couple of years, Ollituote expects to deliver another 10 or so of the \$77,000 systems to Finnish customers.

These estimates back up Timonen's belief that Ollituote is among the first to get onto the market with hardware for automating a wide range of clinical tests. The Olli 3000 can easily handle 1,000 analyses an hour, using up to 20 different wavelengths. The analyses are made by a photometer, and the readout comes from a data processor built around a Data General Nova 1200.

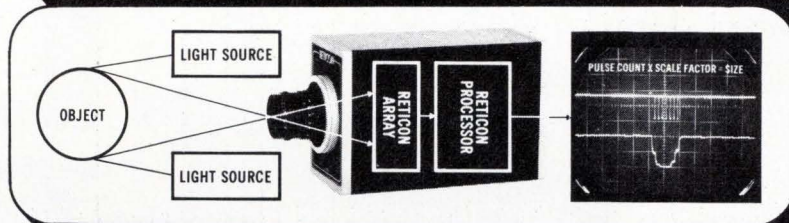
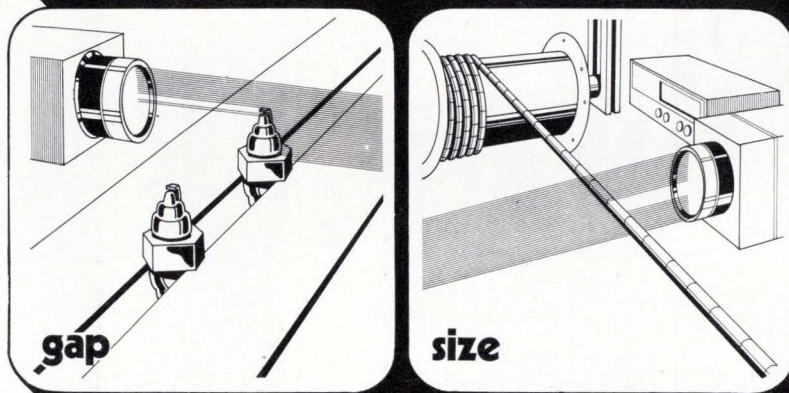
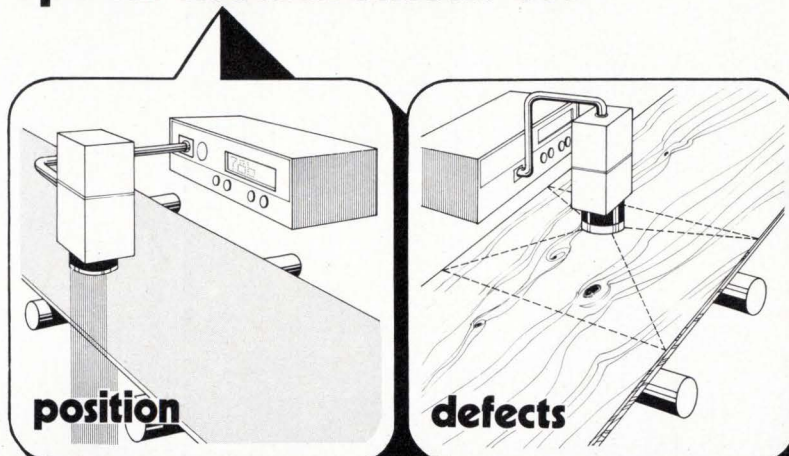
Mass production. Actually, Ollituote's big stride forward has not been in the chemical analysis itself, for the photometer performs no better and no worse than many others now on the market. But Ollituote grouped 24 of them in one block, vastly improving the handling of the blood samples, the identification of sample and patient, and the processing of the photometer results.

When a patient enters the laboratory, an identification tag is made up in binary code and attached to his wrist. Then the blood sample is taken and identified by the code, and the syringe tube is put into the 24-tube carrier. This carrier, after passing under a dispenser that drops test reagent into the tubes, is manually put into the photometer, which has 24 channels. Because the samples are coded, the computer has no problem matching test results with the right patient. (In manual systems, there's always a chance of error here.)

Having drawn blood with its Olli 3000, the Finnish firm plans to expand its operations in hospital electronics. The next product will be a terminal for computer analysis of electrocardiograms. The terminal records patients' EKG, digitizes the records, and then feeds the data to a remote computer. The computer, backed up by a diagnostic specialist, analyzes the EKGs and then sends the results back to the terminal where the doctor can see them. □

Automated tester. Engineer checks out Olli 3000. It can handle 1,000 analyses an hour, using up to 20 different wavelengths.

Reticon announces the first practical solution to optical measurement of:




Reticon Corporation has long been an acknowledged leader in the field of solid state image sensing for optical character recognition (OCR), facsimile and surveillance equipment. They now offer complete electronic camera systems for industrial measurement and inspection applications. Using these cameras with an appropriate lens option, any field of view can be imaged onto a self-scanning linear array of 16 to 512 photodiodes. The diodes are placed on 1 to 16 mil centers with better than 0.01 mil accuracy. Charge storage-mode operation provides high sensitivity at up to 10 MHz scan rates, thus allowing reading or measuring of fast-moving objects.


The Reticon LC 600 camera system is available from inventory. There are 56 salesmen and 14 distributors to serve you worldwide.

450 E. MIDDLEFIELD ROAD
MOUNTAIN VIEW, CA. 94040 • (415) 964-6800


RETICON™




1. Is this circuit a thick film or thin film hybrid?
 Thick Thin




2. Is this hybrid's package designed for a hermetic seal?
 Yes No



3. Has this resistor been abrasive or laser trimmed?
 Abrasive Laser



4. Is this semiconductor chip an integrated circuit or transistor chip?
 IC Transistor



5. Is this passive chip a resistor or capacitor chip?
 Resistor Capacitor

Test your Hybrid IQ:

Eight out of ten people in this business can't get 100% on the Boeing Electronics Hybrid IQ test. That's not surprising. It's a highly technical, complicated science.

If you wound up with five right answers, we'd like to give you special recognition. It's a Hybrid Genius identification card, made of metal and stamped with your name.

But you have to be absolutely honest with us. Did you, or did you not, get all five correct, without peeking? Even though you missed one or two, there's still another chance. Just ask for the Second Chance Hybrid IQ test.

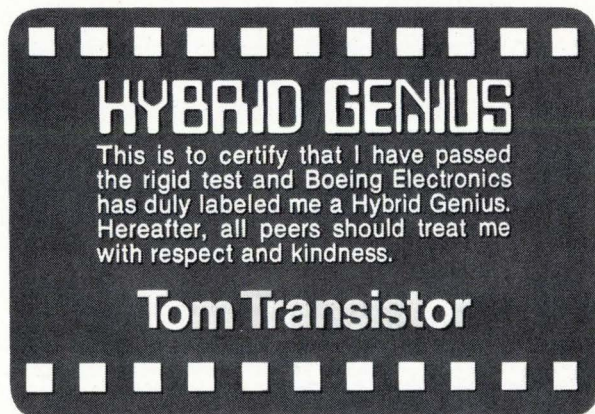
This little examination is our way of letting you know Boeing knows quite a lot about hybrid microcircuits. Each of the circuits shown in the

test was produced by Boeing for very specialized product requirements.

Boeing is especially adept in supplying the right technical support to the equipment designer. Our engineers know how to design with your unique specifications in mind, and how to keep the price in line. But just as important, they know the importance of keeping your job on schedule. In other words, you'll never get lost in the shuffle at Boeing Electronics. We'd like to tell you more about our abilities.

The right answers:


1. **Thin Film.** This is a digital logic circuit being used in a military guidance and control system.
2. **Yes.** This is a 4096 bit random access memory circuit for a digital computer.
3. **Laser.** This hybrid dual current switch circuit handles .4 amps per switch in an airborne computer.
4. **IC.** This 16-channel multiplexer hybrid is used in an aircraft on-board maintenance and test system.
5. **Capacitor.** This circuit is an accelerometer restoring amplifier used with a gyro in a guidance and control system.



P. O. Box 24666
Seattle, Washington 98124



Computer builders get more than a motor from TRW/Globe



TRW/Globe customers can achieve a combination of motorized functions in minimum space while eliminating unnecessary assembly operations and simplifying inventory requirements.

They do it by ordering a Globe functional "package" instead of just a motor. For example, take the items above, produced for three of the leading builders of business machines and computers:

The package on the left drives the printing ball on a serial printer and indexes it horizontally, with a DC motor. A DC tach generator provides feedback to the rest of the system. And a hollow motor shaft permits another shaft from a linear solenoid to index the ball vertically.

At the top is a drive for a banking terminal carriage. Globe's integrally cast heat sink permits the high torque motor to operate reliably without burning up and causing costly downtime.

The third package drives a computer tape reader. Widened poles and spiralled armature slots assure smooth motion even though torque changes constantly. The tach wheel is read by an electric eye for feedback, and Globe supplies the drive hub.

When you can't afford the cost of failure, call or write: TRW/Globe Motors, an Electronic Components Division of TRW Inc., Dayton, Ohio 45404 (513-228-3171).

TRW® GLOBE MOTORS



Communications processors pace growth in data-network traffic

Based on small and medium computers, programable front-end processors, message switchers, remote concentrators, and remote-terminal controllers coordinate communications among many widely dispersed data terminals

by Lyman J. Hardeman, *Communications Editor*

□ The current explosion in central processing of data for widely dispersed terminals has created a tidal wave of demand for equipment to cut down the expenses of data communications. In order to slash the heavy expenses of transmitting data among an ever increasing number of terminals, manufacturers over the past few years have developed a new class of equipment known collectively as communications processors.

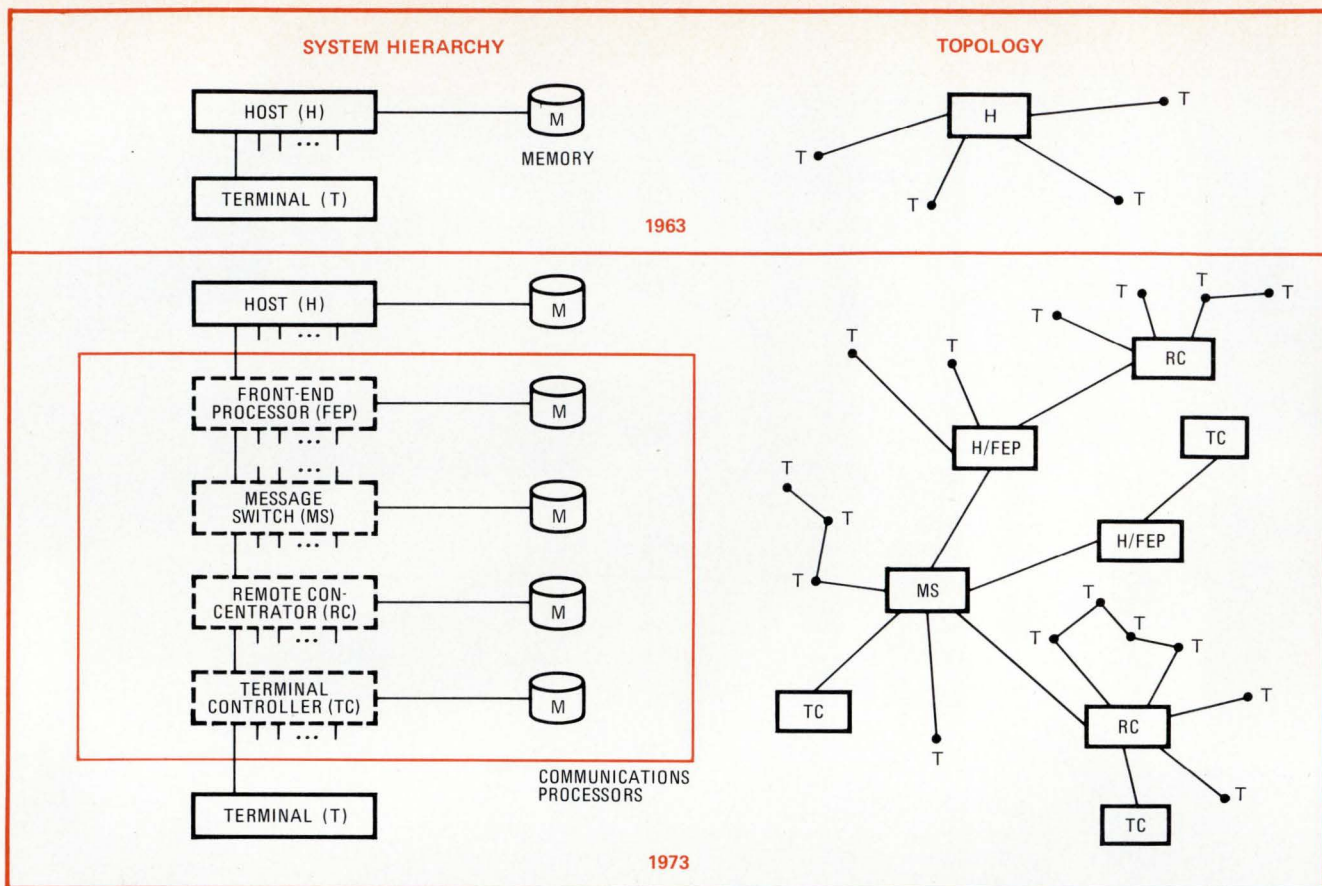
The amount of data transmitted is substantially reduced by partial processing at the terminal sites and at intermediate locations. And the built-in processing power of this equipment also relieves the host computer of the burden of having to perform line-control and other communications functions, thus leaving the host more time and resources for the higher-level informa-

tion processing for which it is designed.

In the span of about 10 years, the market for communications processors has skyrocketed from virtually zero to a present annual level of several hundred million dollars. Sales for communications processors are expected to grow at a rate of approximately 30% per year for the next several years to a volume that has been estimated as high as \$1 billion by 1976. This growth and market size easily places communications processors among the most active segments of both the computer and the communications industries.

Processors classified

It is convenient and instructive to categorize programable communications processors into four classes



1. Teleprocessing added. In the span of only a few years, the exploding demand for connecting data terminals at points remote from the host computer has complicated the requirements of communications networks. To simplify network coordination, several levels of communications processors have been inserted into the network in order to enhance over-all teleprocessing efficiency.

of equipment. These classes, shown in Fig. 1, are:

- Front-end processor, which serves as the communications controller interface between the host computer and the communications network.
- Message switcher, which receives data messages in a distributed communications network, analyzes the messages to determine their proper routing, then forwards them to other points in the network.
- Data concentrator, which receives a number of low-speed transmission lines, multiplexes them, and transmits on one line at a higher data rate.
- Remote-terminal controller, which coordinates a cluster of peripheral units at a location remote from the host computer, and often performs limited local processing.

Functions within each of these classes of communications processors overlap substantially, and a single processor may, in fact, serve multiple functions. A message switcher, for example, while switching messages in and out of a network node, may function as a data concentrator. Similarly, a front-end processor may perform additionally as a message switcher or a local terminal controller.

A detailed description of design trends and system applications for each of the four types of communications processors will be more meaningful if the typical communications-network tasks that must be performed are examined first. These include network control, code and data-speed conversion, buffering for character and

message assembly, error control, compilation of system statistics, message validation, and record keeping.

Network-control functions are usually performed by a front-end processor or a message switcher in conjunction with remote terminals. The communications processor must decide when each terminal is to be connected to the system. Connection is accomplished by a well-defined protocol and signaling procedure called handshaking. Also, the processor must determine priorities for connection of the various peripherals, and set up message queues.

Network control

Line discipline must be established to identify and distinguish between the data itself and the control information that coordinates transmissions within the communications network. Several factors must be considered.

First, unlike peripheral devices local to the host computer, a remote terminal is often not continuously connected to the system. Therefore, means must be provided for a terminal to establish contact with the computer to supply an input message, or conversely, the computer must contact the terminal (via an automatic dialing unit in the dial-up telephone network, for example) prior to transmitting output data.

Also, since several terminals may be attached to a common private or leased line to reduce communications costs, it becomes necessary to provide a proce-


IBM's blessing—at last

IBM entered the communications-processor business in March of last year with the announcement of its model 3705 front-end processor, which coordinates data transmissions between a host computer and as many as 352 voice-grade communications lines. A more recent unit, model 3704, can accommodate a maximum of 32 lines. It is intended for use mainly as a remote data concentrator. The announcement of both models significantly impacted the communications processor field.

Because IBM System/360 and 370 computers represent about 65% of the host computers that either actually or potentially interface with data-communications networks, that company has been the market target of the communications-processor industry. But until last year, IBM's products in data communications consisted of a line of hardwired controllers to interface data-communications lines with the input-output ports of mainframe computers. These controllers, however, depend on the processing powers of the host computers and therefore cannot be classified as stand-alone communications processors.

Thus, IBM's approach to data communications before last year had been to let the host computer handle the communications tasks. In effect, IBM was saying that there was no need to add processing capability external to the host computer. This network philosophy, propagated by the company with the dominant role in data processing, made it difficult for other companies to sell the stand-alone-communications-processor concept to their customers.

IBM's belated endorsement of the need for communications processors, therefore, has generally been considered a blessing by competing equipment vendors. But this IBM blessing, of course, brings with it the formidable competition of the computer giant in the communications-processor field.



cedure to determine which of the terminals is to send or receive data at a given time. On these multipoint lines, the network controller addresses, or polls, each terminal periodically to invite the terminals to send messages.

An alternative to such terminal polling is the interrupt technique, whereby a terminal, without waiting to be polled, transmits data to a communications processor at another network node. Such contention methods eliminate unnecessary polling and system overhead in systems with a large number of normally inactive terminals, but they place stronger demands on the communications processors, which must be designed to be always prepared to accept incoming data.

Code conversion and other tasks

In increasingly complex communications networks, a multitude of "standard" communications codes is used to represent alphanumeric and control characters, ranging from the 5-bit-per-character Baudot code often used by teletypewriter terminals, to the 8-bit-per-character EBCDIC code that has gained wide acceptance for computer-to-computer communications. These codes must be converted to the code used by the host computer.

Similarly, data from terminals is transmitted over communications lines at "standard" rates ranging from 50 baud to more than 9,600 baud, and the processor must be able to accept these different speeds and merge them into a fixed higher speed to the host computer.

As binary data is received by a communications processor, it is assembled into characters, blocks, or complete message texts before being forwarded to the host computer or another network node. Thus, sufficient storage must be provided to buffer these messages for further routing. This message-buffering is one of the most important tasks of the front-end processor or message-switcher. It reduces high-speed-line costs. In addition, message blocks can often be edited to remove unneeded address information. Stripping messages of unneeded characters at the earliest points in a network decreases communications-line requirements and reduces the load on the host computer.

Another important function of the communications processor is that of controlling errors introduced by noise on the communications lines. Although highly sophisticated techniques are available for correcting errors introduced in a one-way communications lines (for-



Message switch. In complex communications networks, the message switch analyzes data messages to determine their proper routing, then forwards them to other points in the network. The medium-size switch shown is based on Honeywell's H-716 minicomputer. Other panels in the rack contain line adapters, automatic calling units, and an interface to the teleprinter control unit.

ward-error correction), practical error-control techniques simply use another channel to request retransmission of characters or messages when errors are detected. In all error-control methods, however, redundant "parity" bits or characters for checking errors are transmitted along with information bits, and the communications processor codes and decodes messages containing such check bits.

The communications processor, with its built-in storage capability, can also keep a running record of all message traffic, including such statistics as the total number of messages processed, number of line errors, overflow information, and lengths of time messages are in queues. These statistics, which can also be used to analyze future communications requirements, can be printed at periodic intervals in the processing cycle.

With this general outline of the tasks that must be performed by the communications-processing system, it is now convenient to look more closely at each of the four classes of processors. Since the front-end processor often serves as the principal node in a network, it will be discussed first.

As communications networks came into being, hard-wired line-controllers (such as IBM models 2701, 2702, and 2703) were provided to interface the computer with the communications system. The problem with hard-wired controllers, however, is that they cannot easily adjust to the almost unending changes in network configura-

tions and terminal types that characterize a large system. Also, a network using the hard-wired line-controller totally depends on the processing ability of the host computer to perform such important communications functions as network control and message-storage.

The programable front-end processor, however, keeps most communications tasks outside of the host computer. This separation of communications-processing from information-processing functions is justified in terms of over-all system cost and efficiency. The host computer, including its associated software, is generally optimized for arithmetic operations at extremely high speeds. Therefore, when communications processing must be handled intermittently and at relatively slow speeds, the effectiveness of the host is decreased.

Without a front-end processor, the large communications-oriented mainframe computer typically dedicates from 15% to over 30% of its time to communications processing. This overhead can be reduced to 1-4% by adding a separate front-end processor. In addition to savings in host processing time, a front-end processor may reduce memory requirements for communications functions in a typical host computer from a level of 24 to 64 kilobytes to only 1 or 2 kilobytes. And there are corresponding decreases in the traffic loading at the host computer's input-output ports.

Line-controller emulators

Even when used as direct plug-for-plug replacements for IBM 270X hard-wired line controllers, mini-computer-based front-end processors generally offer as much as 30% lower equipment costs than the line controllers they replace. While such line-control emulators do not remove the communications-processing functions from the host, they can be installed without its being necessary to rewrite existing user applications programs for the host computer. And the processing capability external to the host computer serves as a base for future expansion to a true stand-alone front end.

As a stepping stone from the line-control emulator to the full front-end processor, several companies have developed the intelligent emulator, or the "emulator-plus." In a typical application, the intelligent 270X emulator may be used with the IBM System/360 or 370 mainframe to support terminals that are not IBM-compatible. It may also provide limited network control functions when the host processor fails, alerting remote terminals not to send new messages.

Message-switching systems

Unlike front-end processors, which usually funnel data into a large-scale computer for information processing, the message switch generally serves as a central clearinghouse for messages between all points in a communications network. Large stand-alone message-switching systems actually existed before the computer terminal began to leave the data-processing center. Military switching systems, such as Autodin, and, more recently, public message networks, such as the Western Union Corp.'s TWX and Telex, are typical systems that are dedicated solely to message switching.

Today, however, there are new and expanding re-

quirements by companies with geographically dispersed computing facilities (as well as terminal locations) for efficient means of exchanging messages. Companies in the banking, transportation, and retailing businesses are perhaps the best examples, but large multilocation manufacturing operations, law-enforcement agencies, and others can benefit by the use of message switches.

Although the concept of store-and-forward message-switching is readily understood, it is usually the most difficult class of communications processor to implement. This is because of the seemingly unlimited number of alternatives of routing, queueing, assigning of priorities, recording, and other control actions that must be taken for any given message.

A look at the requirements for a typical corporate data switching center will help in determining the requirements for a stand-alone message switcher. The example that follows is also representative of the requirements for a small to medium-size front-end-processor.

Consider a message-switching system supporting a peak load of 30 terminals actively sending data into the message switch (a much larger number of inactive terminals may actually be connected, or have access, to the network, but only 30 are assumed to be sending data at any one instant). With an average message length of 150 characters and an average store-and-forward buffering of two messages per input line, a quick-access buffer storage capacity of 9 kilobytes is required. For a system of this size, another 6 to 9 kilobytes of memory would typically be required to store the necessary software programming, which would result in a total quick-access storage requirement of about 18 kilobytes.


In addition, assuming that 3,500 such messages are switched through the system each day and that all messages must be kept on record for six months, this switcher system would require up to 100 million bytes of peripheral magnetic-tape storage.

Remote data concentrators

Compared with front-end processors and message switchers, the design requirements for remote data concentrators and intelligent terminals are generally much less demanding. The basic function of the data concentrator is to reduce telecommunications line costs by concentrating data from multiple input lines onto, generally, one high-speed line.

The data concentrator is generally more efficient than the simpler hard-wired data multiplexer, which competes with the concentrator for similar network applications. With its built-in processor and memory, however, the concentrator can smooth the intermittent traffic loads that occur in data systems. This reduces the peak loading of the high-speed output of the concentrator, often by a factor of 3 or 4, allowing a corresponding decrease in line costs.

The remote concentrator based on the minicomputer can also be expanded into a local message-switcher to help reduce the load on switchers located at more central nodes in a network. However, the objective of remote concentration is to reduce system communications costs. Therefore, the cost of added processing functions must constantly be weighed against resulting savings in line costs.




Data concentrator. To reduce communications line costs, a data concentrator terminates a number of low-speed transmission lines and multiplexes them into fewer high-speed lines. In the unit shown, a processor and a maximum of 32,000 16-bit words of memory allows such additional functions as code conversion, message assembly, and terminal-usage accounting.

The intelligent terminal can be thought of simply as a remote data concentrator that controls one or more local peripherals. However, there seem to be two diverging trends in technologies and markets for intelligent terminals. Along one path, more and more use is being made of the processing powers of remote minicomputers, which form the heart of most of these terminals. Small data files have even been attached to local computers to avoid unnecessarily having to use communications lines and central computers for simple data-processing functions.

Taking an entirely different approach to intelligent-terminal design, some terminal vendors are using the sophistication of LSI technology to produce specialized communications controllers at prices that cannot be approached by even the least expensive communications processor. And since many relatively simple communications functions required of the intelligent terminal can be handled with only a few LSI packages, the trend toward use of such technology is sure to gain momentum.

Communications processor components

The essential modules for each of the four general classes of communications processors are identified in Fig. 2. The six functional modules identified are building blocks for the communications-systems designer. In many practical systems, each of these building blocks is



Intelligent terminal. Minicomputer-based terminal controller (center) provides code conversion, error correction, and even limited local processing for a cluster of terminals remote from the host computer. Any of a number of terminal units can be attached to the controller, such as the 300-card-per-minute card reader (left) and the 600-line-per-minute printer (right) marketed by Harris Communications Systems.

on an individual printed-circuit board or group of boards. These same modules serve as the basis for programming into functionally divided software packages. It is therefore helpful to take a closer look at what hardware (and software) goes into each of these modules.

For all but the largest data-communications networks, minicomputers (both general-purpose and, in some case, custom-designed units) often serve the central processor and memory functions in the communications processors. Software in conjunction with the associated line and host computer interface hardware, adapt the minicomputer to communications applications.

Built-in ROMs

In several recent designs, microprogrammable read-only memories have been incorporated into the processors of some communications-oriented minicomputers, following the trend that exists in other segments of the computer industry. The use of such microprogrammable circuits shortens the processing time associated with commonly recurring communications functions, such as code-conversion, by reducing the number of times in the conversion process that main memories must be accessed to obtain software instructions.

An example of one of these modified minicomputers is a microprogrammable design used in Interdata's model 50 communications processor to handle the numerous repetitive tasks. "By making use of ROMs," Jon Gould,

director of data communications at the Oceanport, N.J., company, says, "throughput in a moderately sized communications processor is increased from 10,000 to over 30,000 characters per second." In addition, claims Gould, "the amount of memory required to store software programs is typically reduced by a factor of 75."

Taking a similar approach to design of the minicomputer processor, Teleswitcher Corp., a Dallas-based vendor of turn-key data communications systems, has designed an array of 32 field-programable plug-in ROMs onto its latest custom-designed processor board. In addition to requiring less software and allowing greater throughput than could be achieved by implementing the same functions with software, the use of such microprogramming reduces the over-all processor hardware costs, reports Wayne Pratt, manager of hardware design at Teleswitcher.

To supplement these basic processing and memory functions, both minicomputer manufacturers and others have developed the necessary special-purpose hardware and software to interface the minicomputers with communications lines, terminals, and host computers.

Line adapters

The line-adaptor units shown in Fig. 2 bring data on the communications line into the communications processor following three basic techniques—bit-by-bit, character-buffered, and by direct memory access.

The simplest line interface unit looks at a message bit

by bit, transferring it through the processor and into memory one bit at a time. Such a "bit-banging" technique requires little hardware, but it requires substantial software and is therefore usually wasteful of processor time.

A much more efficient line adapter converts serial bits into characters, then transfers complete (parallel-bit) characters into the processor and memory. In addition to reducing processor overhead, a character-converter interface is capable of handling much higher data rates—up to about 9,600 bits per second.

A line adapter that works with characters instead of bits also can perform such tasks as code conversion and simple error correction without depending on the computing powers of the processor, thus further increasing over-all system efficiency.

The most efficient method of interfacing high-speed data with the communications processor is through the computer's direct-memory-access channel. Here, data rates of 50 kilobits per second and higher can be loaded directly into memory without having to be processed character by character by the central processing unit.

As might be expected, choices between the three techniques used in line adapters are governed by tradeoffs

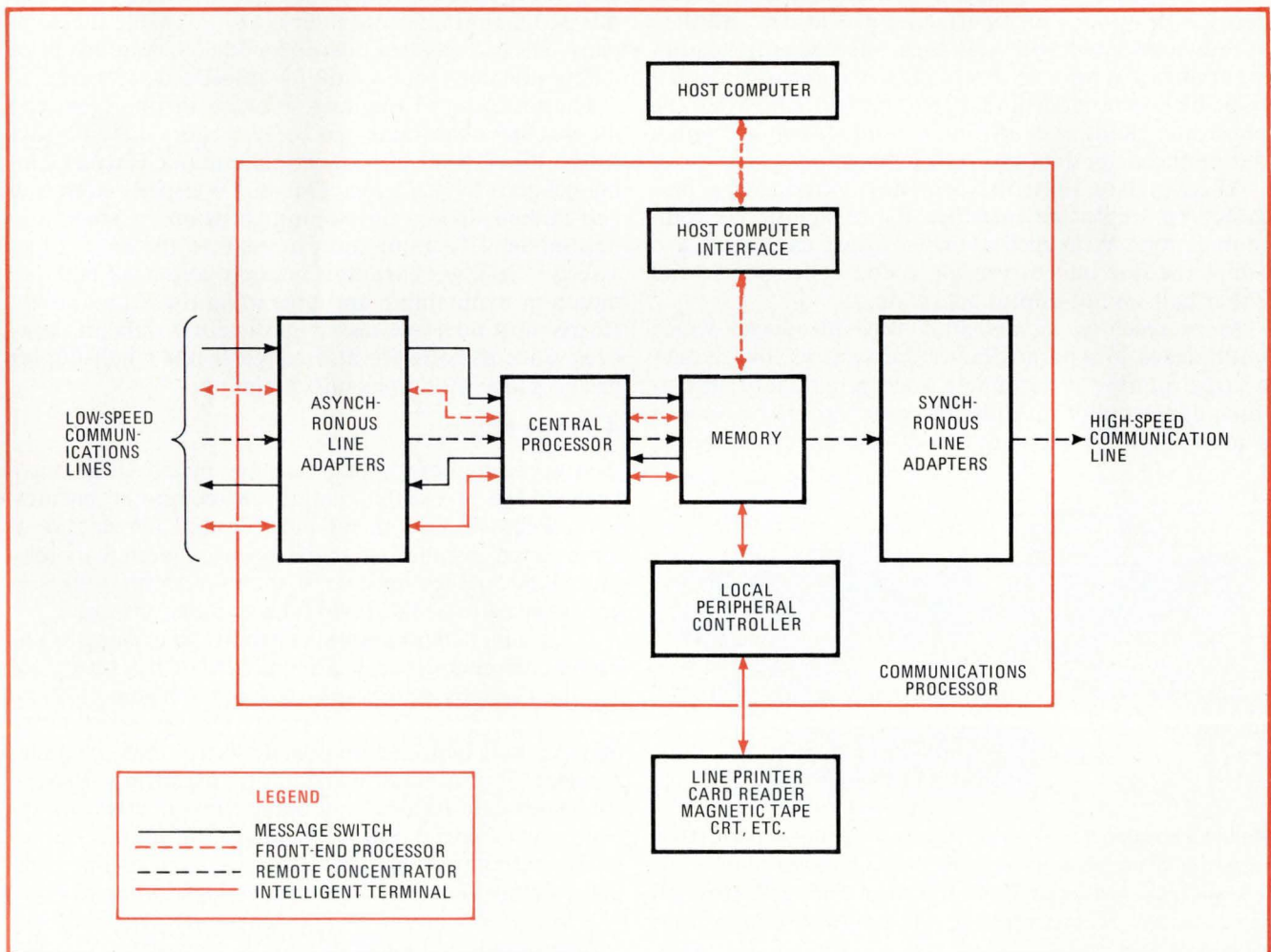
in price and performance. Bit-by-bit adapters are adequate only for small systems where the burden on the processor is light. The use of character-conversion techniques in the line adapter satisfies all but the most rigorous high-speed-network requirements, where direct-memory-access methods can be used.


Cost tradeoffs

The price for line adapters, however, increases substantially as performance level is increased. According to John Chyzik, data-communications specialist at Data General Corp., Southboro, Mass., a minicomputer maker that also supplies communications-processor accessories, "the system using bit-banger-type line-adapters might average \$130 per line, while the character-converter hardware for high-speed lines can cost between \$200 and \$600 per line, not counting the cost of the minicomputer and other communications-processor functions." On the high end, adds Chyzik, the complex hardware in the line adapter with direct memory access brings its price up to about \$2,500 per line.

Typical of the classes of line-adapter hardware developed in the last couple of years are the plug-in printed-circuit cards produced by Digital Equipment Corp.,

2. Building blocks. Both hardware and software needed to implement the tasks of a communications network are often separated into six functional blocks. Two of the blocks—the central processor and memory—are often general-purpose minicomputers. The manner in which the six blocks are configured defines each of the four fundamental classifications of communications processors.






Microprogrammed. Microprogrammable read-only memories have been designed into some minicomputers in order to shorten the processing time that is associated with commonly recurring communications functions. The read-only-memory board shown here is part of Interdata's model 50 communications processor.

Maynard, Mass., for use with communications processors employing that company's minicomputers.

At first, DEC announced a line of nonprogrammable cards with options for interfacing with codes and data speeds associated with standard teletypewriter equipment or CRT terminals. These plug-in cards operate in a basic bit-by-bit mode and, being hard-wired, have to be physically changed every time a remote terminal with a different code or data speed is changed.

Then in late 1971, the company introduced a programmable single-line interface for asynchronous communications. With such a unit, software can be used to adapt the line unit to varying codes, code speeds, and either half- or full-duplex operation.

More recently, an assembly was introduced which multiplexes 16 separate lines. "For systems that require a large number of terminals, such programmable multiline adapters offer much lower costs per line because of shared logic for all lines," says Dimitri Dimancesco,



Multiline adapter. For a system that includes a large number of terminals, programmable multiline interfaces, such as this 16-line interface assembly produced by Digital Equipment Corp., offer a flexibility and a reduction in costs that could not be achieved in earlier hard-wired single-line units.

senior market development specialist.

Product evolution in other companies has followed similar patterns. Some of the latest extras that add flexibility to programable line adapters include automatic dialing options, provisions to allow direct memory access between the line unit and the communications processor's memory, and logic to fully control modems through EIA RS-232 interfaces.

Host-computer interface

If there is one thing that vendors agree on, it's that the interface between the communications processor and the host computer is the most difficult of all the communications processor functions to build. To make the front-end processor appear to the computer as another peripheral at one of its input-output ports is no mean feat.

As in the communications-line adapter, the host-computer adapter must be made to interface with signal levels and operating procedures over which the maker of the communications processor has little control. The adapter therefore must be designed around existing systems, and it must be flexible enough to easily adjust to future changes, in both hardware and software, dictated by the mainframe manufacturer.

As a result, the host-computer interface modules are often more expensive and more complex than the central-processing unit in the front-end processor. For example, the price for Interdata's interface adapter for the IBM 360 mainframe computer is \$8,180, while the company sells its processor boards for \$6,800. And this price differential does not account for associated software.

The problem of adapting software to interface with the IBM 360 mainframe can be even more difficult, says Royce Pipes, head of product planning at Harris Communications Systems Inc., Dallas. "We spent close to a half-million dollars developing software to adapt our new model 4705 front-end processor to the 360," Pipes asserts, "and we currently commit about \$5,000 per month in maintaining and upgrading these programs." Harris' host interface task is particularly difficult, however, since its software also converts IBM's half-duplex protocol to a full-duplex line discipline.

A strong future

Most communications-processor installations have been added to existing mainframe-computer installations. Even so, this means only a small percentage of these batch installations have been converted to teleprocessing applications, so that this retrofit market is not expected to be saturated for a number of years.

But adding teleprocessing capability to existing mainframe computers is only a small part of the future for communications processors. A large portion of these processors will, as they do today, go into stand-alone message-switched information networks that are independent of, or at least incidental to, mainframe processors. Such data-transfer and data-retrieval networks appear now to have the strongest long-term future. And as data communications and two-way television technologies advance, the communications processor will eventually be central to consumer-oriented networks with terminals in the home. □

The charge-balancing a-d converter: an alternative to dual-slope integration

Like dual-slope analog-to-digital conversion, the new technique basically is an integration scheme; but simple design and relaxed tolerances on components may give it an economic edge in some applications

by Robert C. Kime, Jr., *Keithley Instruments Inc., Cleveland, Ohio*

□ Given the problem of designing a cheap, simple, reliable analog-to-digital converter that exhibits high accuracy and low power consumption, most engineers will probably first think of the dual-slope converter. Recently, however, the charge-balancing converter was developed for pretty much the same purpose.

The two circuits have much in common. Both center on charging and discharging a capacitor, both are integrating circuits, both are quite economical, and neither will ever set a conversion speed record.

But the techniques are not identical, and one or the other may prove superior in any given application. The dual-slope unit can be designed to have outstanding normal-mode rejection at one particular frequency, so that line rejection is very easy, while the charge-balancing converter can generally be implemented with fewer parts and with looser component specs.

Basically the dual-slope converter works by applying the unknown input signal to an uncharged capacitor for a fixed length of time, and then measuring the time needed to discharge the capacitor at a constant rate. In the charge-balancing converter, however, there is no fixed charging period, and the charging continues for as long as necessary to get the capacitor voltage to cross a fixed threshold level; then a reference current is subtracted from the input current, and the capacitor discharges until the threshold level is crossed again. The process repeats itself until the conversion period is over. At that time, a counter, which only accumulates clock pulses when both the input signal and the reference current are applied to the capacitor, contains a number of counts proportional to the input voltage.

One conversion cycle

The charge-balancing unit got its name from the fact that the net charge put into an integrator over one integration cycle is zero. The converter (Fig. 1), which accepts only positive input voltages, operates as follows. Initially the current switch is open, and only the input voltage is applied to the integrator. Since the integrator contains an inverting operational amplifier and a capacitor, the output voltage, V_o , is a negative-going ramp that has a slope proportional to V_{in} .

As V_o passes the threshold level, V_d , of the threshold detector, the detector's output voltage, V_t , switches to a logic 1 state which, among other things, opens a gate that allows the counter to start accumulating clock pulses.

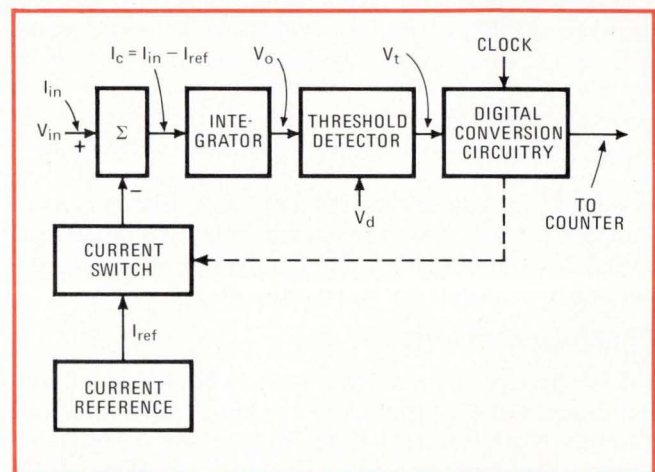
It also makes a flip-flop close the current switch on the next clock pulse. Closing this switch causes the known, constant reference current to be subtracted from the input current. The difference current is applied to the integrator as before.

The reference current is chosen to be greater than the input current for all allowable input voltages, so that subtracting the reference current, I_{ref} , from the input current, I_{in} , is guaranteed both to change the polarity of the input to the integrator and to start V_o on a positive-going ramp.

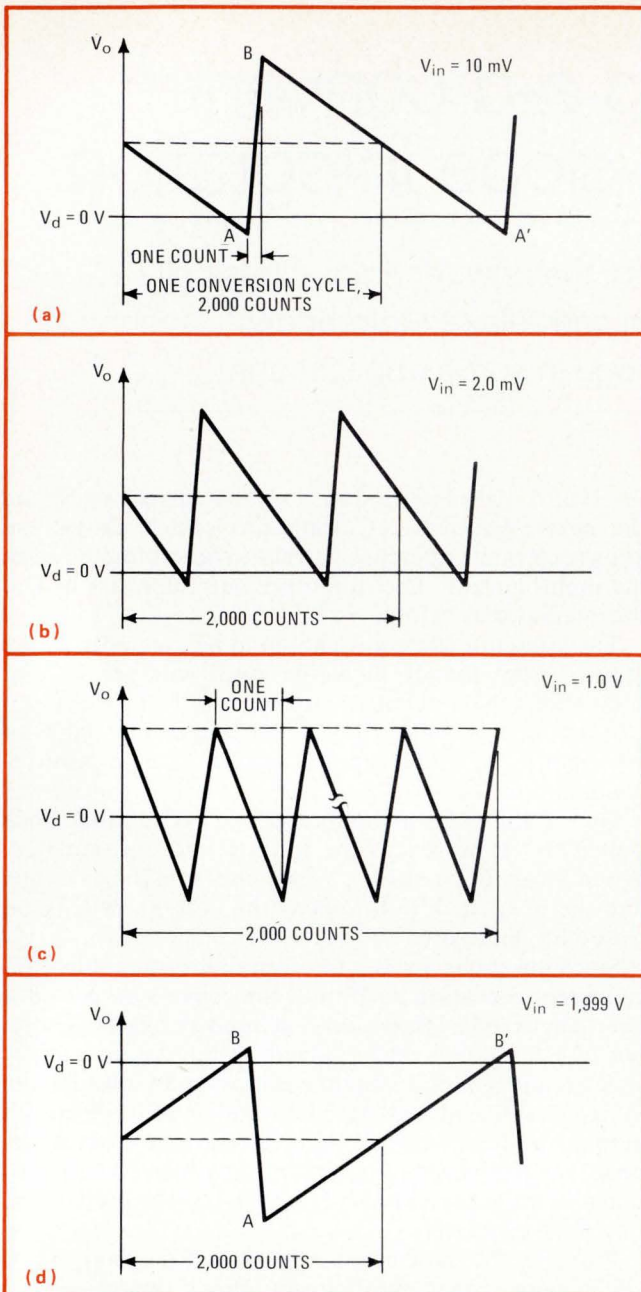
During this part of the integration cycle, gated clock pulses are being fed to the counter and accumulated. When V_o again passes V_d , V_t switches to a logic 0 state, and the next clock pulse opens the current switch and closes the clock gate.

Since the converter is a free-running system, this process keeps repeating itself until the conversion period is over. The conversion period is defined as a certain number of clock pulses, N_t , received by the digital conversion circuitry. N_t is a system constant and is fixed when the converter is designed. The number of clock pulses accumulated by the counter during one conversion cycle, N_r , is a variable quantity that is directly proportional to the input voltage. N_r , in fact, is the digital output of the converter.

Probably the most unusual feature of the charge-balancing converter is the diversity among the waveforms



1. **Balanced.** By switching reference current on and off, a-d converter puts zero net charge into integrator over full integration cycle.



2. Timing. Number of integration cycles in one conversion cycle depends upon input voltage. When voltage is very small, negative ramp is very slow, and converter makes only one integration per conversion (a). Doubling input voltage doubles number of integration cycles (b). After half-way point (c), trend reverses and at top of measurement range unit is back at one integration per conversion (d).

observed at the output of the integrator. In one conversion cycle, there can be anywhere from zero integration cycles to approximately $N_t/2$ integration cycles, depending on the value of the input voltage.

Changing waveform

For instance, assume that $N_t = 2,000$, $I_{ref} = 1.0$ milliampere, and R_{in} —the converter input resistance—is 2 kilohms. Now, if a small input voltage, say 1.0 millivolt, is applied to the input, I_{in} will be only 0.5 microampere and V_o will move very slowly in the negative direction until it crosses zero (Fig. 2a). Then, at the next clock

pulse, I_{ref} is connected to the integrator (point A), causing it to climb steeply in the positive direction. A zero crossing occurs almost immediately, and the next clock pulse disconnects I_{ref} , leaving V_o at point B. From here on the process repeats itself, with V_o dropping slowly toward point A'.

Since this is a charge-balancing converter, the charge removed from the integrator between points A and B must equal the charge applied between points B and A'. Because I_{ref} is 1.0 mA and I_{in} is 0.5 μ A, the reference current must be off for about 2,000 times as long as it is on. Thus, if I_{ref} is on for the minimum duration of one clock pulse, it will be off the 2,000 clock pulses and there will be only one integration cycle in the conversion cycle.

But if V_{in} is twice as large—2.0 mV— I_{in} becomes 1.0 μ A, and there are two integrations per conversion (Fig. 2b). The negative-going ramp is twice as steep as in the preceding case, while the positive-going portion has practically the same slope. (To be exact, the charging current, $I_c = I_{in} - I_{ref}$, is 0.9995 mA in the first case and 0.9990 mA in the second.) As the input voltage increases further, the slope of V_o from B to A' becomes steeper because I_{in} increases, while the slope from A to B becomes less steep because I_c decreases.

Again, when the input voltage is 1,000 volts, $I_{in} = 0.5$ mA, and $I_c = 0.5$ mA too. Thus the two slopes of the V_o waveform are equal and opposite, and the wave shape is a triangular wave centered about zero (Fig. 2c). Also, the peak amplitude of V_o is half of what it was when V_{in} was 0.001 v, and there are 1,000 integration cycles in one conversion cycle.

Finally, when the input voltage is 1.999 v, I_{in} is 0.9995 mA and the waveform picture is an inverted version of the situation pertaining to the 1-mV input (Fig. 2d). The segment of the V_o waveform from B to A in Fig. 2d corresponds to the segment from A to B in Fig. 2a. The reference current is connected for all but one count during a conversion cycle, so there is one integration per conversion again. If the input voltage is 2,000 v or greater, V_o never gets back to zero, and the counting is continuous.

How it works

An implementation of the converter block diagram (Fig. 3) shows one of the advantages of the charge-balancing converter—its simplicity. The integrator, for example, consists of only an op amp, a capacitor, and a resistor. Since the high open-loop gain of the op amp keeps node A at ground potential, the resistor in the input lead determines the input resistance of the converter. Note that the system is designed to work properly only with positive inputs.

The threshold detector is even simpler. Although two different threshold levels could have been used—one for when V_o is moving in the positive direction, and one for the negative direction—this is not necessary. For the implementation shown here, it was sufficient to choose $V_{d+} = V_{d-} = 0$. The only further requirement is that the threshold voltages remain stable for at least one conversion cycle (about 200 milliseconds in this case).

Usually, a threshold detector contains a positive feedback that, by setting up a hysteresis voltage at the

switching levels, assures positive switching when the input is moving slowly nearly the threshold level and also prevents the detector from oscillating under the influence of input noise, input bias voltage shifts, and so on. But in the charge-balancing a-d converter, the detector requires only an open-loop operational amplifier, and the hysteresis is provided instead by the digital portion of the circuitry.

The digital section consists of J-K flip-flop, an inverter, an AND gate, and a few diodes. The circuitry works as follows: first, assume that Q is low, \bar{Q} is high, and V_t is low. Since Q is low, there are no pulses coming through the AND gate. Since \bar{Q} is high, it supplies the current I_{ref} through D_2 , and D_1 is back-biased so that I_{ref} is not connected to node A of the integrator. Under these conditions V_o ramps negatively and eventually passes zero—the threshold voltage—causing V_t to go high. This puts a high level on J and a low level on K.

At the next clock pulse, Q goes high and \bar{Q} goes low. The AND gate now starts to pass clock pulses which go to a counter. At the same time I_{ref} is switched to node A because D_2 is reverse-biased, and reference current is drawn from the integrator.

When the integrator output V_o again passes V_d , V_t again goes negative, putting a low level on J and a high level on K. At the next clock pulse, Q goes low and \bar{Q} goes high, which stops clock pulses from passing through the AND gate and disconnects I_{ref} from the integrator. A known current has now been removed from the integrator over a measured integral number of clock cycles and thus a known amount of charge has been removed. This process continues as long as V_{in} is positive.

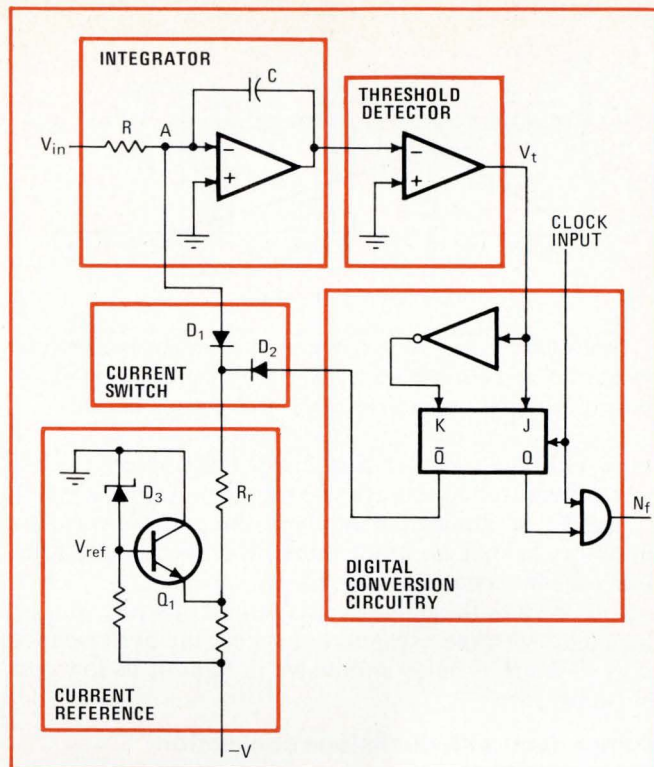
The variable time period between when V_t changes state and when the clock pulse changes the state of the J-K flip-flop is the digitally generated hysteresis of the system. This time can vary from zero to one clock cycle. After a period of time, under the application of a constant input voltage V_{in} , the output of the integrator establishes an average voltage. For this to occur, the average voltage on the integrating capacitor must be constant. Consequently the charge removed must equal—or balance—the charge applied.

The current reference is really a voltage reference and a resistor. It makes use of the fact that the integrator summing junction (node A) is at 0 v which makes $I_{ref} = V_{ref}/R_r$ (see Fig. 3). Since diode D_1 is also in the circuit when I_{ref} is connected to node A, transistor Q_1 is used to buck out and temperature-compensate D_1 . D_3 is a temperature-compensated zener diode.

Fixing the variables

Since the same capacitor is used for both the applied and removed charge, the charge-balancing equations can be written in terms of currents. Over any conversion cycle, the average input current, $I_{in} = V_{in}/R$ must equal the average current removed from the integrator, $I_o = I_{ref}N_f/N_t$. Here, N_f is the number of clock pulses over which current was removed from the integrator, and N_t is the total number of clock pulses in one conversion cycle. Thus, $V_{in}/R = I_{ref}N_f/N_t$, or $V_{in} = RI_{ref}N_f/N_t$.

The only variable on the right-hand side of this equation is N_f . Thus, by proper selection of R, I_{ref} , and N_t ,



3. Simplicity. Major advantages of charge-balancing converter are its few parts and the loose tolerances of most parts. Threshold detector, for example, is simply an op amp operated at full open-loop gain. Current switch consists of only two diodes.

the converter can easily be scaled to cover any desired voltage range. For example, choosing $R = 2$ kilohms, $I_{ref} = 1.0$ mA, and $N_t = 2,048$ counts provides a $3\frac{1}{2}$ -digit converter that can measure up to 2.000 v with 1.0-mV resolution.

Actually, only 2,000 counts are needed for a $3\frac{1}{2}$ -digit machine; the extra 48 clock pulses are used for such housekeeping chores as transferring the contents of the counter into some type of memory (so that the count can be displayed during the next conversion cycle) and resetting the counter to zero.

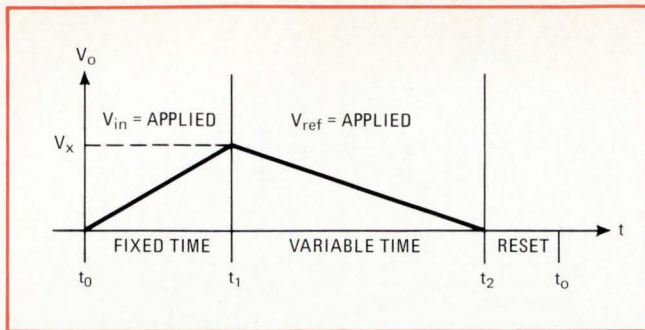
Limitations

The major disadvantage of the charge-balancing converter is its speed. It requires at least as many clock pulses as the maximum count to complete a conversion cycle. As an example, a $3\frac{1}{2}$ -digit (13-bit) converter requires more than 2,000 clock pulses to effect a conversion. A successive-approximation converter could probably do the job in 14 to 16 clock cycles.

Inexpensive linear ICs have sufficient gain-bandwidth product and slew rate for satisfactory operation at clock frequencies of 10 to 20 kilohertz, which allow a conversion cycle time of 0.1 second. If 10-ms conversion times were required, faster devices would be needed.

As for sensitivity, the $3\frac{1}{2}$ -digit system described here can resolve 1 mV. To achieve 100-microvolt resolution would require either an integrator amplifier with less than $30 \mu V/^\circ C$ of drift, or an autozero circuit.

Precision, too, must be considered. The present system is free-running—each conversion cycle does not necessarily start with the same initial integrator condi-



4. Competitor. In dual-slope converter, input voltage is applied for fixed period, and time needed to return integrator voltage to zero at constant discharge rate provides measure of applied input voltage.

tions. This leads to a ± 1 -digit error. The converter could be synchronized to remove this source of imprecision.

Finally, as already mentioned, this a-d converter is unipolar, so that an input must be preconditioned before a-d conversion can take place.

Still, despite these disadvantages, all of which can be overcome with the exception of speed, the performance of this system is quite impressive in light of its low cost and simplicity.

Comparison with dual-slope conversion

The speed limitation of the charge-balancing converter is shared by the dual-slope converter, so it should prove worthwhile to compare these two approaches in some detail. Different versions of the dual-slope converter can be made to handle bipolar inputs, to be auto-zeroed, to reject power-line interference, and to be insensitive to variations in the values of some of its components. But for purposes of comparison with the charge-balancing circuit, a unipolar system with the same input configuration will be used. (Actually, many of the input-circuit variations used with the dual-slope technique can also be applied to the charge-balancing converter.)

A dual-slope converter has basically the same parts complement and block diagram as the charge-balancing unit. Of course, the digital conversion circuitry would have to be different.

For the dual-slope circuit in Fig. 4, input voltage V_{in} is converted to a current and applied to the integrator for a fixed period of time, which allows the integrator to ramp to some arbitrary voltage, V_x . Then a reference current of opposite polarity is connected to the integrator until the integrator crosses zero. Once V_{ref} is connected to the integrator, the counter starts, and clock pulses are counted until the zero crossing occurs. Since the voltage on the integrating capacitor is again zero, the charge applied equals the charge removed, and a digital conversion has been performed. A small reset time is needed to strobe the latches and reset the counter.

From the standpoint of a circuit complexity, the digital sections of the dual-slope and charge-balancing converters would be about the same complexity with slightly different timing. The dual-slope circuit would need more counts for the conversion cycle for the period that V_{in} alone is applied, which would increase the size of the required ripple counter.

The analog sections would also be about the same with two exceptions: the threshold detector and the switching devices. In the dual-slope circuit, the threshold detector must have good long-term zero stability; in the charge-balancing circuit, good zero stability for one conversion cycle is all that's required. For both converter types the integrating capacitance and the system clock frequency must be stable for one conversion cycle.


To connect the reference, the same diode switching could be used in the dual-slope as in the charge-balancing technique, but for reset, additional switching devices would be required for the former. The integrator in the dual-slope circuit must be initialized before the start of a conversion cycle because its starting level determines the accuracy of a conversion.

Consequently, the charge-balancing approach winds up using fewer components, which are less critical, than does an equivalent dual-slope circuit.

Dual-slope converters can be made bipolar—by adding an opposite-polarity reference, another high-quality threshold detector, and polarity-sensing circuitry to determine which reference and which threshold detector to use. To give the charge-balancing converter bipolar capability, an absolute-value detector can be used in front of it. In this case, over-all complexity and cost of each system are about equal. Even so, the charge-balancing circuit still enjoys an advantage over the dual-slope circuit because the absolute-value detector doubles as an ac-dc converter, which adds ac measurement capability at no extra cost.


The dual-slope converter has one distinct advantage over the charge-balancing converter. By proper selection of the period for which the input is applied, the dual-slope converter can be made to reject a specific frequency (such as line frequency) and its harmonics. This is impossible to do with the charge-balancing converter. Ac rejection must be accomplished with input filtering techniques.

The operation of the charge-balancing converter has been proven by over a year of use in the Keithley 167 Autoprobe Digital Multimeter (Fig. 5). This instrument is fully auto-ranging, measures ac and dc voltage and resistance, and is battery-operated. In fact, the charge-balancing converter seems to have met the meter's overall design objectives as well as or better than any other a-d conversion system. □



5. Proven performance. Charge-balancing converter is heart of this portable multimeter. Extensive field experience proves that new conversion technique is worth considering for new system designs.

TRW LVA diode... the sharpest knee below 10 Volts.



The current saver.

No other zener can approach TRW's LVA performance below 10 volts. Available for operation down to 4.3 volts, TRW LVA diodes minimize power consumption in portable-battery operated equipment. They're also ideal for instrumentation, where, as reference elements, they draw as little as 50 μ Amps.

TRW LVA's are available in various package configurations, including passivated chip form for hybrid-

compatible packages. If you have a need for a low current voltage regulator or any other product that demands low current consumption, you should check out TRW LVA zeners. When it comes to current, they're really misers!

For product information and applications assistance write TRW Semiconductors, an Electronic Component Division of TRW Inc., 14520 Aviation Boulevard, Lawndale, California 90260. Phone (213) 679-4561.

TRW[®] SEMICONDUCTORS

Temperature compensation for high-frequency transistors

by Bert K. Erickson
General Electric Co., Syracuse, N.Y.

If the operating temperature of a high-frequency grounded-emitter power transistor varies widely, the collector resistance of a second transistor can provide temperature compensation, without causing excessive power dissipation in the stage's bias circuit. The technique is suitable for operating frequencies of 300 to 3,000 megahertz, if the power levels are at least 200 milliwatts and ambient temperature variations range from 0°C to 70°C. For this broad a temperature range, the quiescent collector current of a class-A transistor amplifier will change enough to cause noticeable gain variation and waveform distortion.

Conventionally, a current-feedback approach is em-

ployed to obtain temperature stability. The resistance in the transistor's emitter circuit is maximized, while the resistance in the base circuit is minimized. But this technique presents assembly problems because of the very high operating frequencies involved. The emitter of these transistors is usually connected to ground with very short wire bonds to eliminate the series resonance of the bypass capacitor. And, although the transistor's emitter is grounded, temperature stability cannot be obtained with a voltage-feedback approach since this would reduce power-conversion efficiency.

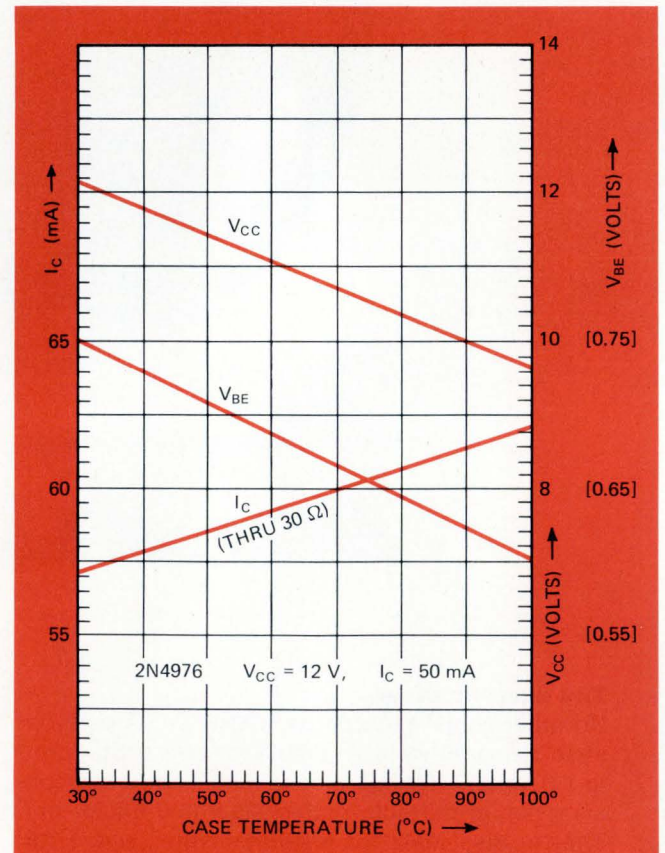
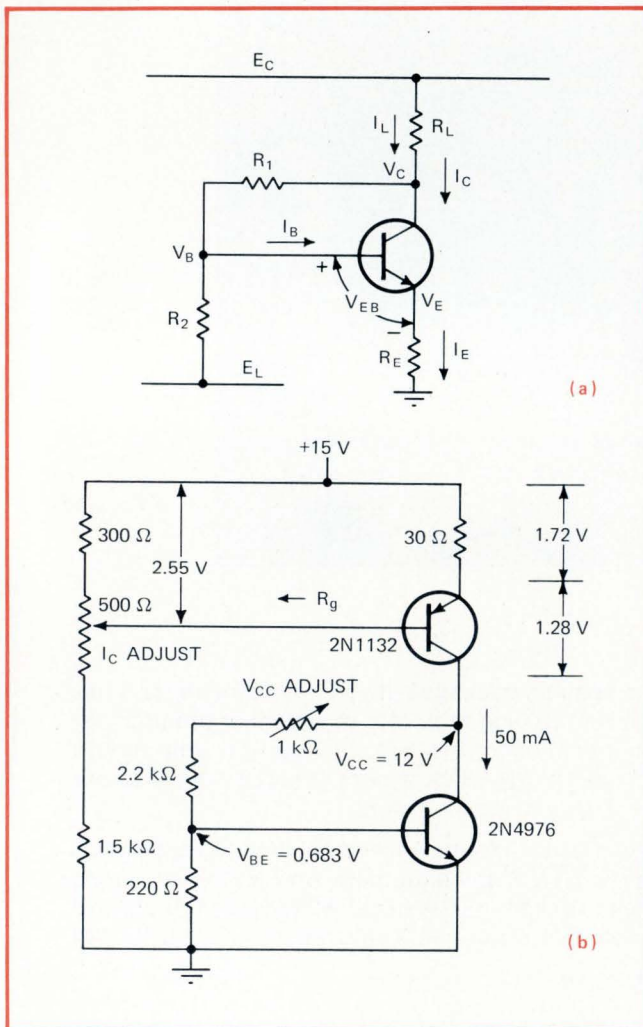
The typical grounded-emitter transistor stage of (a), which is drawn without isolating, coupling, and tuning components for simplicity, has a current stability factor of:¹

$$S_i = \Delta I_C / \Delta I_{C0} = \frac{[R_L + R_1 + R_E(1 + (R_1 + R_L)/R_2)]}{[R_L + R_1(1 - \alpha) + R_E(1 + (R_1 + R_L)/R_2)]}$$

And the voltage stability factor is:¹

$$S_v = \Delta I_C / \Delta V_{EB} = -\alpha \frac{[1 + (R_1 + R_L)/R_2]}{[R_L + R_1(1 - \alpha) + R_E(1 + (R_1 + R_L)/R_2)]}$$

Voltage stability is the preferred sensitivity parameter for a power transistor because the emitter-base voltage,



Nailing down Q point. Grounded-emitter power transistor stage (a) can be compensated for a 70°C temperature range by employing a second transistor as the load resistance (b). The collector resistance of upper transistor improves the voltage and current stability of lower transistor without causing an efficiency-robbing voltage drop. The graph depicts the stage's temperature performance.

V_{EB} , is easily measured and is often used to find the temperature of the collector depletion layer.² The voltage stability factor is negative because collector current I_C increases as junction voltage V_{EB} decreases.

Since the term, $R_1(1 - \alpha)$, is very small, one way to diminish S_v is to make the load resistance, R_L , as large as possible. Unfortunately, I_C flows through R_L , and the stage's conversion efficiency will be reduced substantially. However, a large R_L can be obtained without the usual voltage drop degradation by using the collector resistance of a second transistor, as in (b).

With the T-model equivalent circuit for the common-emitter transistor, the output resistance of this configuration can be expressed as:

$$r_o = r_c(1 - \alpha) + r_e(r_b + \alpha r_c + R_g)/(r_b + r_e + R_g)$$

For this equation:

$$1/r_c(1 - \alpha) = \Delta i_c / \Delta v_{ce}|_{i_b}$$

$$\beta = \Delta i_c / \Delta i_b|_{v_{ce}}$$

$$\alpha = \beta / (\beta + 1)$$

All of these quantities can be readily obtained from the transistor's collector characteristics.³

The upper transistor in (b) provides an output resistance of 1,200 ohms, which yields a predicted voltage stability factor of 14.9×10^{-3} amperes per volt. If a fixed resistor of 1,200 ohms were used, it would have an IR drop of 60 v across it. But the voltage drop across both the transistor and its emitter resistor is only 3 v.

The graph shows the actual characteristics of the transistor stage as temperature rises from 30°C to 100°C. As temperature increases by 70°C, the base-emitter voltage drops by only 0.15 v and the collector current rises only 5 milliamperes. Without temperature compensation, the collector current would be 32 mA higher. □

REFERENCES

1. M.V. Joyce and K.K. Clark, "Transistor Circuit Analysis," Addison-Wesley, 1964, Chap. 3.
2. R.L. Pritchard, "Electrical Characteristics of Transistors," McGraw-Hill, 1967, p. 613.
3. R.P. Nanavati, "An Introduction to Semiconductor Electronics," McGraw-Hill, 1963, p. 163.

Simple gating circuit monitors real-time inputs

by David F. Hood
Bell-Northern Research, Ottawa, Canada

In normal operation, the set and reset inputs of the simple flip-flop circuit are not allowed to become active simultaneously, although both can remain at logic 0. But if this elementary rule is violated, a new gating function that can arbitrate real-time inputs is realized.

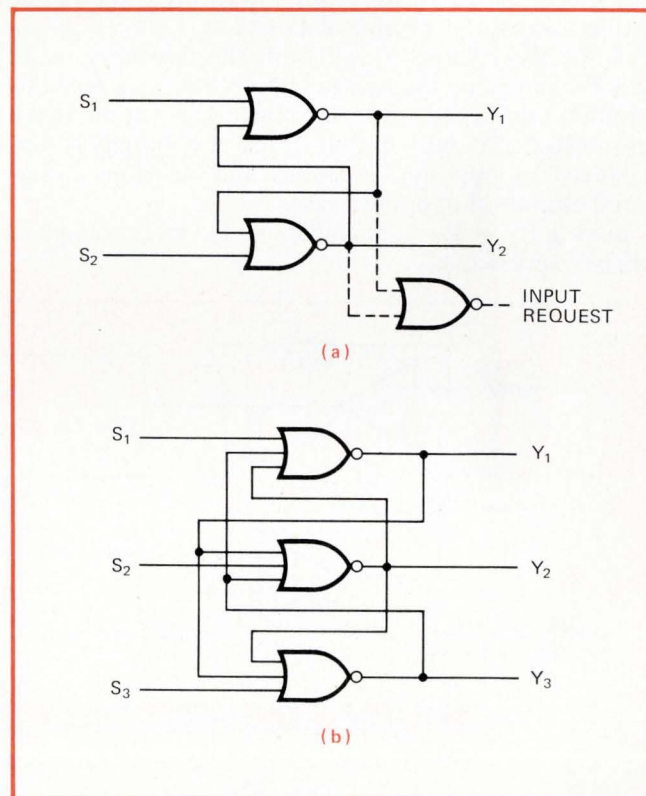
The circuit is particularly useful in signal-processing applications where interrupt requests may arrive asynchronously to be processed by a simple sequencer, rather than by a computing-type device. In such applications, the simplicity of the circuit also makes possible considerable cost savings.

When circuit (a) is used as a flip-flop, its S_1 and S_2 inputs are both low in the quiescent operating state. If the S_1 and S_2 inputs are both high instead, outputs Y_1 and Y_2 are low (in the quiescent mode). Now, when S_1 goes low, Y_1 goes high, and Y_2 does not change. But if S_2 then goes low, neither Y_1 nor Y_2 changes. And since the circuit is symmetrical, if S_2 goes low while S_1 is high, Y_2 will go high and lock out S_1 . The signal paths of S_1 - Y_1 and S_2 - Y_2 may be regarded as inverters with real-time priority arbitration. The addition of a third gate to the circuit provides an INPUT REQUEST lead.

With a third gate, the circuit can also be extended to accept three inputs, as shown in (b). Further extension is done in a similar manner. As with circuit (a), the first input that goes to logic 0 inhibits all the other inputs, while producing an output itself. Two or more inputs going to logic 0 simultaneously will produce a race condition that, nevertheless, can have only a single victor. One input can be handicapped relative to another by

using RC delay networks at the input or output of the handicapped gate.

The same operating description and circuit configurations apply if all the logic levels are inverted, and if NAND gates are substituted for the NOR gates. □



Lock-out gate. Both set and reset (S_1 and S_2) inputs to flip-flop (a) are kept high in quiescent state. When either S_1 or S_2 goes low, its output (Y_1 or Y_2 , respectively) will go high, but the other output stays low even if its input goes low. Since only one signal can pass to the output at a time, this gate can arbitrate asynchronous interrupt signals. An additional gate (b) accommodates another input.

Audio amplitude leveler minimizes signal distortion

by Edward E. Pearson
Burr-Brown Research Corp., Tucson, Ariz.

An ac current-controlled bridge in the feedback loop of an operational amplifier can provide very close control of signal amplitude, while contributing negligible distortion at or near a predetermined optimum input signal level. The resulting circuit is well suited for amplitude leveling in test oscillators, communications equipment, and telemetry systems. It can be built for around \$4 and offers extremely close amplitude control over the entire audio spectrum.

Unlike conventional circuits that apply increasing amounts of feedback along the entire span of input voltage range, this amplitude leveler applies zero feedback (and, therefore, zero distortion) at an optimum input level and produces positive or negative feedback above and below this level. The differential output from a bridge is used to get the desired feedback.

The bridge, which is outlined in color, employs two devices, T_1 and T_2 , whose resistance varies with current. Such components as incandescent lamps, thermistors, or even active devices can be used. Here, T_1 and T_2 are incandescent lamps. Resistors R_1 and R_2 are chosen to be within the resistance range of T_1 and T_2 .

A specific voltage, V , will shift the resistance of T_1 and T_2 , balancing the bridge and producing a zero differential output ($e_1 - e_2$). As voltage V is varied above and below the zero output level, the bridge is unbalanced in opposite directions and develops differential outputs of opposite phase.

Letting $R_1 = R_2 = R$ and $T_1 = T_2 = T$, voltage e_1 can be expressed as:

$$e_1 = TV/(T+R)$$

and voltage e_2 is:

$$e_2 = RV/(T+R)$$

so that the differential voltage becomes:

$$e_1 - e_2 = (T - R)V/(T + R)$$

When T is greater than R , $e_1 - e_2$ is more than zero; when $T = R$, $e_1 - e_2 = 0$; and when T is less than R , $e_1 - e_2$ is smaller than zero.

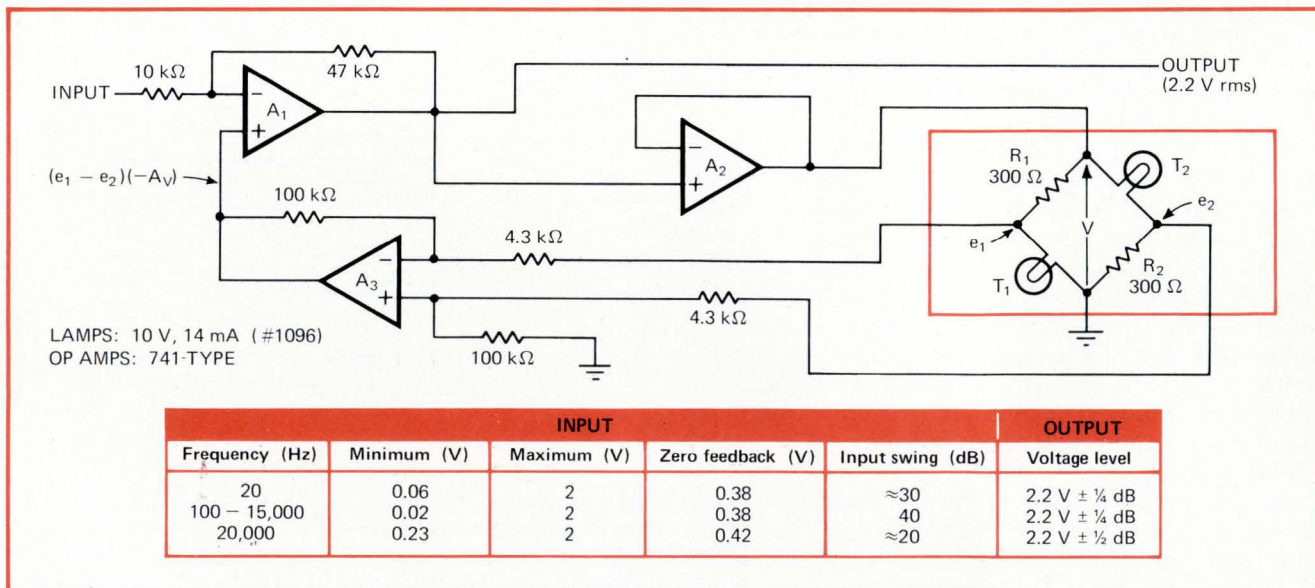
Depending on the input signal level present at amplifier A_1 , the network formed by the bridge and amplifiers A_2 and A_3 produces positive, negative, or zero feedback. For the component values indicated, an input voltage of approximately 0.4 volt is just sufficient to drive the bridge to a balanced condition (zero feedback).

At this input level, the components in the feedback network cannot contribute to distortion in the output. If the input voltage varies from the optimum 0.4-v level, the inputs to amplifier A_3 will become unbalanced, and an amplified differential voltage (from the bridge) will produce gain compensation at amplifier A_1 . The table indicates the range and degree of amplitude control obtained.

The circuit's output voltage can be made higher by increasing the value of resistors R_1 and R_2 ; the higher resistance values increase the voltage needed to balance the bridge. Or, the output voltage can be made smaller by increasing the gain of amplifier A_2 . To lower the optimum input voltage level, the gain of amplifier A_1 is made higher.

Because increasing amounts of positive feedback are present at the input to amplifier A_1 , the circuit becomes unstable at very low or zero input levels. The table shows the minimum permissible input levels; the circuit must be modified to accommodate input signal dropouts. □


Designer's casebook is a regular feature in Electronics. We invite readers to submit original and unpublished circuit ideas and solutions to design problems. Explain briefly but thoroughly the circuit's operating principle and purpose. We'll pay \$50 for each item published.



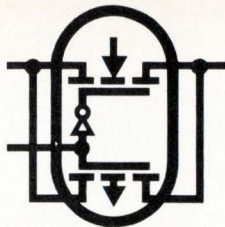
Leveling audio signals. Rather than increasing feedback with increasing input voltage, audio amplitude leveler operates at zero feedback for an optimum input voltage. Current-controlled bridge in feedback loop of amplifier A_1 develops the differential voltage needed to keep the output level steady. The incandescent lamps act as current-variable resistors that balance the bridge when input voltage is 0.4 volt.




P-channel
J FET



N-channel
J FET



CMOS
FETs



P-channel
MOS FET

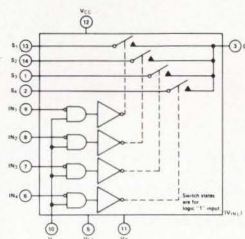


N-channel
MOS FET

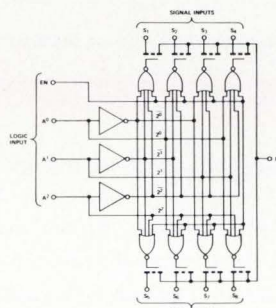
Since 1962, Siliconix has evolved FET technology and applied it to a complete range of singles, duals, arrays, and ICs. So what's new?

Industrial Analog Switch: 80¢ Per Channel

Now available: analog switches specially selected for industrial control service, at per-channel prices as low as 80¢ (DG501CJ) and 90¢ (DG172CJ) in 1000-unit quantities.



DG172CJ



DG501CJ

You can't go wrong with our epoxy analog switches if you're a designer of industrial control circuits. Choose from a variety of switch configurations and structures:

- PMOS monolithic—DG501CJ, 8 channels, break-before-make switch action, ± 5 V analog signal range
- PMOS/bipolar—DG172, 4 channels, 20 V peak-to-peak signal capability, PMOS FETs and bipolars on a single chip

All of these FET switch/driver combinations are *off-the-shelf* and at your nearest Siliconix distributor *right now*. They're priced to compete with reed relays and other electromechanical devices—and they switch 1000 times faster, last far longer, require less drive power and associated hardware, and operate directly from industrial computer logic.

Our catalog line of FET analog switches will cover most applications. If your switching problems are unique—and whose aren't—call our applications people. They're eager to help. For complete information

write for data

Applications Engineering (408) 246-8000, Ext. 501



Siliconix incorporated

2201 Laurelwood Road, Santa Clara, California 95054

The tradeoffs in monolithic image sensors: MOS vs CCD

With two kinds of solid-state imaging devices now available, designers have a choice in systems that will replace image tubes, especially in low-light-level applications

by Roger Melen, *Stanford Electronics Laboratories, Stanford, Calif.*

Designers of information-display and recording systems have long dreamed of the coming of solid-state imaging devices that are small and fast, operate at low power without high voltages, and work at wide dynamic ranges of ambient light. Those dreams are becoming a reality as the charge-coupled device comes to the marketplace to join the older MOS photodiode image sensor.

Both types of monolithic image sensors offer fundamental improvements over earlier imaging methods, especially for optical character recognition, facsimile systems, and video communications, where high-voltage devices often requiring high light levels are being used. But the capabilities of the two types of devices overlap, and designers are evaluating the strong points of each.

Preliminary experiences indicate that both the MOS diode array and the CCD imaging array are suitable for OCR and facsimile displays that require only small arrays, while the CCD display appears to be the only one of the two suitable for television applications, both at high and unusually low light levels.

MOS diode linear arrays ranging in size from 64 to 1,000 diode elements (photograph, right, from Reticon Corp.) have been available for some time from several manufacturers. These devices are capable of imaging rates higher than 5 megahertz, and they offer real-time facsimile-quality performance.

The MOS diode array also is useful for small-area imaging applications where resolution need not be of television quality. In these applications, the MOS diode array is an excellent replacement for low-resolution image tubes because of its capability of operating at low light levels with self-contained power supply, drive circuitry, and displays.

Complete camera systems with 50-by-50 diode arrays are already on the market and are being used for surveillance, OCR, and defect-detection systems.

The value of the CCD must be considered as lying mainly in its potential for supplying full video-quality imaging at both high and low light levels, a performance which is beyond the capability of present MOS diode technology and costs. Moving from concept to marketplace in less than three years, the CCD is already available in linear device with 500 elements (photograph, far right, from Fairchild), an incredible achievement when compared to the earliest, 64-element MOS image sensors.

CCD technology already offers products with a dynamic range of 1,000 to 1, making it possible to image objects having widely different intensities. The sensor can detect light levels as low as 15 microfootcandles. Full-scale CCD area imaging devices that are expected within the next year include video cameras with resolution of 250 lines, which is adequate for most data-communications systems. Line-imagers with 1,500 elements for page readers are on their way, and not far behind is the ultimate imaging goal—well within the immediate developmental capabilities of CCDs—full-video-quality cameras that have 550-line resolution and that operate at ordinary ambient-light levels.

The article that follows compares the two competitive types of monolithic image sensors from the standpoint of important performance criteria—dynamic range, sensitivity, noise, and image clarity. But it is emphasized that the comparison must be based on MOS arrays that have a product history of three to four years, while the CCDs are only now entering production.

—Laurence Altman

□ Monolithic image sensors provide a major new dimension in the fabrication of information system displays—be they video cameras, facsimile equipment, or process control instrumentation for optical character-recognition systems. Both MOS photodiode arrays, now three or four years old, and charge-coupled devices, which are now entering the marketplace, offer the user a new standard in small size, high speed, high reliability, and ease of use.

But because of subtle differences in structure and readout, each has its unique performance characteristics. The design engineer should clearly understand the operation and performance limitations of each device before committing it to an expensive, complex system design.

Superficially, both types of arrays appear to be similar in operation. Both are fabricated with basically the same integrated-circuit technology. Images formed on the face of semiconductors are scanned off in conventional shift-register fashion. However, their performance differs because of different methods of projecting the image on the chip and reading out the signals.

The MOS image sensor (Fig. 1a) is essentially a high-performance diode scanning circuit built with standard photodiode and either metal- or silicon-gate technology [*Electronics*, Nov. 8, 1971]. The scanning circuit is made up of MOS transistors that are embedded in the same monolithic structure containing the array of photodiodes. After an object is imaged onto the surface of the photodiode array, the MOS scanning circuit shifts the signals off the chip by accessing the diodes sequentially through an analog switch to a common bus line.

A simple CCD (Fig. 1b) is essentially an analog-signal shift register (a delay line) fabricated from a closely spaced array of MOS capacitors [*Electronics*, March 29, p.25]. It also is usually built with some sort of silicon-gate buried-layer technology. The input signal takes the form of minority carriers generated in the semiconductor beneath the capacitor plates by the absorption of incident light.

The signal charge, consisting of minority carriers, is stored in packets in the semiconductor beneath the capacitor plates. Since the signals are stored in packets, they appear at the output as sampled signals, with each sample representing a packet of charge.


In operation, the signal charge may be transferred from capacitor to capacitor throughout the array by application of a sequence of biasing pulses. The charge-transfer efficiency is typically greater than 99.9% because of the close spacing of the capacitors in the arrays. Recent devices have efficiencies as high as 99.999%.

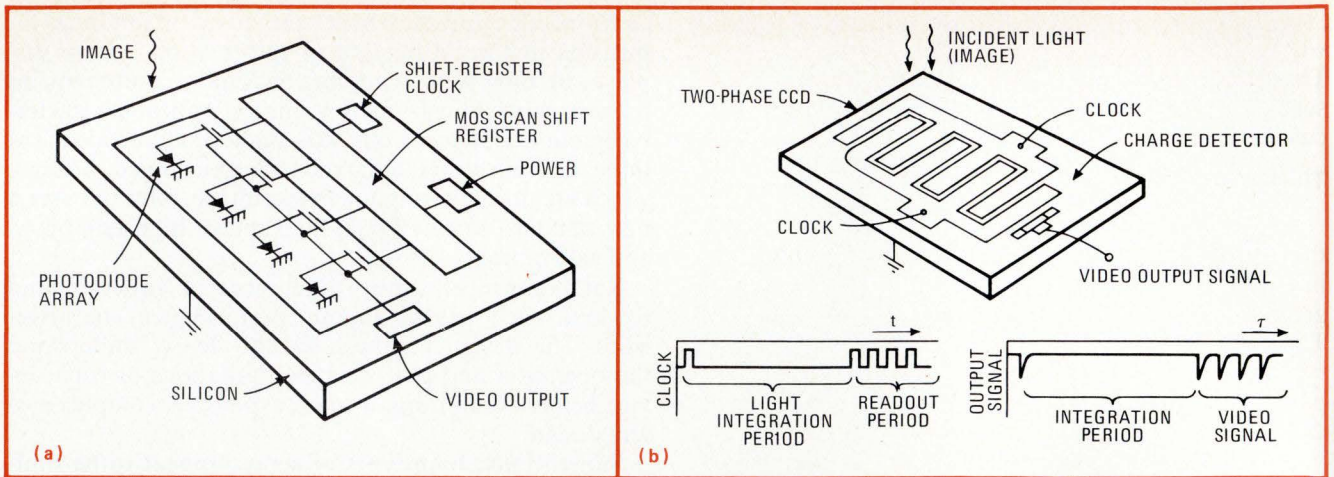
Differences in devices

Despite the similarities in fabrication technologies, the performance of the MOS and CCD image sensors are different because they have different methods of imaging the light and different techniques of reading out sig-

Closing the loop

Readers who are interested in discussing this article with the author may call Roger Melen during business hours on June 7 and 8 at (415) 321-2300 ext. 2642.





1. Structures. Two image-sensor types operate differently. MOS sensor (a) passes charge directly from the imaging photodiode into an MOS shift register, which then carries the charge to a detection circuit. CCD sensor (b) uses the imaging array itself as the transfer mechanism.

nal charges. In the CCD image sensor, the signal charge is collected by a field-induced junction beneath an MOS capacitor electrode, and readout is accomplished by multiple transfers of charge through the array of induced junctions to the output circuitry. But in the MOS image sensor, the charge is collected by a diffused junction in the photodiode, and readout is accomplished by a single charge transfer from the diffused junction to the video-out circuitry.

These rather subtle differences in structure and readout result in wide differences in performances at high and low light levels, in image clarity, and in device complexity. At low light levels, the minimum light that can be resolved by the image sensor depends on the efficiency with which the image sensor can collect the light incident on it, as well as noise introduced by the sensor and its associated circuitry.

The MOS sensor converts light to signals more efficiently than does the CCD, a property that results from the differences in the amount of light reflected from the imaging surface of each device and from the differences in the site at which the signal charge (generated by the incident light) is collected.

Illumination: front vs. back

Two common techniques (Fig. 2) are used to illuminate the semiconductor substrate in monolithic image sensors—front and back illumination. Although either technique could be used with either CCD or MOS image

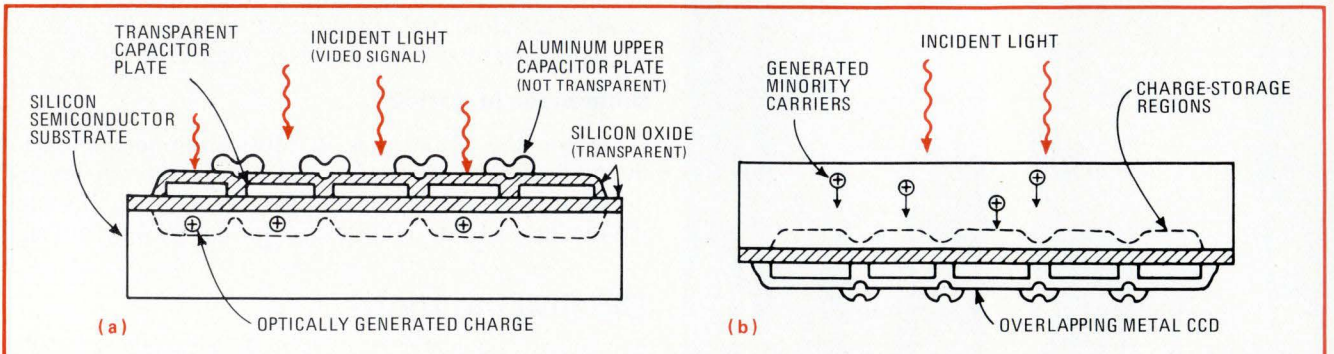
sensors, only back illumination is used for CCDs because most CCD structures have electrodes on the front that are opaque.

Unfortunately, back lighting introduces fabrication problems and performance limitations. The substrate die must be made very thin so that the light-generated carriers, which are generated within 4 micrometers of the semiconductor surface for visible light, may be efficiently collected and stored in the depletion layer beneath the capacitor electrodes on the front side.

About the thinnest substrate that can be fabricated has a thickness of about 25 micrometers. This means that device elements cannot be spaced less than 25 μm apart—thicker substrates would cause charges to spread from one electrode to another—a restriction that limits the potential resolution of back-illuminated CCDs. This limitation on element spacing is especially damaging for image sensors containing large numbers of elements because it means that a great deal of silicon must be used to accommodate the density.

Clearly, front illumination is desirable for simple structures to give good resolution. MOS image sensors, fortunately, have silicon oxide covering the semiconductor substrate. Not only is this oxide transparent, but it also acts as an optical coating that matches the optical impedance of the silicon to the impedance of air.

Some CCD sensors also have been built with polycrystalline electrodes that can be illuminated from the front, but these polycrystalline structures, unfortunately, pro-



2. Backlighting. Monolithic image sensors can be imaged either on the back or the front of the substrate. Most CCDs, on the other hand, have front metalization that is opaque to light and therefore requires the imaging to be done from the back.

vide poor impedance matches with the oxide beneath, which causes reflection at the poly-oxide interface. These mismatches create interference patterns in the surface reflections, resulting in a decrease in the photocurrent output.

That villain, noise

But whether the array is illuminated from the front or the back, noise introduced into the video signal by the image sensors and associated circuitry is probably the greatest factor that limits operation at low light levels. The noise, which masks small photosignals in both types of arrays, comes from mismatches in parasitic capacitances and thermally generated carriers. Moreover, CCDs suffer noise from transfer losses.

In MOS image sensors, capacitor noise results from mismatches between parasitic gate-source and gate-drain MOS capacitance of transistors in the scanning circuit and photodiodes and video output port, with which these capacitances are in series. These MOS transistors are analog switches that address the individual photoelements in the array.

When these transistors are turned on or off, there is a corresponding voltage spike on the analog photosignal line being switched. Although these spikes may be reduced by filtering, because they occur at twice the maximum video frequency, they can not be eliminated completely.

The variation in the magnitude of these spikes throughout the MOS photoarray gives rise to fixed-pattern noise (FPN) in the video passband—noise that cannot be filtered. Fortunately, the variation in the noise is small compared to the absolute magnitude of the spikes. Indeed, with no incident illumination, a low-

Night vision

Monolithic image sensors may be operated at incident light levels below those found in the average office, a capability that has resulted in their being used in monitoring and surveillance applications. For this kind of work, exposure range is the important parameter for evaluating the sensor's ability to perform at low light levels.

The exposure range is the ratio of the maximum to minimum intensity that can be resolved by the image sensor. The exposure range is often expressed in f stops (factors of two in light intensity).

Exposure range may be calculated by:

$$ER = 0.301 \log_{10} I_{\max}/I_{\min}$$

where:

ER = exposure range in f stops

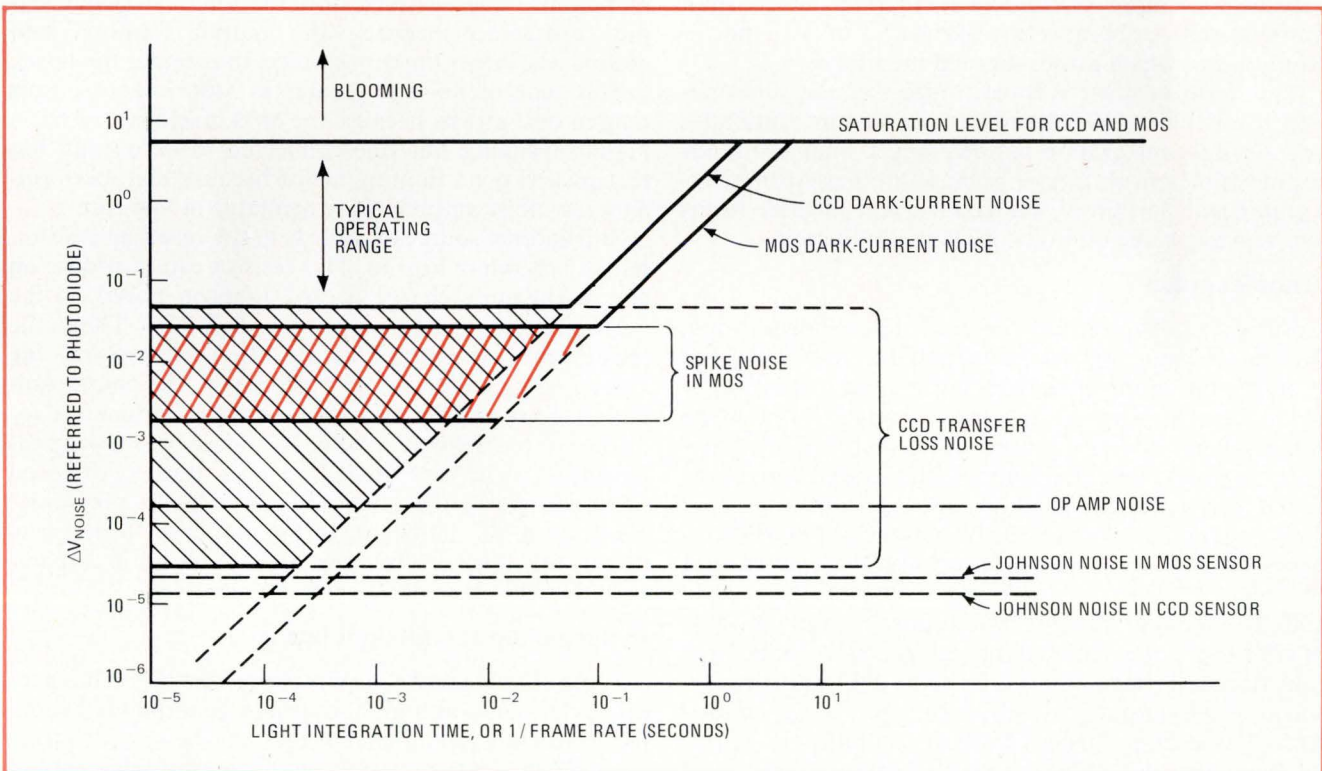
I_{\max} = maximum resolved light intensity

I_{\min} = minimum resolved light intensity

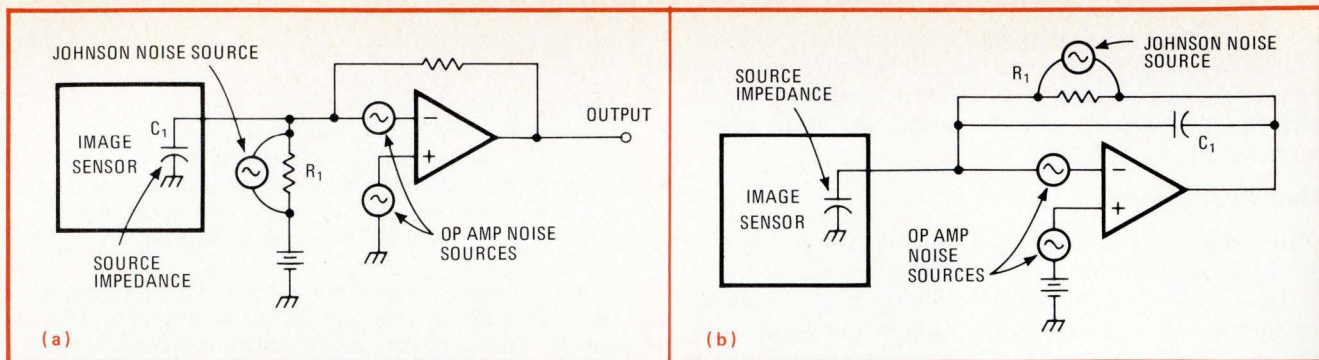
Maximum resolved light intensity can be limited by either the brightness range of the scene or the saturation level of the image sensor. At the low illumination levels being considered, the exposure range is often limited by the brightness range of the scene. Typical values of exposure range for MOS image sensors are six to 10 f stops, which translates into a dynamic range of 20 to 1. Experimental MOS image sensors and some recent CCD products have already been built with dynamic ranges as high as 1,000 to 1.

level noise image resulting from FPN may be observed at the output of the image sensor.

Spike noise, indicated in Fig. 3 as observed at the sensor output, is referenced to an equivalent noise voltage across the capacitance of the photosensing element in a



3. The limit. Noise is the limiting factor in the level of light that can be detected by a monolithic image sensor. In MOS imagers, spike noise in the range of 0.5×10^{-2} volt is low enough to allow use in poorly lit rooms. In CCDs, charge transfer noise can be as low as 10^{-5} V.



4. Noise. Low-light-level detection is limited by noise in the detection amplifier and reset resistor (a). Noise from the latter (R_1) is more prevalent in MOS images and dictates the use of low-noise amplifiers, such as the charge amplifier shown in (b).

representative 512-element device. Values of noise range from 10^{-3} to 0.5×10^{-2} volts, well within practical operating levels. The saturated output signal referred to the diode is typically 5 volts, resulting in dynamic ranges of 100 to 1 and more.

While CCDs are not affected by FPN from the spikes in switching transistors, they have fixed-pattern noise resulting from capacitance between clock lines and the output lines. Luckily, these noise pulses are all the same height and can be filtered out by low-pass filters, but the filters consume power and occupy space.

A better method of reducing this parasitically coupled noise is to fabricate video preamplifiers on the same image-sensor chips. The noise is thereby reduced because the magnitude of the parasitic coupling capacitance may be made smaller for amplifiers on the same chips than for off-the-chip amplifiers.

Fixed-pattern noise in both MOS sensors and CCDs can also come from thermal effects. CCD image sensors, however are more susceptible to thermal effects than are MOS sensors because the surface of CCDs is not in equilibrium, which causes thermal imbalance.

This form of noise is most troublesome at illumination levels below 10 microwatts per square centimeter and for light-integration periods longer than 100 milliseconds for typical devices because the noise comprises a significant portion of the dark current at these levels and represents the ultimate operating limitation.

Transfer noise

But with CCDs, transfer-loss noise (also shown in Fig. 3) is more damaging than fixed-pattern noise. This type of noise, the result of charges left behind after transfer operations, appears in the sensed image as a white smear to one side of a sensed white spot. It is most noticeable when large quantities of charge are being transferred, corresponding to a high-intensity spot.

For example, a loss of 10^{-5} per transfer (99.999% efficient) will in a 512-element array (1,024 transfers for a two-phase device) result in a total loss of one part in 100. Three-phase clocking would increase the total loss of charge for the same charge efficiency. A white spot transferred through the entire array will appear as a smear at the output port with the biggest smear coming from dots starting farthest from the output port. Transfer-loss noise also reduces a CCD's exposure range, and it basically decreases the contrast the sensor can detect.

One method of reducing transfer noise is to bury the

transfer channels about 1 micrometer beneath the surface of the substrate by ion implantation. Charges transferred in the buried channels are not subjected to transfer inefficiencies caused by charges trapped in surface states at the semiconductor-oxide interface. A 500-element buried-channel device just appearing on the market has a transfer efficiency of 99.999%.

Fighting noise

However, some noise sources cannot be readily overcome, such as thermally generated noise, which will always be present. This limits sensor performance at low light levels. All amplifiers and all resistors are subject to thermal noise; in an imaging system, the circuitry connected to the output of the image sensor (Fig. 4a) generates this noise.

In this example, the thermal noise signal appearing at the amplifier output is a function of the source impedance and the noise parameters of the amplifier. In monolithic image sensors, since the source impedance is the capacitance between the output terminal and ground, the larger the capacitance, the greater the noise.

This type of noise is greater in MOS image sensors than in CCD arrays, because the MOS image sensor has a high-capacitance bus line connected to its output, but this noise is not a limiting factor because high-performance low-noise amplifiers are available at low cost.

Still another source of noise is in the resetting resistor, R_1 , also shown in Fig. 4a. This resistor can introduce an equivalent noise charge (called Johnson noise) on the video signal of magnitude $q_{\text{noise}} = KTC_1$. Thus, the greater the capacitance across the reset resistor, the greater is the noise charge. Fortunately, the charge amplifier shown in Fig. 4b may be used to reduce the influence of this fundamental noise source by allowing capacitor C_1 to be very small. The magnitude of Johnson noise relative to the other sources of noise previously discussed is also shown in this generalized noise structure of Fig. 3, where Johnson noise is found in a representative 512-element MOS line-image sensor.

Performance at high light levels

Saturation exposure, a parameter that describes sensor performance at high light levels, generally is a function of the maximum charge that can be stored during the light-integration period of the sensing elements in the photoarray. The light-integration period is the time used by the photoelements to collect charges represent-



5. Image systems. Both MOS and CCD imaging arrays can be used in area imaging systems. CCD cameras potentially are capable of TV-quality resolution. MOS arrays, like this one from Reticon, are useful for lower-resolution systems.

ing the illuminated image. Typically, the light-integration period corresponds to the frame period.

For MOS image sensors, the maximum signal charge that can be stored depends on the bias applied to the photodiodes. For CCDs, it depends on the potential of the storage surface. Because the photoelements of CCDs and MOS image sensors have similar geometries and similar storage potentials, the saturation-light levels of both devices are similar.

The high-light-level capability of both sensors can be maximized by increasing the storage capacitance of the photoelements while masking the other regions from incident light. This type of structure, called a monolithic aperture, allows the light-handling capability of line-scanning arrays to be significantly increased, while keeping noise in the unexposed areas small. Area-sensing monolithic arrays do not benefit as much from this technique because of the loss of spatial resolution resulting from the large area required to achieve increased capacitance.

MOS image sensors benefit most from this technique because a pn junction is the photoelement, and it can be read out quickly. In a CCD, on the other hand, an adjacent-capacitor photoarray technique would increase the size of the photoelements, and, in turn, the time required to transfer the signal charge from the adjacent photo capacitor to the analog CCD shift register.

CCDs, which have a low charge-transfer efficiency, are subject to blurring where the charges that are left behind during transfer between electrodes may appear later at the device's output terminal. Unfortunately, the transfer losses that cause blurring in CCDs increase not only with the number of transfers but also with lower light levels. However, the MOS imager does not blur because there is only one transfer. The signal flows only through a single analog switch before reaching the output.

Large-area imaging

There is nearly universal agreement that CCD image sensors, larger because of their smaller cell size, are more likely than MOS sensors to achieve television quality of 525 lines in a two-dimensional scanned-area image sensor. The highest-density MOS area image sensor

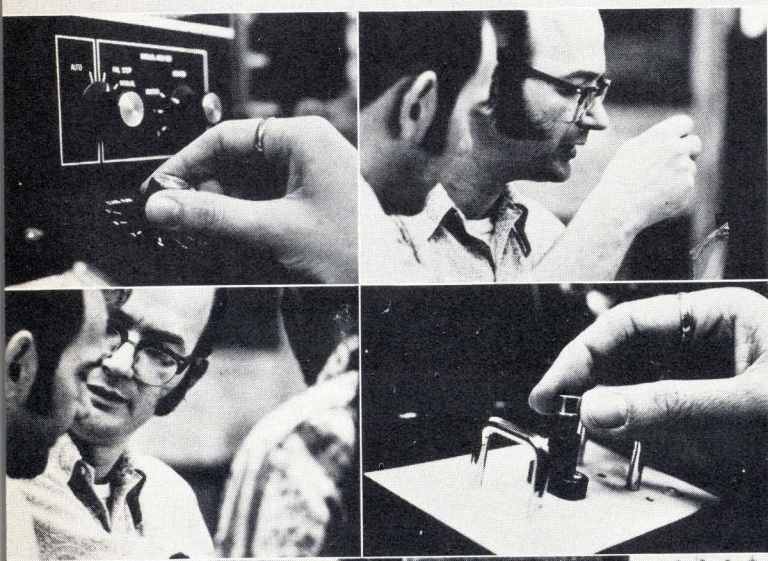
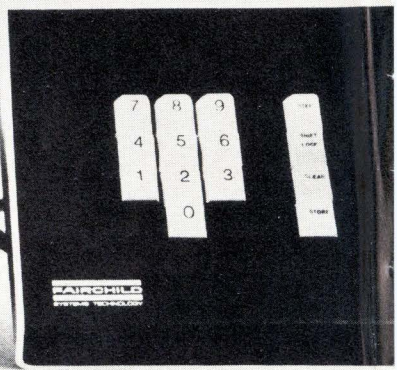

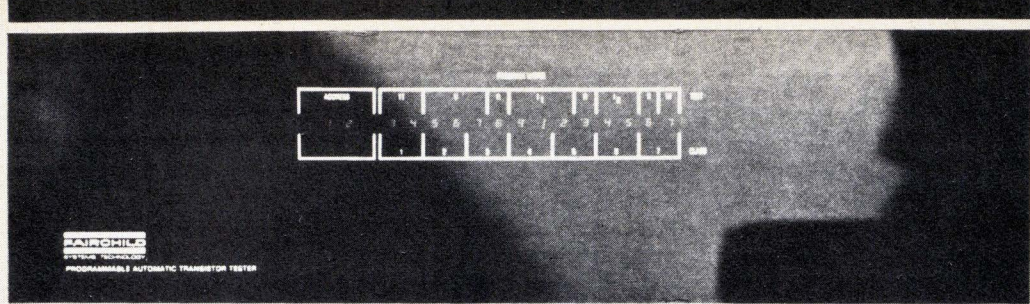
available has a cell size of 2 mils by 2 mils, whereas CCD area image sensors have already been built in the laboratory with cell sizes on the order of 1 mil by 1 mil—4 times denser. Indeed, a CCD area image sensor with half the resolution of that required for data-transmission systems, such as Picturephone, has already been built on today's LSI-size silicon dice. Industry observers are hopeful that a sensor with full TV-resolution can be built in the next couple of years by using larger 500-by-500-mil dice.

However this device won't have the simple structure that was first conceived for the CCD scanner. It will probably incorporate diffusions for low-noise charge-detection, blooming control, and high charge-transfer efficiency. The fabrication process will most likely include ion implantation, two layers of metal, special annealing steps, and multiple diffusions to obtain the necessary high performance. The elegance and simplicity of the original device may have to be sacrificed to attain the high level of technology required to mass-produce a competitive CCD device having television-quality resolution.

On the other hand, TV-quality systems can be constructed with existing 512-bit MOS line-image sensors by adding a rotating mirror to optically scan the images. However, the mechanical scanning mirror necessitates adding volume in the camera. But less silicon real estate, which is expensive, is required for the mirror-scanned line-image sensor than for a corresponding area image sensor, which results in a correspondingly lower component cost. But the 512-element MOS line scanner requires higher light levels because less time is available for integration of each scanned element than in area sensing devices.

These tradeoffs make it clear that the system designer must evaluate carefully the relative merits and disadvantages of both technologies. CCD image sensors, which are free of spike noise, are more likely to be built in high-density arrays, whereas MOS image sensors tend to be less susceptible to image degradation.

In any case, since both types of sensors are fabricated with silicon semiconductor technologies and offer similar performance, the interchange of the two types of device should be straightforward. □



Buying our tester won't cost much. Not buying it will.

We can help.

If you're into discrete devices, the question isn't can you afford a test system. The question is how can you afford not to have this test system. Small volume users or manufacturers—for die sort, sampling or hi rel requirements.

Our sleek, new System 12 Programmable Automatic Test System can offer you the plain, simple, yes or no, pass or fail, answers you need. High speed. Accurate. Reliable. It's a small test system designed to do maximum work while taking up minimum space.

The System 12 will handle incoming inspection, wafer testing, quality control, and die sorting. A 3-station multiplex—each station conducts different tests on different types of polarities at the same time. The solid state MOS memory stores up to 82 tests which can be programmed into Class Plans. Programming is flexible and readily expandable. BV measurements at 600V and currents at 10 amps are standard for power devices.

Among the options for the System 12 are Multiplex option with remote station capabilities, small signal H_{FE} , high throughput, 1KV, SCR parametric expansion, 100 amp DCH_{FE} , 110V or 220V operation, external test capability, memory protect, and digital read-out on the central and remote test stations. The System 12 can be configured to satisfy your requirements today, and expanded as your needs expand...easily and without penalty.

You can order the new System 12 from stock. The price is low. Write for detailed spec sheets, or call collect (415) 493-5011 for demonstrations. Our TWX: 910-373-1204



FAIRCHILD Fairchild Systems Technology
SYSTEMS TECHNOLOGY 3500 Deer Creek Road
Palo Alto, California 94302

Send me information on the System 12 Programmable Automatic Test System. Our monthly test requirement is approximately _____ of transistors, I.C.s MSI.

Name _____

Title _____

Company _____

Street _____ City _____

State _____ Zip _____

Phone () _____ Ext. _____

E

Fairchild Systems

Fairchild Systems Technology, a division of Fairchild Camera & Instrument Corporation.

Minicomputer points the way to sewer-system improvements

By tracking rainfall variations and sewage flow rates, a data acquisition system in San Francisco shows why and where sewage overflows, and how deficiencies in the sewer system can be corrected economically

by W. R. Giessner, F. H. Moss, and R. T. Cockburn,
Division of Sanitary Engineering, San Francisco, Calif.


□ According to limited data on rainfall available—from a single rain gage downtown—San Francisco's sewer system should have been functioning satisfactorily. Yet sewage overflowed into the bay and ocean in just about every heavy rainstorm. Evidently, a broader data base was a very necessary first step in up-grading the system.

Over a year ago, therefore, a minicomputer began collecting data from a city-wide network of rain gages and sewage-level monitors in order to define the precise link between the rain and the overflows. Ultimately, the project is expected to lead to a real-time control capability for deciding, on a minute-by-minute basis, whether to store or treat sewage from all 30 subdistricts in the city, in response to storm movements.

For the electronics engineer, the challenge in developing either the data acquisition system or the eventual control system lies largely in interfacing the central minicomputer to the gages and monitors that collect data and to the valves, blowers, and pumps that will control the mixtures of rain runoff and sewage flow. There is also the need to design a data acquisition system capable of being expanded into a fully integrated on-line control system.

Storms and sewers

San Francisco resembles many long-established United States communities in having a combined sewer system—that is, one that carries domestic and industrial



waste water as well as the runoff from rainfall in one set of pipes. In dry weather, waste water flows from its sources, as shown in Fig. 1, into collector sewers, and thence through interceptor sewers to three sewage treatment plants, which normally handle about 39 billion gallons of such dry-weather waste water per year. Because this dry-weather flow fluctuates, the plants have been designed to handle up to three times the average daily flow without being overloaded.

But during a rainstorm, the flow of sewage may for a short period increase to as much as 100 times its average daily flow—causing a massive overflow of untreated sewage into San Francisco Bay and the Pacific Ocean. Over a period of years such overflows occurred on an average of 82 times per year during 46 rainstorms, mostly during the winter months.

Part of the problem seemed likely to lie in an assumption made by designers of conventional storm sewer systems like San Francisco's. Most designs are based on a determination of how heavily rain falls, how long it falls, and how often particular combinations of these rainfall intensities and durations occur. By statistical methods these combinations are converted into pipe sizes and other specifications of a sewer system—but the conversion usually assumes that rain falls uniformly over the entire area drained by the sewers. Moreover, the rainfall data on which the conversion was based in San Francisco's case is obtained from a single gage atop the Federal Office Building, from which measurements had been taken for 62 years.

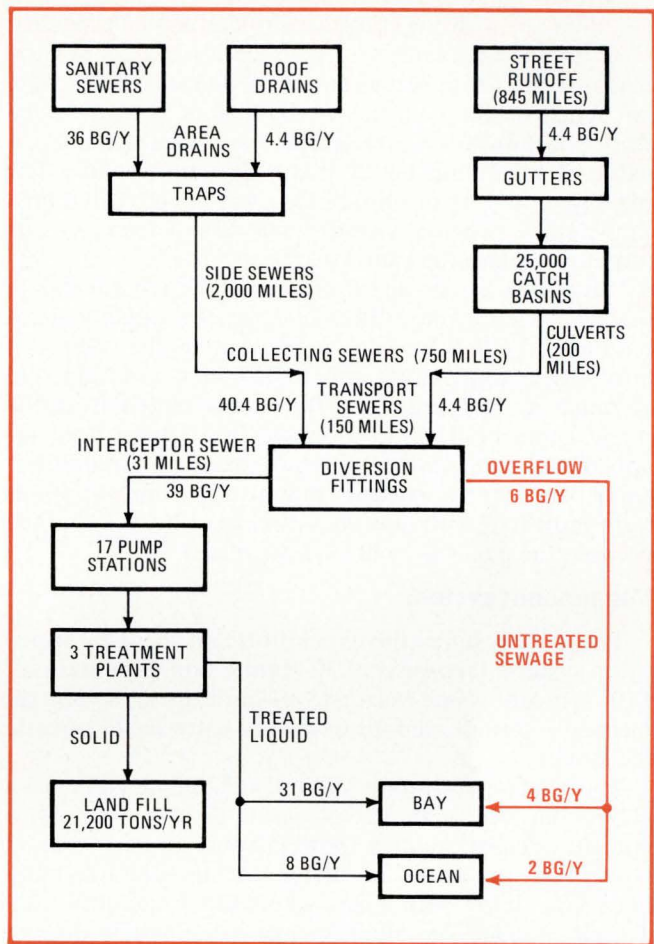
The preliminaries

When the city's sanitary planning and studies engineers undertook the difficult task of correcting the overflows, they first had to determine what kinds of waste flow were involved and when and in what quantities they occurred.

At this point a computer enters the picture—not the minicomputer in the data acquisition system, but a larger system used by several municipal agencies. On this computer the planning and studies staff developed a historical analysis of actual rainfall over that 62-year period, from 1906 to 1968, using the only data available—that from the solitary rain gage. But instead of looking for combinations of intensity and duration, as in the conventional method, they worked with the actual rain occurrences and the time between rains. The result of this analysis appears in Fig. 2: the scale of inches against hours—rainfall intensity—turned out less important than the relation of the volume of storage to treatment capacity in a given period of time.

As the diagram of the analysis shows, when the cumulative rainfall volume exceeds the treatment capacity, the system overflows. To control this overflow, three avenues are open.

The first is to increase the treatment rate to match the rainfall rate plus the daily rate of sanitary sewage flow, with hourly variations. This is impractical because it would require a large treatment plant with an undefined capacity that could respond almost instantaneously to large fluctuations in rate.



1. San Francisco sewer system. Ordinary waste and the runoff from rainfall both pass through the same pipes, to be treated and turned into landfill or to be discharged into San Francisco Bay or the Pacific Ocean. Normally 39 billion gallons per year (BG/Y) are processed. Runoff from rain can rise to 100 times the average daily sewage flow and cause massive overflows (color).

A second, more feasible, approach is to provide storage for the excess flow. Then the excess can be treated as capacity becomes available.

The third, and most sophisticated, approach is to allocate the total treatment capacity to different segments of the city at different times, taking into account the way rainfall varies with time at any given point and from point to point at any given time during a storm. For example, if a third of the city had relatively intense rain and the rest had little or none at that time, then devoting the total treatment capacity to that area of the city that needs it effectively triples the available treatment capacity.

However, the temporal and spatial variations in rainfall upon which the third approach depends assume that the rainfall extrapolated from a single gage is not representative of rainfall in San Francisco. Further measurement was necessary to establish whether such variations occurred, and if so, where and when.

For the initial evaluation, 17 rain gages were installed by staff members on the roofs of their houses at various places in the city. Each of these 17 gages recorded rain-

fall data on a drum recorder for the 1969-70 season. They provided a relatively poor data base, for several reasons: the drum recorders on the various gages were not synchronized, and the mechanical or battery-driven clock mechanisms were neither very accurate nor capable of resolution better than five minutes. In a few cases several days of rainfall data were overwritten on a single sheet because a staffer was out of town, or just forgot to replace the charts on the recorders.

Nevertheless, the distributed network recorded data that was significantly different from the single gage at the Federal Office Building. For example, the volume of rainfall was consistently at least 15% less, and ranged to as much as 25% less, than that extrapolated from the single gage—pointing to a drastically reduced need for added treatment and/or storage capacity. Spatial differences were quite evident. Significant time variations were indicated, although they could not be well defined because the gages were not synchronized.

The present system

This data justified the expenditure on the data acquisition system. It consists of 30 remote rain-gage stations, 120 remote waste-water-level monitors, a central recording station, and all necessary software to operate the system.

The central recording station includes a Honeywell H316 computer with 16,384 words of core memory, a real-time clock, and a power-failure detection and power-restarting unit. Its peripherals include two magnetic tape drives with a controller, and a teletypewriter. The data collection requirements of the system are not severe—almost any minicomputer that was available at the time the specifications were drawn up could have

done the job. Even heavy rainstorms keep the computer busy only about 10% of the time.

Software supplied with the system includes the manufacturer's basic package plus application programs: a data communications interface, processors for accepting data from the remote stations, a timer routine, loggers for printed output, formatters and recorders for storing processed data on magnetic tape, and a routine for calculating the five-minute interval of maximum rainfall intensity for each hour of the day. An executive program sequences these other programs in response to timing and interrupt signals.

Leased telephone lines connect the remote stations to the central recording facility. Whenever any of the 150 circuits changes state (from off to on, or from on to off), a corresponding relay in a telephone equipment rack is activated, interrupting the computer; the computer then services the line, identifying it and adding the data that the state change signifies to the accumulated base.

Each rain gage consists of a beam with two indented buckets balanced on a central pivot in such a way that each bucket alternately receives and discharges rainfall collected by a funnel at the top of the gage. When the equivalent of 0.01 inch of rain has accumulated in the bucket, it overturns and empties out the water; this brings the other bucket into position to catch more rain. As a bucket tips, a normally closed mercury switch opens momentarily to signal the tipping; the normally closed position permits the line to be checked for continuity. These gages are identical to the 17 used in the initial evaluation except for the absence of drum recorders.

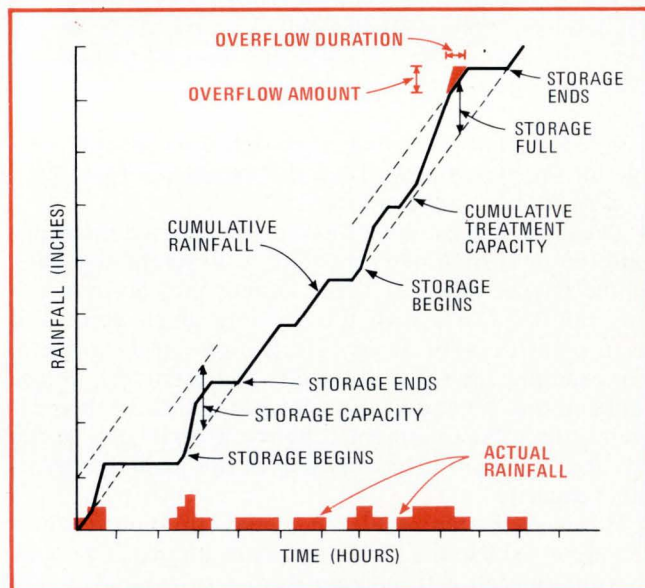
Each remote waste-water-level monitor contains an electrically driven air compressor and regulatory equipment that produces a constant flow of air out of the reservoir at 1½ standard cubic feet per hour and 28 pounds per square inch. The air bubbles up through the water in the sewer pipe, and as it bubbles, it overcomes the back pressure created by the depth of the water. This back pressure is measured by a bellows that sets the position of a cam lever. As the cam rotates, once every 15 seconds, it lifts the lever; this action closes a mercury switch for a length of time that is proportional to the back pressure and thus to the depth of water in the sewer pipe. The switch closure completes the circuit in the telephone line and is detected at the central recording facility.

Raw measurement cycle

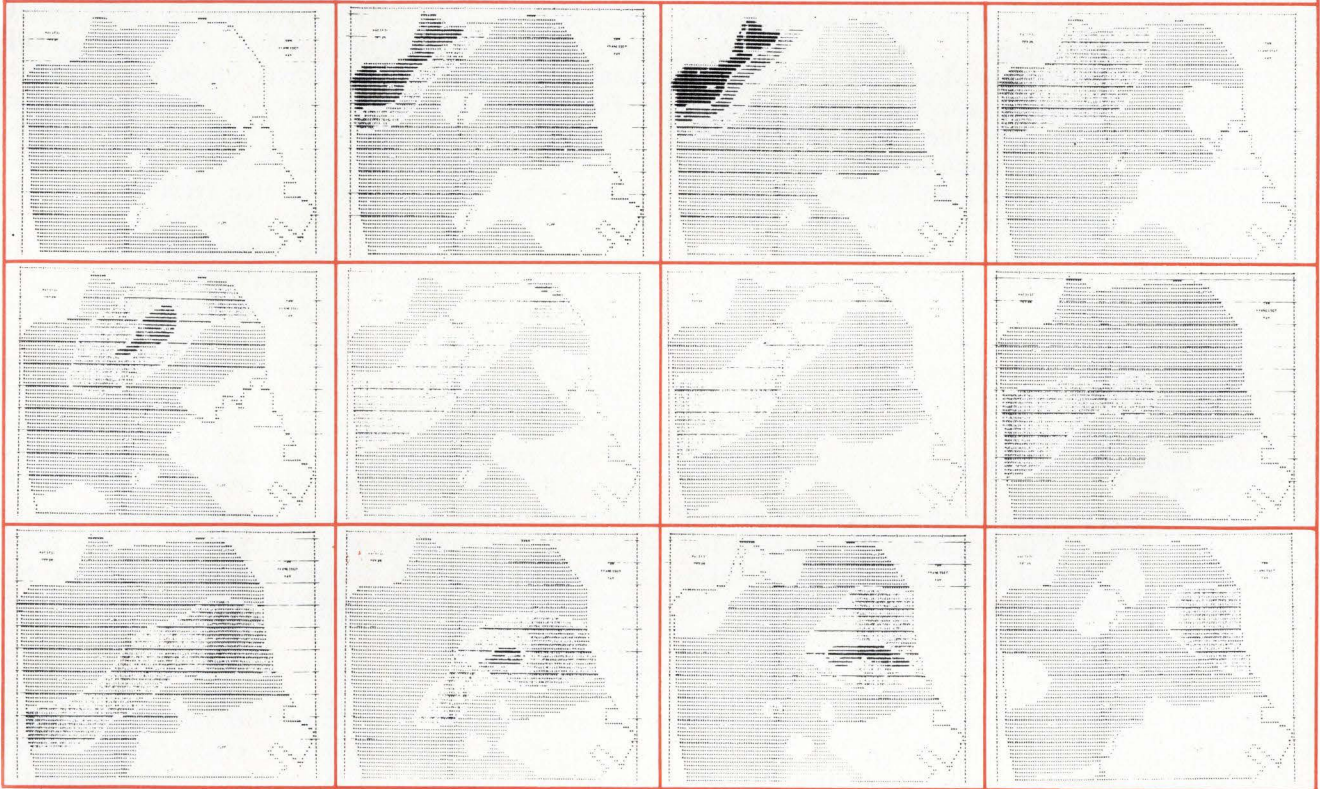

The 15-second cycle of the remote monitors establishes the raw data-recording cycle. From the 120 monitors thus come 480 measurements each minute; these are recorded on magnetic tape in one-minute blocks, followed by accumulated rainfall data. The tape also records summaries every five minutes, and maximum sewer levels, accumulated rainfall, and peak rainfall intensities every hour.

As a whole, the system is modular and flexible, and makes provision for its eventual expansion into a real-time control system.

Installation of the system began in 1970. The remote



2. Rainfall analysis. Colored steps show rainfall recorded at intervals during a typical storm. The heavy dark line plots the accumulated rainfall when this line rises above the lower dotted line, which represents the volume of sewage treated at a constant rate, some of the sewage is stored. When storage capacity (upper dotted line) is exceeded, sewage overflows.



3. Storm front. Computer-generated maps of San Francisco showing rainstorm moving across the city definitely invalidate the previous assumption that rain fell uniformly on all sections. Degree of shading shows the amount of rain. The 12 small maps represent three-minute accumulations between 11:49 a.m. and 12:25 p.m. on March 12, 1971, while the large map shows part of the printout for the period ending at 11:58 a.m., with accumulations registered at individual rain gages. Asterisks represent the shoreline and boundaries between districts within the city. Each dot represents about 3½ acres.

stations turned out to be more difficult to set up than had been anticipated, because telephone lines and other facilities that were presumed to exist often did not, and because locations that required new telephone lines to be installed had to await the utility company's engineering and construction schedule.

Other problems and weaknesses appeared during the 1971-72 rainfall season—the system's first full season in

operation. For example, noise in the telephone lines and contact "bounce"—or more precisely "slosh"—in the mercury switches were sometimes recorded as tips of the rain gages. Though the "bounce" was more a matter of alignment than a basic fault in the equipment, it did cause the extra data to be recorded, and this extra data overflowed the buffers in the computer's memory and was written in the memory area reserved for the real-

time clock. As a result, the clock indication was thrown off, and one week's data was without value.

The clock itself was quite inaccurate at first. Its specifications indicated accuracy within 2%—which meant it drifted by almost 30 minutes within 24 hours. It had to be modified to synchronize with the ac line frequency, which is much more accurate.

Other problems arose because the computer is considerably more precise than the instrumentation, which is subject to drift and requires the software to be modified to reject spurious data. Algorithms had to be devised to distinguish between significant and insignificant indications of malfunction. The staff had had no experience with any system such as this—nor had anyone else, since the rainfall monitoring system is unique—and therefore had no basis for deciding when they had sufficiently valid data. Attempting to insure 100% valid data was obviously not feasible.

But in spite of all these problems, the system's operational status is being continually improved, providing data that previously was not available and indicating many new aspects of rainfall.

The system was baptized in March, 1971, when fairly heavy rain fell. By this time, also, a computer program called Symap, developed by the Harvard University Laboratory for Computer Graphics and Illustrated Design, had been purchased and modified to produce computer-drawn contour maps of rainfall patterns.

Figure 3 shows several printouts from the March, 1971, storm. They reveal a frontal storm entering the city from the northwest, with a front about a mile wide, progressing southeasterly at about eight miles per hour. This depiction of a storm's shape, size and the rate of travel is the most outstanding and useful benefit of the computerized data acquisition system, because it provides the information needed to upgrade the city's sewer system.

This was the first definitive indication of the degree of rainfall variability in San Francisco. It also indicated clearly the storm's frontal nature and the brevity of its highest intensity—which was evidently dissipated by the high hills in the center of the city. Since these hills are just under 1,000 feet high, they were not expected to affect the storms significantly. But they were evidently responsible for preventing all but a very light rain from reaching the southeastern part of the city.

The rapid response of sewer flow to the course of storm was equally noteworthy. One of the level monitors showed a depth in three successive 15-second intervals of 44, 86, and over 120 inches. That 120 inches represents a substantial surcharge, because the sewer pipe in question is only 72 inches in diameter. No such rapid fluctuation had even been taken into consideration when the sewers were being designed.

More data became available during the 1971–72 rainfall season, providing much information about storms and sewer flow. For example, the degree of variability of rainfall over San Francisco is vividly illustrated by a study of 27 rainstorms recorded during that season. Of these 27, which occurred between November 1971 and April 1972, one entered the city from the north, nine

No dearth of data

The season just ending has been San Francisco's wettest since 1890, with a total of over 34 inches since July 1, 1972 (the normal is about 20). As a result, staffers in planning and studies have lots of data available for comparing the runoffs in different areas on a storm-by-storm basis, as described in this article. In fact, they have too much—it's coming in faster than they can analyze it, and every new storm puts them even farther behind.

The storms this year have confirmed the earlier finding that some parts of the city get substantially more rain than others. No startling discoveries—like the one about the surcharged sewers, which was found by accident—have been made. But staffers are writing a program to search the data base for anomalies that may show other unsuspected effects of heavy rain.

from the northwest, eight from the west, six from the southwest, two from the south and one from the southeast. None came from the northeast or east. Thus the dominant direction of storm travel is from west to east.

Further analysis of 24 of these 27 storms showed that the western part of the city received more rain than either the northeastern or southeastern section in 12 storms, while the northeastern area received the least rain in a different set of 12. Nine of these 12 coincided, and the excess rainfall in the western over the northeastern sector in those nine ranged from 6% to 112%.

These same 24 storms also provide a data base for the primary analysis effort to date—to define the runoff following a rain. In a relatively small drainage subdistrict, with a modified Symap program, the incident rainfall has been quantified and compared to the runoff measured by one level monitor. Initially the emphasis has been to determine the consistency in the runoff between storms traveling in the same direction—primarily to check on the method of quantification. When these techniques have been proven, and the significant parameters identified, the analysis will be expanded to cover other subdistricts.

The forecast

Eventually a predictive capability for real-time control will be developed. Once the response of the sewer system to rainfall inputs can be reliably and consistently predicted, then the control logic can be developed. This control logic will be tested on physical scale models of actual storage basins in the laboratory, using real data input obtained from recorded storms. Control mechanisms and new computer hardware and software will also be tested with these models, and later with full-size prototypes. Speed will probably be a much more important factor in the real-time control computer than in the present data acquisition computer.

While most of the elements incorporated in the San Francisco plan are not new, nowhere else have they been integrated into a single system. And in helping to make the plan a reality, minicomputers will play a crucial role. □

2K MOS RAMS

Clear your boards for action.


Try this in your sockets: our industry standard 2K MOS RAM, the 2548, delivers twice the bit storage in less than half the board space required by 1K RAMs. Just the cost/performance edge you're looking for, to give your competition a lot tougher run for the money.

Available now, volume-stocked and field-proven, with over two years of production and testing experience. Much easier to use than previous alternatives, the 2548 jazzes up capability while aggressively lowering system costs. 2K density in a single MOS RAM device gets you out of core memory.

TTL-MOS level shifters? The 2548 requires only

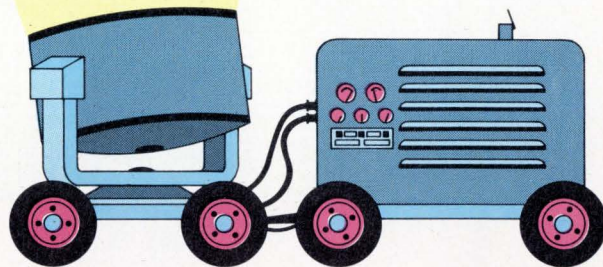
its real potential. That's Signetics' user-dedicated technology every time. Now it's a true 2K MOS RAM that goes you 1024 bits better than ever before.

Call, write, or wire us today for specs and quotes. And profit from our experience.



three—the usual 1K requires fourteen. Non-overlapping clocks simplify design and debugging. Fast access time gets processing moving at a livelier clip. Our 8T25 sense amp assures smooth conversion between your 2K MOS RAM and TTL.

Take the most dense RAM available, and unlock



Signetics-MOS
811 E. Arques Avenue
Sunnyvale, California 94086 (408) 739-7700

Please rush complete input on your new 2K MOS RAMs, and 8T25 sense amps.

Name

Title

Company

Address

City

State

Zip

Telephone

Signetics Corporation. A subsidiary of Corning Glass Works.

signetics

Ac power considerations in capacitor selection

by John Kropp
Mepco/Electra, Inc., a North American Phillips Co., Morristown, N.J.

There are as many different ways of calculating power dissipation in a capacitor as there are ways to use a capacitor. The dissipation due to an impressed ac voltage is often overlooked or considered negligible, resulting in capacitor degradation, excessive heating, and early failure. The ac voltage capability of a capacitor is quite different from its dc rating and is a function of its construction. Fortunately, dissipation due to dc leakage adds to dissipation due to ac components, permitting them to be calculated separately and superimposed.

Film capacitors are rated in terms of a frequency-dependent equivalent series RC product, which is labeled

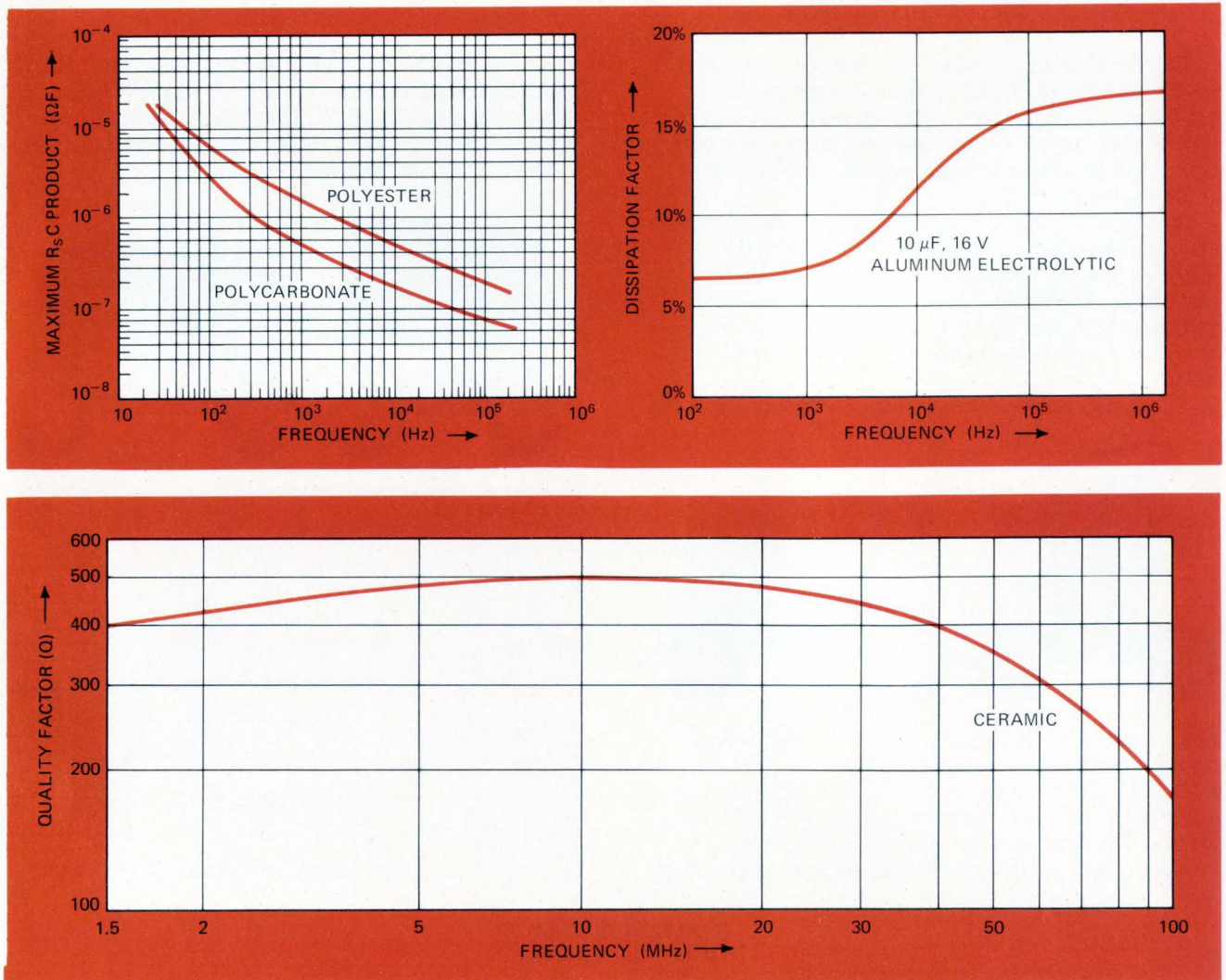
the R_sC product. And since nonsinusoidal waveforms can be broken down into their harmonic components, the dissipation of each significant component can then be calculated separately and added arithmetically to obtain a conservative estimate of power dissipation.

Ceramic capacitors are rated in terms of Q (quality factor) or its inverse, the dissipation factor, from which the R_sC product can be computed. The equivalent series resistance of electrolytic capacitors can be found similarly, but this is rarely necessary since ripple current ratings for electrolytics are generally specified.

The limitation on power dissipation is, of course, the maximum temperature the capacitor can tolerate. This is, in turn, a function of the internal structure and case size, which determines the surface area available for dissipating the power. The approximate relationship (assuming free-air convection around the entire surface) between surface area and temperature rise above ambient is:

$$T_{\text{rise}} = 133(P/A)^{\circ}\text{C}$$

where P is the dissipation expressed in watts, and A is



the surface area of the case expressed in square inches.

The typical frequency curves show how the maximum $R_S C$ product varies with frequency for polycarbonate and polyester film capacitors, how Q varies with frequency for ceramic capacitors, and how dissipation factor varies with frequency for electrolytic capacitors. For film capacitors, the temperature curves illustrate how the maximum permissible power dissipation is related to ambient temperature for various capacitor sizes. The table associated with each temperature graph gives approximate capacitor dimensions. The Group A plots are representative of Mepco/Electra series C280A/C280M units, Group B plots represent series C280M units, and Group C plots represent series C281 units.

A sample power computation will show how to use the graphs. Suppose a polycarbonate capacitor of 0.33 microfarad must handle an impressed voltage (V_{ac}) of 180 volts at a frequency (ω) of 1 kilohertz in an ambient

temperature of 50°C. Since the power dissipated is:

$$P = I^2 R_S$$

and:

$$I = V_{ac} \omega C$$

then:

$$P = R_S V_{ac}^2 \omega^2 C^2$$

or:

$$P = (R_S C) V_{ac}^2 \omega^2 C$$

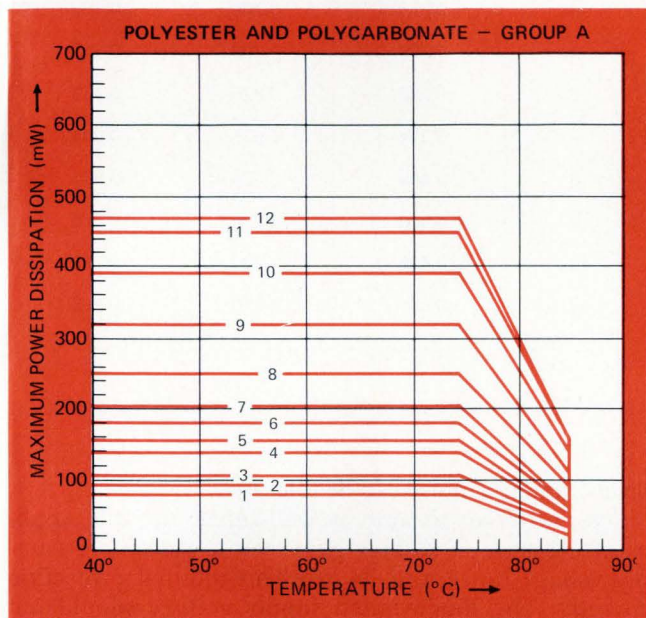
The film capacitor frequency curves indicate that the $R_S C$ product is $5 \times 10^{-7} \Omega F$. Substituting for this product and for the capacitor's operating conditions in the last equation yields:

$$P = (5 \times 10^{-7})(0.33 \times 10^{-6})(2\pi \times 1,000)(180)^2$$

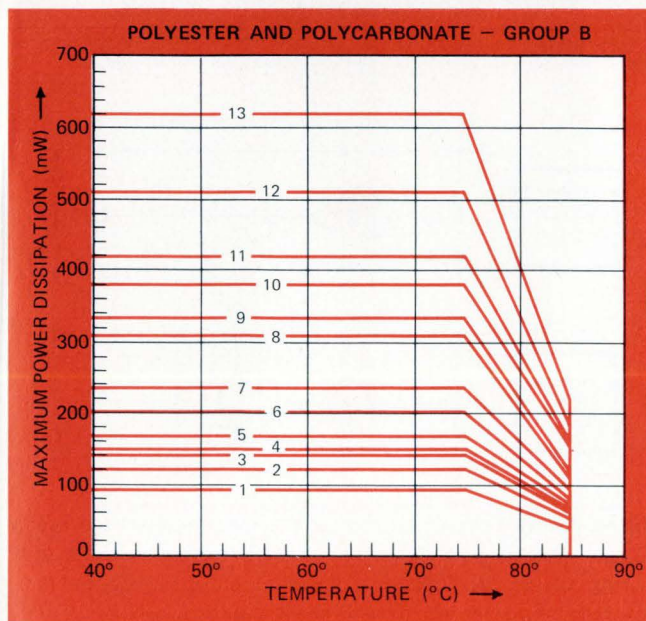
$$P = 0.214 \text{ w}$$

If the Group A capacitors are chosen, those with curve numbers of 8 to 12 can be used at 50°C, and the minimum size capacitor is 0.374 by 0.8666 by 0.571 inch.

When curves for maximum power dissipation versus ambient temperature are not given for a capacitor, the



GROUP A - DIMENSIONS			
Curve	Thickness (in.)	Width (in.)	Height (in.)
1	0.157	0.492	0.354
2	0.197	0.492	0.394
3	0.236	0.492	0.433
4	0.236	0.689	0.433
5	0.276	0.689	0.472
6	0.256	0.886	0.453
7	0.295	0.886	0.492
8	0.374	0.886	0.571
9	0.374	1.18	0.571
10	0.394	1.18	0.709
11	0.472	1.18	0.787
12	0.492	1.18	0.807

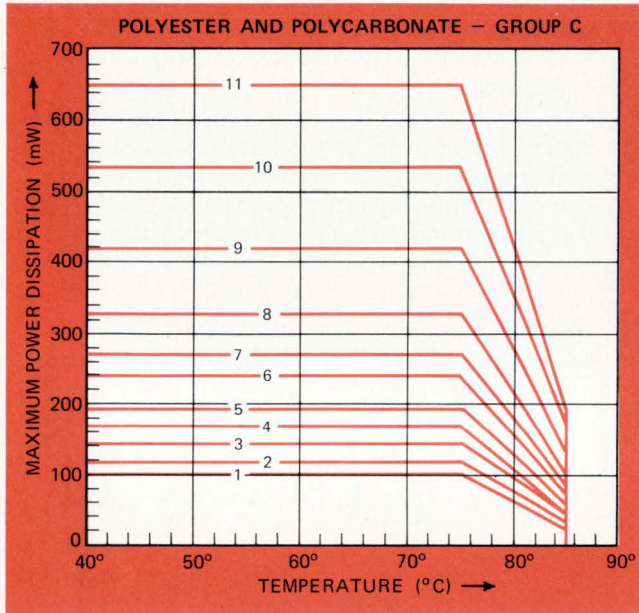


GROUP B - DIMENSIONS			
Curve	Thickness (in.)	Width (in.)	Height (in.)
1	0.177	0.512	0.394
2	0.197	0.512	0.433
3	0.236	0.512	0.473
4	0.197	0.689	0.433
5	0.236	0.689	0.453
6	0.276	0.689	0.512
7	0.335	0.689	0.571
8	0.256	1.024	0.611
9	0.295	1.024	0.650
10	0.335	1.024	0.709
11	0.374	1.024	0.749
12	0.433	1.182	0.768
13	0.531	1.182	0.867

power dissipation must be limited to a value that will not cause the capacitor's internal temperature to rise above its maximum rated value. Some conservative estimates for this maximum internal hot-spot temperature are: 100°C for ceramic plate capacitors, polycarbonate capacitors, polyester foil capacitors, and metalized polyester capacitors, 125°C for solid electrolytic capacitors, and 90°C for conventional aluminum electrolytics.

Other factors can also limit the level of the applied ac voltage. For example, in film capacitors, the maximum

ac voltage rating at line frequency must be respected at all frequencies since it is determined by dielectric strength, not power dissipation. Similarly, some capacitors are rated for voltage steepness, a rating that must be respected, regardless of waveform or dissipation. (Voltage transients in the order of 20 to 50 volts/microsecond can cause dielectric breakdown in metalized film capacitors.) Finally, if a capacitor current rating is given, it must also be observed, no matter what the result of other calculations. □



GROUP C - DIMENSIONS			
Curve	Thickness (in.)	Length (in.)	Height (in.)
1	0.185	0.571	0.342
2	0.216	0.571	0.370
3	0.256	0.571	0.409
4	0.256	0.709	0.409
5	0.299	0.709	0.453
6	0.299	0.925	0.453
7	0.342	0.925	0.504
8	0.409	0.925	0.567
9	0.409	1.220	0.575
10	0.488	1.220	0.768
11	0.591	1.220	0.866

General-purpose op amp forms active voltage divider

by Peter Church
Parsec Laboratory, St. Thomas, U.S. Virgin Islands

The everyday 741-type operational amplifier easily transforms a single-ended power supply into a dual supply.

For less than \$1, the active voltage divider of (a) can be built. It is useful for powering circuits that require a balanced supply with a ground, but draw only a little current through the ground line. The output-voltage ratio, V_1/V_2 , is determined by resistors R_1 and R_2 :

$$V_1/V_2 = R_1/R_2$$

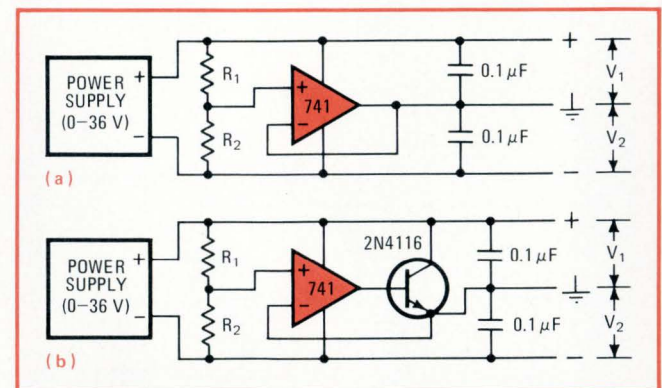
This ratio can be kept fixed or made adjustable by using potentiometers as resistors R_1 and R_2 . More current, up to 1 ampere, can be handled by the active divider by adding a heat-sinked pass transistor, as shown in (b).

For breadboarding, either divider configuration (a) or (b) simply may be included as part of the circuit being laid out. The 0.1-microfarad capacitors in divider (a) can be removed if no fast transients will be encountered in the circuit to be powered, provided that the op amp's

level of internal noise can be tolerated.

The 741-type op amp is well-suited for this application because of its high gain over a wide power-supply voltage range and its excellent internal protection circuitry. The single-ended supply voltage should not exceed the op-amp's 36-volt input supply range. □

Engineer's Notebook is a regular feature in Electronics. We invite readers to submit original design, applications, and measurement ideas. We'll pay \$50 for each item published.



Active divider. Ordinary op amp (a) changes single-voltage supply to dual-voltage supply. Resistance ratio (R_1/R_2) determines output-voltage ratio (V_1/V_2). Additional output current is made available by following the op amp with a pass transistor, as shown in (b).

Transmission-line analysis gets computer aid

Computer-aided design programs are finally becoming available for transmission-line circuit analysis—a major design tool that's important because almost any circuit can be reduced to a transmission line. Besides its power and microwave applications, transmission-line analysis is **essential for high-frequency logic circuits that use ECL and Schottky-TTL**: at megahertz data rates, the tiny metal interconnects on a chip must be regarded as transmission lines.

Aedcap, a general-purpose circuit analysis program, now includes transmission-line models (see p. 153). Also, a newly released program called **Nacap**, written by the Nanodyne Corp. in Sudbury, Mass., employs transmission-line analysis as a computational tool.

A FET makes an excellent rf switch

For switching high-frequency signals, designers of rf circuits are finding that some of the analog FET switches now on the market make a good alternative to p-i-n diodes or electromechanical devices. FET switches are available that **can switch wideband (to 100 MHz) signals at rf levels with excellent off isolation and low insertion loss**—and they do it directly from 5-volt TTL levels without external circuitry. Check out Siliconix's DG 181/191 family of n-channel JFETs with MOS bipolar drivers.

How to get power and voltage stability from rf transistors

To compensate for variations in rf-transistor temperature at high power levels and maintain high efficiency at the same time, **use the collector resistance of a second transistor in series with the load**. This has the virtue of increasing voltage stability without degrading power efficiency because now **the desired increase in load resistance has been achieved with only a small voltage drop** across the load transistor's collector-emitter junction (V_{ce}). An ordinary resistor would maintain stability but produce a large IR drop (see p. 102).

Falling behind? Study at home

If you are worried that the good jobs are passing you by because your old college courses left you unprepared for today's technology, look into the IEEE home study program. Prepared by Britain's IEE, courses are available in this country in **field-effect transistors, pulse-code modulation, digital instrumentation, and modern control and processing theory**. On a post-graduate level, the program is aimed at the graduate engineer, and each student is assigned an individual instructor with whom he communicates. Cost is \$75 per course, culminating in a certificate of completion. Write: Education Registrar, IEEE, 345 E. 47th St., New York, N.Y. 10017.

The packaged breadboard

For keeping your breadboard circuits from looking like rats' nests, consider the neat, packaged breadboard kit available from E&L Instruments. It contains a 5-volt power supply, a four-frequency clock generator, lamps, positive and momentary switches, and a socket system that is capable of holding dozens of ICs and passive components. Ask for Digi Designer from E&L Instruments Inc., 61 First Street, Derby, Conn. 06418.

Both end user and engineer are targets of first National Computer Conference

At the June conference in New York, which replaces AFIPS' spring and fall meetings, the scope of the exhibits and technical program has been expanded in hopes of attracting a record attendance

by Alfred Rosenblatt, *New York bureau manager*

□ It will be "a complete department store of computer equipment," declares Gerard L. (Jerry) Van Dijk, conference manager of the 1973 National Computer Conference and Exposition. And just as in a department store, the equipment may be sporting price tags—to Van Dijk, "the biggest innovation" to hit a technical conference in the last 20 years.

Altogether, the first National Computer Conference, to be sponsored June 4–8 at the New York Coliseum by the American Federation of Information Processing Societies Inc. (AFIPS), is shaping up to be a complete sell-out, predicts the show's management confidently. Some 70,000 square feet of space will be occupied by 250 companies displaying their wares in 700 exhibit booths. Some of the big mainframe houses like IBM and Control Data Corp. are also back after having abandoned AFIPS' conferences round about the beginning of the recent recession.

Attendance will set an AFIPS record, topping 30,000, predicts Van Dijk. And to make things more comfortable for everybody, he is covering the entire exhibit area with plush, red carpet. By way of comparison, the IEEE's annual meeting at the Coliseum in March attracted 25,000 people, 226 exhibitors, and occupied but 43,000 square feet of bare floor.

What is attracting the exhibitors to the NCC? It isn't simply the upturn in the economy, says Van Dijk. "For the first time we're also making the conference relevant to the computer user," he declares.

This has been accomplished by expanding the technical program and attracting just about every kind of hardware and software supplier to the Coliseum, he continues. From mainframe, peripheral, and communications-equipment manufacturers to systems houses and maintenance and service companies, "the computer user is not going to miss a thing."

The conference's management has expanded its definition of the type of person it wants to attract. The term "end user" no longer refers just to the manager of a data processing installation, but also includes the executive who would be the one to benefit from having a computer-based system installed in his business operation. Accordingly, the 1973 NCC is appealing in the promotional mailings that solicit attendance, as well as in its program and exhibits, to the upper level of management, which is concerned less with the computer itself than with what the total system can do. "I'm after people like the marketing manager at a tobacco company, the president of a department store, or the circulation manager at a magazine," Van Dijk explains.

"The data processing manager may select a computer system, but he too often has to sell the need for a machine upwards within his company," he continues. "And this may be difficult, if not suspect, in the eyes of a management not attuned to a computer system's benefits."

The goal of the AFIPS conference is to "get that buyer there, that creator of computer usage, so that he's going to say, 'Buy one of them,'" Van Dijk concludes.

In the past, the exhibits at the AFIPS were oriented too much to those building the computer-system hardware, Van Dijk continues. "The electronics engineers took over," he laments, with companies exhibiting components like cores and knobs and switches. Such companies are apparently dropping out this year.

Another long-term plus for AFIPS' new national conference, a good many agree, is the decision to substitute a single show for the two Joint Computer Conferences it had sponsored for 20 years in the fall and spring. The spring show was held in the northeast, often in Atlantic City, and the fall show was held in a city out West.

But things began turn-

1973 NATIONAL COMPUTER CONFERENCE

June 4–8, New York Coliseum, New York City.

Sponsored by the 13-member American Federation of Information Processing Societies Inc. (AFIPS).

Technical program and exhibits take place throughout the five days of the conference.

Exhibit hours:	Monday	12 noon – 8 p.m.
	Tuesday–Thursday	10 a.m. – 6 p.m.
	Friday	9 a.m. – 12 noon

Registration is available either for the total conference—program plus exhibits—or for exhibits only. Prices range from \$5 for a one-day exhibits pass to \$60 for the whole works.

ing sour for the two traditional shows after the fall meeting in 1969. CDC became the first large-scale main-frame manufacturer to drop out of the joint conferences, according to Tom Johnston, manager of exhibits and special promotions for Control Data Corp. Other companies dropped out, too, so that the conferences came to resemble shadows of their former selves. Only 14,000 came to the 1972 spring show in Atlantic City, down precipitously from the peak attendance of 30,000 in Boston in the spring of 1969.

"We didn't feel we were getting our money's worth participating in two similar computer conferences," says CDC's Johnston. Adds Roy Gould, exhibits manager for Digital Equipment Corp.: "The load of a twice-a-year show on many exhibitors was just too great."

Many also felt attendance at the joint conferences lagged because of their locations, often away from major population centers where computers are heavily used. Reacting to such criticism, AFIPS is now shifting its annual conferences from New York this year to Chicago in May, 1974, and to a metropolitan area yet to be chosen out in the West in 1975. Then the plan is to go back into New York again. Still, though the move to a once-a-year show in major cities seems generally well received, many exhibitors are waiting to see how the first one turns out before committing themselves to Chicago.

The decision to allow prices to be posted—"discreetly," cautions Van Dijk—is also likely to be popular. "We exhibit our products to sell them, don't we?" asks a spokesman at one peripherals supplier. But a man at minicomputer maker Interdata Corp. is less certain of the value. "Hardware prices are only part of a system's total cost," he points out.

The technical program

As for the technical program at the NCC, it will consist of 103 sessions, panel discussions, and seminars—a number that the conference's general chairman, Harvey L. Garner of the University of Pennsylvania, terms "unprecedented." Generally, the joint AFIPS conferences had only a quarter to a third this number, points out AFIPS' communications director, Tom White. Many of the sessions will include not just the formal presentation of papers but also panel discussions and opinions from expert commentators.

Giving evidence of the shift in focus toward the end user, the methods and applications section will have 37 out of the 103 sessions. At the spring conference a year ago, "you would have been hard pressed to pull out five papers of interest to the user," observes White. But the science and technology section still dominates with 56 sessions. There are also five sessions of broad interest to management and five devoted to computer arts.

The 56 sessions in the science and technology portion of the program will include about 110 papers and almost 400 participants. And for the first time, a computer conference contains at least one session organized by each of AFIPS' 13 constituent societies.

Computer architecture and hardware is one of the major areas of concentration. Several new hardware developments reflecting on computer architecture are to be discussed during the session, "Advanced Hardware." Included are papers dealing with optical inter-

connections, the new feasibility of distributed processing systems that's due to the development of the computer-on-a-chip, and methods of tuning special-purpose hardware, or firmware, to an application with the help of a high-level language like Algol.

The session called "The Growing Potential of Mini/Small Systems" will review new techniques and applications for small systems, particularly those made possible through microcoding. Associative hardware devices will be the subject of "Associative Processors," with emphasis on their application to data management.


A session on "Storage Systems" includes papers on hierarchy and virtual systems, while military needs are addressed in "What's Different About Tactical Military Computer Systems." And finally, the architectural implications of virtual machine systems, as well as performance and applications aspects, will be discussed at the session, "Virtual Machines."

Another important group of sessions at NCC deals with communications networking and terminals. Both the economic and technical viability of computer networks are to be treated in "Network Computers: Economic Considerations—Problems and Solutions." And in a session organized by the American Institute of Aeronautics and Astronautics, "Data Communications Via Satellite," the burgeoning area of commercial data communications by satellite will be discussed. A related session, "Satellite Packet Communications," will examine techniques for using a single wideband satellite channel in a multi-access broadcast mode by transmitting addressed data packets from many ground stations. "Intelligent Terminals" will concern the division of labor between terminals and central computer, as well as the limitation of power inherent in such terminals.

Pattern recognition gets its share of attention with two sessions. One, "Ingredients of Pattern Recognition," discusses a device for inputting pictorial information into a computer, and advanced techniques for recognition. The other covers "Applications of Pattern Recognition," in medical diagnosis, character recognition, aircraft control, and screening of large masses of data.

Another important subject area is data-base manage-

Conference manager Gerard Van Dijk says, "The computer user will not miss a thing" at the first National Computer Conference.





AFIPS' communications director Tom White declares there are more technical sessions than ever before for the end user.

ment. At a session on "Trends in Data Base Management" papers will discuss specialized processors, relational data bases, a technique for data-base sharing, and an algorithm for optimal distribution of data within a computer network. The session on "Performance Evaluation" will be concerned with measuring the performance of computer and teleprocessing systems according to economic and human criteria. And in the area of data security, sessions are devoted to an "Interim Report from the IBM Data Security Study Sites," "Data Security in Government," and "Secure Data Systems."

Finally, there will be sessions on computer graphics, computers in education, simulation and process control, and software.

For the end user

Appealing to the end user, the methods and applications portion of the program falls into four sections: computer applications in industry, Government, and merchandising, and installation management.

Four of the six industry-oriented sessions are devoted to the use of the computer in the manufacture and operation of the automobile. Looking furthest down the road is a session, "Onboard Computers for Automobiles," at which papers to be presented include one by an IBM spokesman, "Automobiles and Computer Architecture," and one by a man from Ford Motor Co., "Tradeoff Considerations for Automotive Computers." Another session involved with projecting future applications is "Off Vehicle Diagnostics," which contains papers describing how computers are used to diagnose malfunctions and assist in tune-ups. A session dealing with "Computers in Automotive Design and Manufacturing" pays close attention to how minicomputers have invaded the auto plants. Capping the discussion of the automotive industry will be a luncheon address by Edward N. Cole, president and chief operating officer of General Motors Corp., and a session, "Automobiles, Computers and the Consumer," dealing with the impact of computers in terms of consumerism, safety, and emission control.

Still in the industry category, "Manufacturing Automation" will touch on the hardware and software available today for computer control of manufacturing, as well as on the shortcomings of existing systems. Another session looks at computers applied to publishing.

Seven sessions concentrate on data processing within various Federal, state and local agencies. "Computers in the Elective Process" will debate the pros and cons of



General chairman Harvey L. Garner, of the University of Pennsylvania, calls the size of the technical program "unprecedented."

computers in political solicitation and campaigning, and in the vote-counting process, and will concern the scope of such use and the possibilities of fraud.

Other sessions include "Five Year Master Plans for Computers in State Government," discussing approaches to plans in three sizable states—Texas, Illinois, and Michigan; a panel discussion on "Computer Operations of State Agencies and Universities," which deals with the sharing of computer systems; "Urban Services" which deals with such things as the application of computers to housing and welfare policies in New York City, traffic control, and deployment of police and fire fighters, and "Computers in the Congress," which will attract as speakers the data processing managers of both the Senate and the House of Representatives.

The three sessions about merchandising include discussion of "Point-of-Sale Systems" and "Data Processing Directions in the Retail Industry." The sessions on installation management stress discussions of cost effective operation. "Economics and Remote Terminals" tries to show how installation costs can be cut as a result of strategic use of remote operations and communications. At least three sessions deal with confidentiality, security and privacy with respect to data processing systems, and one of them, "Four Major Reports on Privacy and Computers" will present a quartette of recent national studies. Protection against data errors or losses is handled in "Data Integrity." In addition, a separate one and a half day seminar will be held on "Managing the Impact of Generalized Data Bases."

Software design and marketing is treated in "Development of Generalized Software Products" and in "Status and Future of Software Products Worldwide," and so is its legal status in "Legal Protection for Software." Also touching on legal matters is "Regulation of the Computer/Communications Industry."

Other sessions worth noting include "Voice Answerback Comes of Age," reflecting the increasing use of voice answerback with computer systems, "Metrication," dealing with how the computer is being applied to metric system conversion, and "Reliability for Integration into Human Affairs," which is concerned with real-time computer systems in such areas as health care, air and surface traffic control, criminal systems, and credit systems. □



For the really tough applications, OEM's like VIDAR choose HP.

How do you record millions of telephone calls daily, process this data, and bill millions of customers monthly — without any errors? The VITEL division of VIDAR tackled this problem and solved it with their unique new telephone message metering system.

To record the raw data, VIDAR needed a magnetic tape drive with proven reliability at a competitive price. That's why VIDAR chose HP's 7970E Tape Drive. They needed the best of both worlds and knew that HP quality was the result of 33 years of experience in engineering and mass production techniques that lower costs and improve reliability.

The VITEL system records "one-shot" data at a telephone company central office to provide accurate usage

information. For instance, one system in a major metropolitan area handles 3.6 million telephones in over 100 offices. The system replaces mechanical message registers to bring a new level of accuracy to customer billing procedures.

But OEM's like VITEL want — and need — more than rugged construction, reliable performance, and competitive pricing.

They want a broad range of data rates. Like 200,556,800 cpi NRZI, or 1600 cpi phase-encoded recording that's ANSI/IBM compatible. And flexibility, like 7 and 9 track, multi-density, NRZI and PE; all in one read-only tape drive.

Plus OEM Specials. Like 50-Hz 230-volt operation. Or personalized labels or logos. Even different paint on

the front panel. And how about OEM discounts, and a one-page OEM agreement written in plain English.

For the full story call your local HP sales engineer or write: Hewlett-Packard, 1501 Page Mill Road, Palo Alto, California 94304; Europe: P. O. Box 85, CH-1217 Meyrin 2, Geneva, Switzerland; Japan: Yokogawa — Hewlett-Packard, 1-59-1, Yoyogi, Shibuya-ku, Tokyo, 151.

HEWLETT  **PACKARD**

22231

Now that the world has flipped over our OEM Model 74, can we make them fast enough?



When we introduced our Model 74 in 1972, we knew we had a great little OEM minicomputer.

We just didn't know how great.

We knew a lot of OEMs would like the hardware multiply/divide, 16 general registers and directly addressable 8KB core — expandable to 64KB. But we didn't know so many OEMs would beat down our door to sign up for it within the first 6 months.

What you need is what you get.

We had an idea that the 80-nanosecond solid-state Read-Only-Memory and the multiplexor providing an I/O system for communicating with up to 255 peripheral-oriented device controllers would turn on a lot of OEMs. But who would've guessed we'd have the big machine tool manufacturers, electronics companies, peripherals houses and controls companies standing in line for it?

The \$3600* OEM Model 74.

We were pretty sure a lot of OEMs would appreciate the upward compatibility of the Model 74 and our Mix and Match discount schedule, which gives cumulative credit for all machines bought, regardless of model. But we never even dreamed we'd have to tell our manufacturing people to make them by the bushel to keep our 30-day delivery schedule.

Maybe it's the \$3600 price.

Maybe it's the no-frills design.

Maybe it's just the way it does so many jobs so well.

Whatever it is, we'll keep making them just as fast as our OEM customers want them.

The more the merrier.

INTERDATA®

2 Crescent Place, Oceanport, New Jersey 07757 (201) 229-4040. Denver — (303) 758-0474. Boston — (617) 890-0557. Chicago — (312) 437-5120. Dallas — (214) 238-9565. Detroit — (313) 356-5515. Houston — (713) 783-1830. Los Angeles — (213) 640-0451. Orlando — (305) 851-6962. Palo Alto — (415) 969-1180. Philadelphia — (215) 436-5579. Washington — (703) 525-4806. Toronto — (416) 678-1500. United Kingdom — Uxbridge 52441. Sydney — NSW 439-4155. West Germany — 0811/8543887. Tokyo — 270-7711.

*Basic 8KB Model 74 list.
With OEM discount, quantity of 61 — \$2,160.

Circle 128 on reader service card

Exhibits at computer show to hard-sell managers of industries

In common with all areas of electronics technology, the computer segment is moving aggressively into virtually every type of industrial activity. This will be very evident at the National Computer Conference, to be held June 4-8 at the New York Coliseum. Following are some of the significant products to be introduced. Others are in the section starting on page 153.

No-refresh display holds full printout page

In two computer-graphics terminals, the displays will hold, without memory refresh, a full computer-printout page, a complex circuit diagram, or a large map.

Built by the Information Display Products division of Tektronix Inc., the models 4014 and 4015 interactive terminals provide all the hardware and software features of the company's 4010 display family, plus new ones made practical by development of a direct-view storage cathode-ray tube with a screen size of 11 by 15 inches. The 19-inch diagonal measurement gives the new tube about four times the display area of earlier Tektronix storage terminals.

The earlier models in the family display 35 lines of 72 characters and plot graphics in a vector mode on a matrix of 1,024 by 1,024 addressable points. In a line-printer format, the new types display 64 lines of 132 characters and, with the graphics resolution extended by a discrete plotting option, will generate graphics displays with 12-bit resolution. That resolution gives a matrix of 4,096 by 4,096 points. As in the previous systems, graphics inputs are made with cursor cross-hair controls.


Three other page formats are provided by the new models: 121 characters by 58 lines; 74 characters by 35 lines (compatible with the 4010-family format); and 81 characters by 38 lines, with a computer addressable scratchpad area (compatible with the model 4002A terminal). Sizes of the 7-by-9 dot-matrix characters are proportioned to the display format used.

Like the model 4012, the model 4014 generates a set of Ascii uppercase and lower-case characters. And the 4015 has both Ascii and APL character sets (A Programming Language originated by IBM). The model 4015's keyboard is optimized

for APL entries. Tektronix 4010-family software packages include, besides APL graphics routines, software for terminal control and packages that allow the terminals to be used with minicomputers, IBM 360 and 370 systems, and time-shared computer services.

According to Robert Peterson, marketing program manager for computer terminal products, the new displays are not only the first to be large enough to allow a full magazine page to be set up by a computer-controlled typesetting system, but they will also make more efficient such new techniques as geocoding and entry of geophysical data from map displays. Geocoding is used, for example, to enter into a data processing system code words for the location of gas mains, street lights, and other map details. With the 19-inch displays, details on large maps can be entered on the new display with the cursor inputs.

Also, Peterson says, the models 4014 and 4015 will make it easier to design complex integrated circuits and printed-circuit boards with computers. "People in these fields have been telling us for years that they need larger displays," he re-



New products

marks, referring to CAD jobs.

The new tube is a single-gun CRT with a directed beam. The beam scans in an analog vector mode to display graphics and in a digital mode to display characters and to

scan the display in the computer-entry mode. Data may be stored indefinitely on the screen. However, Tektronix recommends the display be erased after an hour to prevent stationary images from being per-

manently retained by the phosphors on the screen.

The 4014 is priced at \$8,450, and the 4015 at \$8,950.

Tektronix Inc., P.O. Box 500, Beaverton, Ore. 97005 [341]

Bare-bones and stand-alone microcomputers to bow

Some 30 companies have gone into business designing, programing, and packaging microcomputers with the MOS LSI chip sets that Intel Corp. introduced in 1971 and 1972 [*Electronics*, March 1, p. 63]. Now, Intel is jumping on the bandwagon it created. At the National Computer Conference, Intel will offer two microcomputers—the Intellec 4 and 8—that are comparable to minicomputers, except that they are slower and less costly.

Unlike the IMP-16C microprocessor cards that National Semiconductor Corp. introduced last month [*Electronics*, April 12, p. 42], the Intellects are completely assembled, down to the cooling fans in the chassis. They will be sold in two versions that can be expanded by modules: "bare-bones" chassis-mounted computers that plug into host systems, and stand-alone table-top models with cabinets, control panels, and power supplies. Intel is also planning big-board variations for equipment manufacturers.

The Intellec 4, aimed primarily at system-control markets, features a large input-output structure. It handles 12 to 64 I/O channels through interface cards compatible with transistor-transistor logic. The memory, also expandable by modules, stores up to 5 kilobytes (eight-bit words) of instructions and up to

2,560 four-bit data words. Basic programs go into read-only memories on the processor card. Data and additional programs are stored in random-access memories. The mainframe, controlled by a set of 45 instructions, processes either decimal or binary words at a cycle time of 10.8 microseconds.

The Intellec 8 is a more powerful system with a 48-instruction set. It processes eight-bit bytes in 12.5 microseconds. The basic add and subtract routines take 40 μ s. From 4 kilobytes to 16 kilobytes of programs and data, stored in read-only or random-access memories, can be addressed directly by the processor, which also handles real-time interrupts and runs from 12 to 32 I/O channels at a rate of 12,500 bytes per second under program control.

Both computers have monitor programs stored in ROMs and assembler software that can be loaded into the RAMs from tape. Once the monitor starts the system and loads the RAMs, the processors are controllable through teletypewriter channels. Software-development packages that will run on general-purpose computers are also available. They include assemblers and simulators for the Intellec 4 and assemblers, simulators, compilers, and a text editor for the Intellec 8.

Henry Smith, microcomputer sys-

tems manager, expects the basic Intellec 8 system to cost about \$1,500, and \$2,000 when packaged. The Intellec 4 will cost less. In cabinets, the computers weigh 30 pounds and measure 7 by 12 by 17 inches.

The computers are backed up by development accessories, including breadboards with wire-wrapped socket mounts, programmable ROM modules, and a ROM pulse-programmer controlled by software. With these accessories and the Intellec control panels, an engineer can work up systems having custom programs and peripheral interfaces. The panel has controls for debugging and programmer operation.

Conceptually, the development aids are similar to the hardware simulators and programmers that Intel supplies to chip-set buyers. In fact, Phil Tai, microcomputer engineering manager, says the simulators were the forerunners of the Intellec computers.

Intel discovered to its surprise last year, Tai recalls, that simulator-card sales were rapidly mounting into the \$1 million-a-year range. Customers making one-of-a-kind systems and those that needed only a few microcomputers were using programmed simulators, rather than buying and assembling chip sets.

Intel Corp., 3065 Bowers Ave., Santa Clara, Calif. 95051 [342]

Printer/plotter is designed for minicomputers

Convinced that the minicomputer market needs lower-priced peripheral equipment, Gould Data Systems has developed an electrostatic printer/plotter that has a unit price of \$7,600 for the hardware. Designated the Gould 5000, it prints al-


phanumeric data at 1,200 lines per minute and plots graphic material at 3 inches per second.

"Like other nonimpact printers," observes Peter A. Highberg, manager of printer products, "this unit operates quietly and requires min-

imum maintenance since it contains few moving parts." It offers minicomputer users extra flexibility, he adds.

The electronics for the 5000 is solid-state, has an 8-bit data path for input from the minicomputer,

FEEL OUR PULSE



THOMSON-CSF's new planar triodes give long, healthy life and reliable service in your radar and communication equipment.

Tube Type	Frequency MHz	Peak power output kW	Anode dissipation capability W	Peak anode voltage kV
TH 318	1500	40	700	6.2
6886	3000	15	250	6
TH 363	3000	8	100	8
TH 364	3000	8	100	8
TH 366	3000	2	350	3.5
TH 368	3000	8	100	8



THOMSON-CSF

THOMSON-CSF ELECTRON TUBES, INC. / 50 ROCKEFELLER PLAZA / NEW YORK, N.Y. 10020 / TEL. (212) 489.0400

France - THOMSON-CSF Groupement Tubes Electroniques / 8, rue Chasseloup-Laubat / 75737 PARIS CEDEX 15 / Tél. 566 70.04

Germany - THOMSON-CSF Elektronenröhren GmbH / Am Leonhardsbrunn 10 / 6 FRANKFURT/MAIN / Tél. 70 20.99

Italy - THOMSON-CSF Tubi Elettronici SRL / Viale degli Ammiragli 71 / ROMA / Tél. 638 14.58

Japan - THOMSON-CSF Japan K.K. / Kyoshp Building / 1-9-3 Hirakawa-cho / Chiyoda-ku / TOKYO / 〒 102 / Tel. (03) 264.6341

Sweden - THOMSON-CSF Elektronrör AB / Box 27080 / S 10251 STOCKHOLM 27 / Tél. (08) 22 58.15

United Kingdom - THOMSON-CSF Electronic Tubes Ltd / Bilton House, Uxbridge Road, Ealing / LONDON W 5 2TT / Tel. (01) 579 55.11 / Telex : 25 659

Circle 131 on reader service card

New products

and comes with a 64-Ascii-character, 7-by-9-dot matrix font. The printer/plotter generates 132 characters per line and has a resolution of 100 dots per inch vertically and horizontally.

A full 96-character, 7-by-9-dot matrix font with upper and lower cases and a 128-character, 7-by-9-dot matrix font are available as options.

Computer printout is on 11-inch-wide coated paper. In the course of traveling through the printer/plotter, the paper first of all be-

comes electrically charged with invisible images, then is dowsed with fluid toner, which adheres to the charged areas, and finally emerges dry from the machine with the images visible.

The Gould 5000 has a 1,000-sheet fanfold paper-handling capacity. It will accept 400 feet of paper rolled on a three-inch internal diameter core.

A six-button control panel is recessed at the top of the unit, which comes in a floor-cabinet model 28 inches wide, 18 in. deep, and 39 in.



high. Weight of the Gould 5000 is 195 pounds.

Printer and plotting software packages, as well as interface hardware packages, are available for most minicomputer systems

Gould Data Systems, 20 Ossipee Rd., Newton Upper Falls, Mass. 02164 [343]

Plug-in processor speeds computer arithmetic

The prototype of a plug-in processor, which makes the Nova computer line multiply 10 times faster and divide 20 times faster, will be shown for the first time at the National Computer Conference by Floating Point Systems of Portland, Ore. The firm also will show a prototype of a floating point processor that's compatible with the Nova line.

The first processor will sell for \$3,000. It includes 16 Boolean functions, n-bit shift, double-precision floating-point-compatible instructions, and high speed. The processor, a plug-in, fits on two standard-size cards and can be retrofitted in

the field—no backplane wiring is required, says company president C. Norman Winningstad. He says the processor "doesn't fit everyone's needs," but is most advantageous for the business office that demands accuracy in nine-digit figures, for example. Winningstad attributes the high speed to hardware rather than software, pointing out that not only are multiplication and division much faster, but the processor also performs addition and subtraction. The processor's instructions are microcoded in the card, and it can handle up to 64 bits.

The second new product—a floating-point processor for the Nova—is

aimed at the scientific user. The \$3,500 processor adds, subtracts, divides, multiplies, and is fixed-point- and floating-point-compatible with the Nova software set. The processor works with Fortran Four and Five, notes Winningstad. The set plugs in on two boards and provides double-integer multiplication and division which, he says, "avoids scaling errors." The processor is designed for large dynamic ranges, where the user moves orders of magnitude during a single computation. Delivery time is 90 days for both units.

Floating Point Systems, 3160 S.W. 87th St., Portland, Ore. 97225 [344]

Drum plotter completes IC mask in 6½ minutes

In the wide realm of graphic plotters, the special attraction of the drum plotter is its speed, and a new plotter from California Computer Products (Calcomp) offers what the company claims is the highest speed in its price range. The model 1036 drum plotter draws at 10.25 inches per second axial speed or 14.4 diagonal rate, and costs \$22,720. It can plot an IC mask in 6½ minutes, a job that took earlier Calcomp drum models anywhere from 18 minutes to as much as an hour and a half to complete.


Main applications for the plotter include automated drafting, com-

puter-aided design output, mapping and isometric drawings, and medical plots. The drum plotter is often used at test sites by checkout engineers.

A side consequence of a drum plotter's speed is a degree of inaccuracy—which is hardly surprising in view of the shrinkage and stretching in the 36-inch wide, 120-foot long paper roll it accepts. To reduce these problems, the new plotter includes a scale factor adjustment to compensate linearly for paper shrinkage. It's especially useful for the gridded paper normally used for IC-mask checking plots. Narrower

paper widths can also be used with optional drums.

The model 1036 includes three programable pens, since IC makers seem to prefer three colors to help



Celanex. It even sounds electrical.

For electrical-electronic applications, Celanex thermoplastic polyester performs small wonders. One reason is that glass-filled Celanex combines all the advantages of DAP, alkyds and phenolics. With none of their disadvantages.


The parts illustrated feature some other good reasons for choosing Celanex. In the Airpax slide switch (a), for example, Celanex SE-O grade combines excellent electrical properties with wear resistance, low coefficient of friction. And it received sole support approval from UL.

In the Permonite TV cathode ray tube socket (b), Celanex 3310 replaced polysulfone. Celanex withstands high voltage and high temperatures. Remains dimensionally stable. Replacing alkyds and nylons, Celanex combines fine electrical properties with fast

cycling and ease of molding in this high voltage contactor coil (c) by Essex International Controls Division, Inc. And the small grey TV tuner shaft (d) takes good advantage of another Celanex property—the lowest moisture absorption of any high-strength engineering plastic.

Celanex is also the high-strength insulating material for Magnum Electric Corporation's new, slimmer terminal strips (e). And Celanex's high dielectric strength assures an RMS breakdown voltage of more than 3,000 volts for the thin barriers between terminals. Celanex also contributes high arc track resistance and chemical inertness.


Plus all that, Celanex is one of the most processable plastics available. Molding is easier. Cycles faster. Which adds up to a very remarkable, performance-



boosting, cost-saving engineering resin. Get the facts on Celanex. And on Celcon and Celanese Nylons. Write Celanese Plastics Co., Dept. X-607, 550 Broad Street, Newark, N. J. 07102.


Celanese Plastics Company is a division of Celanese Corporation, Canadian Affiliate: Celanese Canada Ltd. Export: Amcel Co., Inc., and Pan Amcel Co., Inc., 522 Fifth Ave., New York 10036.

Celanex: the original thermoplastic polyester



Circle 133 on reader service card

Time coding can be simpler than you think



Systron-Donner can help you cut through the profusion of time code formats and equipment—to the selection of the right format and the right equipment for the job.

Our new 90-page handbook will guide you to the best technique for your application, and enable you to select appropriate equipment from the comprehensive line offered by Systron-Donner.

Systron-Donner equipment ranges from compact time code generator/readers costing as little as \$1495, through portable battery-powered generators for field use, to high-precision generator/readers with automatic tape search.

Send for handbook sample.



Send for free copy of "Selecting time code format," Chapter 3 of our new 90-page, illustrated handbook on time coding techniques. Complete handbook: \$3.00.

SYSTRON  **DONNER**

Data Products Division,
Systron-Donner Corporation,
10 Systron Dr.,
Concord, Calif. 94518.
Phone (415) 682-6161.

New products

distinguish the layers, and map makers often use three line widths for variation. Either pressure-flow ballpoint pens or liquid ink can be used at full speed.

Operation is digital, with minimum step size of 2 mils (or 0.05 millimeter in the metric model). Plot area is 33 in. by 120 ft.

Most machines are expected to be

sold to end users, who will typically combine the 1036 with a model 915 controller. Input is from standard magnetic tape prepared offline, but the system can also be used with a minicomputer or on-line to a large-scale computer. It operates from common supply voltages.

California Computer Products Inc., 2411 W. La Palma, Anaheim, Calif. 92801. [345]

Printer is versatile

True printers with both upper- and lower-case character fonts can cost twice as much as printers with only upper-case fonts, says Printer Technology Inc., but typewriters priced competitively with upper-case printers are comparatively slow, operating at 10 to 15 characters per second. With the introduction of the Printec 100-A, a low-priced, upper/lower-case serial impact printer, Printer Technology hopes to fill the gap.

Priced at \$2,800 in single units, the 100-A uses a 96-character font and prints 70 characters per second from the company's multiple-split helix wheel. The wheel contains two full character sets and four associated hammers. Throughput is 26

lines per minute for 132 column lines, and 44 lines per minute for 72-column lines.

The Printec-100-A includes a two-channel vertical format unit and an 8-bit Usascii interface. Optional interfaces include buffered bit serial, buffered bit parallel, and remote control. Printer Technology can provide a complete packaged interface to a PDP-11 or Nova for about \$4,000.

Applications include communications, word processing, text management, key-to-storage systems, preparation of CRT hard copy, and editorial and typesetting tasks.

Delivery time is 60 days.

Printer Technology, Inc., Sixth Road, Woburn, Mass. 01801 [346]

Disk system holds 50 megabits

Designed for main-memory extension, software storage, and similar applications, a compact single-disk drive is particularly suitable where low price and moderately fast access are required. It is also said to be designed for long-term reliability.

The series N from Wangco Inc. uses a single, nonremovable fixed disk in a package 5 1/4 inches high. Models 1211 and 1212 offer a capacity of 25 megabits, recording 2,200 bits per inch on 100 tracks per inch. The 1211 has a transfer rate of 1,562 kilobits per second, with a rotation speed of 1,500 rpm. The 1212 has a transfer rate of 2,500k/s, at 2,400 rpm.


The model N-2212 has a capacity of 50 megabits, with 2,200 bits/in.

on 200 tracks per inch. Transfer rate is 2,500k/s at 2,400 rpm.

Track-to-track access time for all models is 15 milliseconds, with an average of 70 ms. Recoverable error rate is a maximum of 1 in 10¹² bits. Nonrecoverable error rate is 1 in 10¹² bits.

The series-N is 5.25 in. high, 16.60 in. wide, and 22 in. deep. It weighs about 75 pounds with a built-in power supply.

Wangco Inc., 2400 Broadway, Santa Monica, Calif. 90494 [347]





**Announcing
the first fully loaded,
full autoranging 5-digit
multimeter to break the
\$1,000 barrier.**

For only \$995, the Cimron DMM-51 offers autoranging in all functions and all 24 ranges. Including 5 dc ranges, 5 dc ratio ranges, 4 ac/dc ratio ranges, 6 resistance ranges and 4 ac ranges.

If that's more than you need now, drop the ac and ohms converter and you drop the price to \$795. But you still get 1 microvolt sensitivity. Automatic input zeroing. And basic accuracy of .004%.

Stripped or loaded, the DMM-51 comes complete with such Cimron quality features as a rugged, all-metal case. Built-in calibration instructions and simple adjustments

Cimron DMM-51

that cut calibration time to 20 minutes. Plus the same great service network, the same comprehensive guarantee that back all our instruments.

For more facts on the DMM-51, write today. Or call 714/774-1010 for a demonstration. You'll know a winner when you see one. Cimron Instruments, Lear Siegler, Inc., 714 North Brookhurst, Anaheim, California 92803.



LEAR SIEGLER, INC.

ELECTRONIC INSTRUMENTATION DIVISION
CIMRON INSTRUMENTS

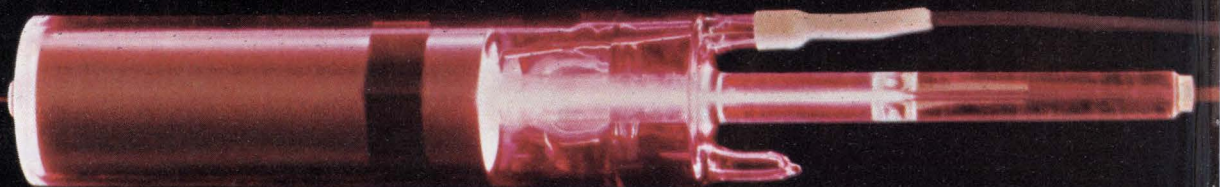
CIMRON

When we win you win.



Circle 135 on reader service card

SPECTRA-BOTH



Side-Arm and Coaxial. We swing either way.

We're in two classes by ourselves. Our design capability makes us the only company that can deliver both side-arm and coaxial tubes.

If you need a tube that will go in a small package, we can provide a coaxial. If size is not a problem, we can provide a side-arm tube at considerable savings. Example: a 2.0mW, TEM₀₀, coaxial tube in quantities is \$90.00; a 2.0mW, TEM₀₀, side-arm tube in quantities is \$85.00.

Our capability gives us the broadest

line of Helium/Neon plasma tubes in the business. Over 30 different standard plasma tubes, from 0.5mW to 50mW. Most off the shelf. With internal or external mirrors. All internal mirror tubes and lasers warranted for 18 months.

Moreover, if you need a Helium/Neon laser specially designed, we can design it just for you—using the same parameters that we have tested to 26,000 hours MTTF and 15,000 hours average lifetime. We can even handle such special requests as a modulated laser

to 50 KHz, or a .01% noise laser, or you name it.

One more Both to brag about. We make more lasers than anybody, and so we have the expertise that brings you both high quality and low cost.

Who says you can't have it both ways? And at Spectra-Physics you can have it both ways in more ways than anyplace else.



Spectra-Physics

SPECTRA-PHYSICS

Circle 136 on reader service card

New products

Instruments

Solid-state unit generates 50 W

Custom transistors help generator deliver in 225-400-MHz range

Using power transistors fabricated to its own specifications, Ailtech, a Cutler-Hammer company, has developed a solid-state sweep power generator that delivers a fat 50 watts across the 225-to-400-megahertz communications band. This 50-w output represents an order of magnitude improvement over the output power obtainable from the solid-state generators available until now, asserts Thomas D. Eccles, manager of rf instrumentation products at Ailtech's West Coast operation.

Eccles explains that although transistors capable of producing the 50-w output have been available for some time, it's only recently that their reliability has been considered "good enough." A metal migration phenomenon across the interleaved fingers in the power transistor structure would cause the unit to fail under extended high-power operation. Ailtech's specifications for the transistors are designed to overcome this, he says.

Another important feature of the new unit, the model 473, says Eccles, is that it's easier to set up and operate than are conventional vacuum-tube designs. The reason is that both power and frequency outputs are programable via an external dc voltage or binary-coded-decimal signal; and the output power is automatically leveled to within ± 0.5 decibel. The result is that the model 473 "requires practically no effort to tune and adjust," so that it is particularly useful for repetitive production-line testing, says Eccles. Also, the generator's all-solid-stage design—basically a voltage-controlled oscillator followed by an amplification chain of transistors—is considered much more reliable than

its vacuum-tube equivalent.

The model 473 power generator can be used in systems for checking such things as the output flatness of directional couplers and detectors; filter characteristics like cutoff frequency, insertion loss, and pass-band flatness; and antenna impedance characteristics.

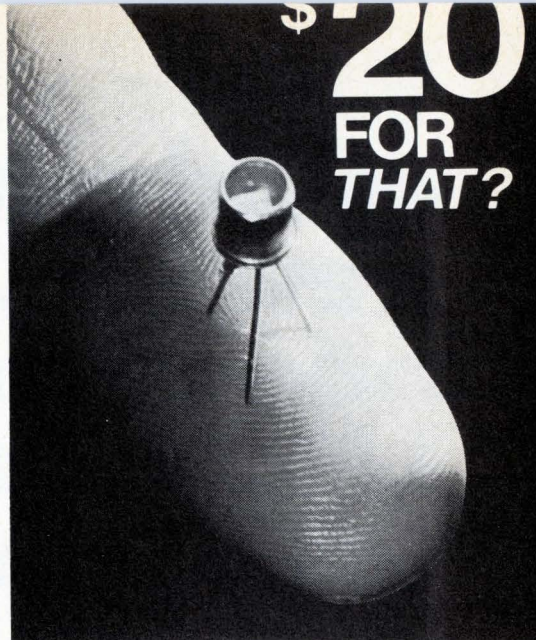
The generator's output, which ranges from 50 w down to 1 w into a 50-ohm load, can be amplitude- or frequency-modulated. It is also completely protected against any load failure. Amplitude modulation can range from 0% to 95% of full 50-W peak power with a frequency range of dc to 20 kilohertz. Distortion is specified at 5% at full power and 50% modulation. The frequency modulation can range from dc to 1 MHz for less than a 10-MHz total deviation. Distortion is 1% for a 1-MHz deviation; symmetry is within 1%.

Frequency of the under-40-pound model is tuned with a single continuous control. Readout is on a direct-reading analog meter. Sweep sensitivity for an external sweep is 20 MHz per volt. Linearity over the total 175-MHz-wide range is within $\pm 10\%$.

Price of the model 473 is \$5,950. Ailtech, 19535 East Walnut Drive, City of Industry, Calif. 91748 [351]

Wideband multiplier provides fast measurements

Resolution of low-frequency events is usually costly, time-consuming, or inaccurate. A line of wideband multipliers developed recently is immune to noise and zero-crossing distortion and reduces measurement time significantly. For example, a 10-hertz signal is resolved to 0.1% in 1 second with the model 2100, and the company says the measurement is essentially error-free. Computations in revolutions per minute, gallons per hour, etc., can be generated with multiplication factors of 2, 4, 5, 6, 10—and up to 1,000. Key design technique is a phase-lock loop and frequency comparator-multiplier combination with inherent phase stability. Price of the model 2100



yes, but look at the performance it buys you!

A SUPERIOR IR DETECTOR!

Size • 0.010 x 0.044 in.

Responsivity @ 0.9 μm • $\geq 0.62 \mu\text{A}/\mu\text{W}$

Dark Current • $< 0.005 \mu\text{A}$

D^* (0.9 μm , 10³, 1) • $0.25 \times 10^{12} \text{ cmHz}^{1/2}\text{W}^{-1}$

NEP (0.9 μm , 10³, 1) • $0.21 \times 10^{-12} \text{ WHz}^{-1/2}$

Risetime (10%–90%) • $< 20\text{ns}$

Noise Current (10³Hz, 1Hz) • $< 0.13 \text{pA Hz}^{-1/2}$

Capacitance • $< 2\text{pF}$

Package • T0-18 Series

Single or multiple active areas available in large sizes.

Better prices for quantities of 1,000, 50,000 or 100,000 units.



HARSHAW

THE HARSHAW CHEMICAL COMPANY
DIVISION OF KEWANEE OIL COMPANY
Crystal & Electronic Products Department
6801 Cochran Road • Solon, Ohio 44139
(216) 248-7400

Wouldn't it be nice if you could get one of National's new LM 321 pre amps plus one of their famous LM 308 op amps to use with it, plus data sheets and application notes all in one swell Designers Kit for 1/3 off—only \$4.95?

Guess what?

1/3 off

1/3 off

To get your Designers Kit for only \$4.95 with data sheets and application notes, call or take this coupon to your nearest franchised National Semiconductor distributor (listed on the page to your right). Do not mail to National Semiconductor Corp.

Name _____ Title _____

Company _____

Street _____

Div. Mail Drop _____

City _____

State _____ Zip _____

NATIONAL

Swell Designers Kits Here

ALABAMA Powell Electronics Corp., Huntsville (205) 539-2731 • Hall-Mark Electronics, Huntsville (205) 539-0691 **ARIZONA**

Hamilton/Avnet Electronics, Phoenix (602) 269-1391 • Liberty Electronics, Phoenix (602) 264-4438 **ARKANSAS** Carlton Bates, Little Rock (501) 562-9100 **CALIFORNIA**

Elmar Electronics, Mountain View (415) 961-3611 • Hamilton/Avnet, Mountain View (415) 961-7000 • Hamilton/Avnet, San Diego (714) 279-2421 • Hamilton Electro Sales, Culver City (213) 870-7171, (714) 522-8200 • Liberty Electronics, El Segundo (213) 322-8100, (714) 638-7601 • Western Radio Corp., San Diego (714) 235-0571 • Newport Industries, Santa Ana (714) 540-2283

COLORADO Hamilton/Avnet, Denver (303) 534-1212 • Elmar Electronics, Denver, Commerce City (303) 287-9611 **CONNECTICUT**

Connecticut Electro Sales, Hamden (203) 288-8266 • Harvey-Connecticut Ind. Elect., Inc., Norwalk (203) 853-1515 **FLORIDA** Powell Electronics Corp., Miami (305) 885-8761 • Hamilton/Avnet, Hollywood (305) 925-5401 • Hammond Electronics Inc., Orlando (305) 241-6601 **GEORGIA** Hamilton/Avnet, Norcross (404) 448-0800 **ILLINOIS** Hall-Mark Electronics Corp., Elk Grove Village (312) 437-8800 • Hamilton/Avnet Electronics, Schiller Park (312) 678-6310 **INDIANA** Fort Wayne Electronics Supply, Inc., Fort Wayne (219) 742-4346 • Graham Electronics Supply, Inc., Indianapolis (317) 634-8486 **KANSAS**

Hall-Mark Electronics Corp., Lenexa (913) 888-4747 • Hamilton/Avnet Electronics, Prairie Village (913) 362-3250 **MARYLAND** Hamilton/Avnet Electronics, Baltimore (301) 796-5000 • Kierulff/Schley Electronics, Gaithersburg (301) 948-0250 **MASSACHUSETTS** Hamilton/Avnet Electronics, Burlington (617) 273-2120 • Kierulff/Schley, Needham Heights (617) 449-3600 • Harvey Electronics, Lexington (617) 861-9200 **MICHIGAN** Hamilton/Avnet Electronics, Livonia (313) 522-4700 • Harvey-Michigan Inc., Farmington (313) 477-1650 **MINNESOTA** Hall-Mark Electronics, Minneapolis (612) 925-2944 • Hamilton/Avnet Electronics, Minneapolis (612) 854-4800

MISSOURI Hall-Mark Electronics Corp., St. Louis (314) 521-3800 • Hamilton/Avnet Electronics, Hazelwood (314) PE 1-1144

NEW JERSEY Hamilton/Avnet Electronics, Cherry Hill (609) 662-9337 • Hamilton/Avnet Electronics, Cedar Grove (201) 239-0800 • Kierulff/Schley, Rutherford (201) 935-2120

NEW MEXICO Century Electronics, Inc., Albuquerque (505) 265-7839 **NEW YORK** Harvey Federal Electronics, Binghamton (607) 748-8211 • Hamilton/Avnet Electronics, Syracuse (315) 437-2641 • Hamilton/Avnet Electronics, Westbury, L.I. (516) 333-5800 • Kierulff/FJR Electronics, Hicksville, L.I. (516) 433-5530 • Semiconductor Concepts, Inc., Hauppauge, L.I. (516) 273-1234 **NORTH**

CAROLINA Hammond Electronics of Carolina, Inc., Greensboro (919) 275-6391 • Pioneer/Carolina, Greensboro (919) 273-4441 **OHIO** Gibson Electronic Components, Cleveland (216) 731-6820 • Gibson Electronics Marketing, Inc., Dayton (513) 433-4055 • Pioneer Standard, Dayton (513) 236-9900 • Pioneer Standard, Cleveland (216) 587-3600 **OKLAHOMA** Hall-Mark Electronics Corp., Tulsa (918) 835-8458 • Radio, Inc., Oklahoma City (405) CE 5-1551 • Radio Inc., Industrial Electronics, Tulsa (918) 587-9124 **OREGON** Almac/Stroum Electronics, Portland (503) 292-3534 **PENNSYLVANIA**

Cameradio, Pittsburgh (412) 391-4000 • Hall-Mark Electronics Corp., Huntington Valley (215) 355-7300 • Mace Electronics, Erie (814) 838-3511 • Pioneer Standard, Pittsburgh (412) 391-4846 **SOUTH CAROLINA** Hammond Electronics of Carolina, Inc., Greenville (803) 239-5125 **TEXAS** Hall-Mark Electronics Corp., Dallas (214) 231-6111 • Hall-Mark Electronics Corp., Houston (713) 781-6100 • Hall-Mark Electronics Corp., Austin (512) 454-4839 • Hamilton/Avnet Electronics, Houston (713) 526-4661 • Hamilton/Avnet Electronics, Dallas (214) 638-2850 **UTAH** Hamilton/Avnet, Salt Lake (801) 262-8451 **WASHINGTON** Almac/Stroum Electronics, Seattle (206) 763-2300 • Hamilton/Avnet Electronics, Seattle (206) 624-5930 • Liberty Electronics Northwest, Seattle (206) RO 3-8200 **WISCONSIN** Taylor Electric Company, Milwaukee (414) 241-4321

New products

multiplier is \$295, and delivery is from stock.

Valhalla Scientific Inc., 7707 Convoy Ct., San Diego, Calif. 92111 [353]

Digital panel meters
use plasma displays

A family of four computer-compatible digital panel meters using Sperry seven-segment plasma displays includes one 3-digit, two 3½-digit, and one 3¾-digit units. The displays have characters high enough for long-distance viewing,




and continuous characters and planar construction for improved readability. In 100-piece quantities, the AN2530, a logic-powered (5-volt) 3-digit meter, sells for \$52; the AN2532, a line-powered 3½-digit unit, for \$95; the AN2535, a logic-powered model, for \$85; and the AN2534, a line-powered 3¾-digit unit, for \$130.


Analogic, Audubon Rd., Wakefield, Mass. 01880 [354]

3½-digit panel meter
has unit price of \$99

Offering a floating, bipolar differential input, the DM-2000 digital panel meter uses light-emitting diodes for its 3½-digit readout and sells for \$99 in single quantity. Fea-



IT'S BETTER TO BE NEAR A MAJOR TRANSPORTATION ARTERY THAN IN THE MIDDLE OF ONE.



A company in a congested industrial center is like a human being in a congested city. Frustrated.

By the monumental problem of simply getting around.

To escape that, many people are moving to smaller towns. And many companies are moving with them. Not just to any smaller towns. But to the smaller towns of Georgia. The transportation and distribution center of the Southeast.

In Georgia's smaller towns, you can be on or near the Interstate highway network. Plus a 100,000 mile system of public highways within the State. Served by some 500 motor carriers.

You can be near two deep-water ports that put you amazingly closer to the heartland of America.

You can have access to over 200 public and private airports. You can be near pipelines. Near some 6,000 miles of railroad.

In Georgia's smaller towns, your company can be near all that. Close to your resources. Close to your markets. Close to transportation. But rarely frustrated by it.

So may we direct your attention to our coupon?

Send it to a better place. A much better place for a company to find itself. Georgia.

GEORGIA.

Where a company can live like a human being.

Georgia Department of Community Development
Industry Division, Dept. EL-16, Box 38097
Atlanta, Georgia 30334

Please tell me more about Georgia.

Name _____
Company _____
Address _____
City _____
State _____ Zip _____

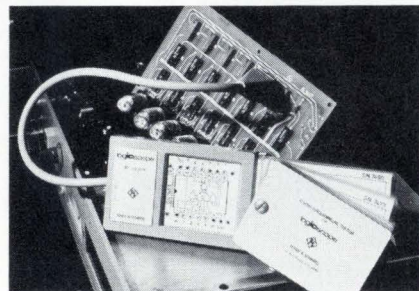
New products

tures include an input bias current of 20 nanoamperes and an input impedance of 100 megohms, plus automatic polarity. The DM-2000 is accurate to within $\pm 0.05\%$, and it can resolve to 100 microvolts over a range of 0° to 70°C . Input settling time is 50 microseconds, and up to 200 readings can be made asynchronously or synchronously.

Datel Systems Inc., 1020 Turnpike St., Canton, Mass. 02021 [355]

Pocket-sized instrument tests ICs during operation

Designed for rapid diagnostic and functional testing of DTL and TTL integrated circuits during operation, the Logiscope, type IFP, simultaneously displays the logic state of all 14 or 16 pins of an IC soldered into a module. A clip-on connector and a 1-meter cable connects the Logiscope, a pocket-sized instrument, to the circuit under test. Requiring no



power supply of its own, the tester receives its operating voltage from the test item, locating automatically the positive and negative poles. The influence of the cable capacitance on short clock pulses is balanced out by decoupling coils, so the functioning of the module under test is not affected. Price is \$260.

Rohde & Schwarz Sales Co., 111 Lexington Ave., Passaic, N.J. 07055 [356]

Function generator/filter keeps distortion under 0.1%

A novel design using an active filter permits the model 765 function generator to produce high-purity sine, triangle, and square waves from 1

Burroughs panel displays help you sell your products

"The SELF-SCAN[®] panel display provides a *CompuWriter*[®] feature never before available. . . now an average typist can set quality typography with ease because the SELF-SCAN panel displays each character and function as she keyboards so that she can verify or make corrections by individual character, word, or complete line. Burroughs panel displays DO help you sell your product." — Mr. John Peterson, Vice President, Domestic Marketing, for Compugraphic Corporation, 80 Industrial Way, Wilmington, Massachusetts 01887.

Helping you to sell your product helps us sell our product. That's why Burroughs family of panel displays is designed to provide the most pleasing, most readable character available today. Whether your application is for 8, 16, 32, 80, or 256 alphanumeric characters, Burroughs SELF-SCAN panel displays provide an economical approach to your readout requirement plus offer the extra advantage of adding aesthetic quality to your product.

Ask a Burroughs salesman to drop by and demonstrate his terminal in a briefcase. His SELF-SCAN panel display demonstrator is our best salesman.

Write or call
Burroughs Corporation,
Electronic Components
Division, Box 1226,
Plainfield, N.J. 07061
(201) 757-3400



SELF-SCAN PANEL

Burroughs



Only Burroughs manufactures NIXIE[®] tubes, SELF-SCAN[®] panel displays and PANAPLEX[™] numeric panel displays.

"See Us At The National Computer Conference Booth #2218 thru 2226"

Circle 141 on reader service card



This is a Hughes helium-neon laser. It might give you a big edge on competition. Then again, it might not.

New uses for helium-neon lasers are being discovered every day. Who knows? There may be an application that makes your product lighter, smaller, faster, more accurate or more versatile.

First, let's make sure we're talking about the same kind of laser. He-Ne lasers are low-cost, low-power, and safe. They send out a visible beam of parallel light waves—continuous wave or modulated. It travels for miles with very little diffusion.

He-Ne lasers don't cut steel. Or perform brain surgery. Those are other lasers.

He-Ne lasers have revolutionized surveying and construction engineering. They shoot a perfect straight line for building bridges. Digging tunnels. Laying pipes and cables. Or leveling road beds.

But there are many other applications.

They align car wheels.
And tell auto repair shops when a damaged body is straight.
They find surface blemishes as products pass down a production line. Measure flow rates and machine-tool distances. Gauge thickness. Position automated machines. Inspect large prisms and lenses.

He-Ne lasers scan production lines to keep quantitative records. Read bar-code patterns on packages and letters and supermarket items—adding totals and keeping inventory count.

They carry large amounts of audio and video information over short distances. (Like transporting TV signals from a football stadium to a transmitter van.)

Non-contact printing. Video playback systems. Security systems. Computer readout. Holographic recording for checking filed data such as the validity of credit cards. Spectroscopic particle counting in pollution monitors.

He-Ne lasers might be the answer to your product improvement, too. Then again, they might not. After all, there are system interfacing considerations.

And a hundred other angles.

That's why you need us.

We made the first working laser. We pioneered the use of He-Ne lasers in many of the fields we've listed.

That means we can anticipate many of your problems. And opportunities.

We can tell you whether you've got a practical He-Ne laser application.

Or not.

**Free Advice:
(213) 530-6272.**

Ask for Dick Roemer.

Or write: 3100 W. Lomita Blvd.
Torrance, Calif. 90509

HUGHES

HUGHES AIRCRAFT COMPANY
ELECTRON DYNAMICS DIVISION

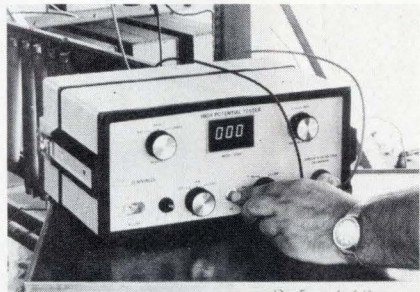
New products

hertz to 100 kHz. Sine-wave distortion is less than 0.1%, the company says. The active filter is switch-selectable and can be used as a band-pass filter (nominal Q of 50) or as a notch filter (40 dB notch depth). Output impedance is 600 ohms, and output amplitude is adjustable from 0 to 10 volts peak-to-peak with no load. Price is \$195 assembled, \$145 in kit form.

Dytech Corp., 391 Mathew St., Santa Clara, Calif. 95050 [357]

Dc high-potential tester weighs less than 20 pounds

Digital readout of test voltage and leakage current is provided in a portable dc high-potential tester that weighs less than 20 pounds. The tester, designated the model 16300, operates either from an internal




storage battery or from line voltage, and it contains an integral battery charger. Test voltage is adjustable from 500 to 25,000 volts dc, and the high-voltage power supply is electronically regulated against line and load changes. An adjustable current limiter protects the unit and provides nondestructive testing of components. The model 16300 tester is priced at \$1,950, and delivery is from stock.

Marketing Dept., ITT Jennings, 970 McLaughlin Ave., San Jose, Calif. 95116 [358]

Elapsed-time meters include back-of-panel models

For use where space is at a premium, a back-of-panel type is included in a line of elapsed-time me-

ters designated the 240 series. The meters are offered in 2½- and 3½-inch Big Look styles. They have a six-digit display in hours and 10ths of hours, or in minutes and 10ths of




minutes. All of the meters, which are interchangeable with GE's type 236 and 235 units, are designed to meet ANSI shock and vibration specifications.

General Electric Co., Display Devices Marketing, 40 Federal St., Lynn, Mass. 01910 [359]

Low-cost voltage references built for production-line use

For applications that do not require laboratory accuracy, two voltage references offer substantial savings. The model E-10-D, which sells for \$450, provides a voltage output that is selectable between 0 and ± 11 volts dc in 100-microvolt steps. Output current is 50 milliamperes, maximum, and is both short-circuit- and overload-protected. The model



E-100-E, which is priced at \$525, provides two output voltage ranges: ± 10 v and ± 100 mV, plus 10% over-range in both cases. Resolution on the 10-v scale is 10 parts per minute or 100 μ V, 1 μ V steps on the 100-mV range. Output current is 50 mA at 10 V, with an output impedance of 50 milliohms. These economy instruments are accurate to within 0.01% of the dial setting.

Electronic Development Corp., 11 Hamlin St., Boston, Mass. 02127 [360]

Call Hughes for...

Image Devices



Video storage units: scan conversion memory systems (RS 229)



Direct view and scan converter storage tubes and low light level devices (RS 226)

Microwave Products




Millimeter-wave sweepers, sources, isolators, modulators, mixers, detectors and diodes (RS 220)



Microwave TWTs, TWTA's and solid state IMPATT and transistor amplifiers (RS 228)

Lasers




Gas lasers (RS 231)

Thermal Products



Heat pipes (RS 237)

Multiplex Systems



For remote communications/control (RS 230)

(213) 670-1515, Ext. 5964

Telephone for immediate information. For literature, circle reader service (RS) numbers, or write to Bldg. 6, Mail station D-135, Culver City, CA 90230.

HUGHES
HUGHES AIRCRAFT COMPANY

Industrial Electronic Products

“Scotchflex” Flat Cable Connector System makes 50 connections at a time.



“SCOTCHFLEX” IS A REGISTERED TRADEMARK OF 3M CO.

Build assembly cost savings into your electronics package with “Scotchflex” flat cable and connectors. These fast, simple systems make simultaneous multiple connections in seconds without stripping or soldering. Equipment investment is minimal; there’s no need for special training. The inexpensive assembly press, shown above, crimps connections tightly, operates easily and assures error free wiring.

Reliability is built in, too, with “Scotchflex” interconnects. Inside of connector bodies, unique U-contacts strip through flat cable insulation, grip each conductor for dependable gas-tight connections.

“Scotchflex” offers you design freedom, with a wide choice of cable and connectors. From off-the-shelf stock you can choose: 14 to 50-conductor cables. Connectors to interface with standard DIP sockets, wrap posts on standard grid patterns, printed circuit boards. Headers for de-pluggable connection between cable jumpers and PCB. Custom assemblies are also available on request.

For more information, write Dept. EAH-1, 3M Center, St. Paul, Minn. 55101.

3M
COMPANY

“Scotchflex”.
Your systems approach
to circuitry.

New products

Semiconductors

High-speed '741' sells for \$1.25

IC replacement for standard op amp slews at minimum rate of 10 μV per μs

A high-speed replacement for the popular 741 operational amplifier offers 20 times the speed, yet costs only \$1.25 in 100-up quantity. Some available high-speed op amps are priced in the \$20 range and, unlike the new Motorola MC1741S, are not direct plug-in replacements.

This device, according to Ronald Campo of Motorola's marketing department, has the performance and characteristics of the 741 except that it has a guaranteed minimum slew rate of 10 microvolts per microsecond compared to 0.5 $\mu\text{V}/\mu\text{s}$ for the conventional part. Correspondingly, power bandwidth is guaranteed to be 150 kilohertz, and is typically 200 kHz, 20 times the 10 kHz typical for a regular 741. The high-speed part also offers a typical time of 3 μs to settle within 0.1%, an important property in digital-to-analog converters. When combined with a Motorola MC1408 DAC, the part produces a voltage-mode output DAC that settles in 4 μs and sells for \$7.20 in 100-up lots.

Apart from the higher speed, Campo says, the new part is designed to act like other 741s, has a similar gain, and includes their standard features of short-circuit protection and internal frequency compensation. "It's very easy to use for anyone familiar with the 741," he says. "It looks and acts just like a standard 741 except for the higher-speed capability." The improved performance is obtained by changes in the internal circuitry of the part.

Besides the applications in digital-to-analog converters (a swiftly growing market, according to Campo), the part should be popular in any large-signal amplifier where distortion is undesirable.

The part is available in two packages, a TO-5-size eight-lead metal can, for both commercial (0° to 75° C) and military (-55° to +125° C) temperature ranges, and an eight-lead plastic mini DIP (the MC1741SCP1) having the commercial rating only. A ceramic DIP will be offered in the future.

Regular and high-speed 741s feature offset null voltage capability, power consumption of 50 milliwatts, no latch-up, and differential voltage ranges. They are designed for ± 15 -volt operation, have open-loop voltage gains of 100,000, and can supply output currents of more than 10 milliamperes.

Technical Information Center, Motorola Semiconductor Products Inc., P. O. Box 20924, Phoenix, Ariz. 85036 [411]

P-i-n diode aims at uhf/vhf switches and attenuators

A low-capacitance, planar-passivated, silicon p-i-n diode is designed for rf switching, modulating, and automatic-gain-control applications. Designated the HP 5082-3077, it is intended for use in rf duplexers, antenna switching matrixes, electronically tuned filters, and variable rf attenuators. Effective minority-carrier lifetime is greater than 100 nanoseconds, resulting in low harmonic distortion in the range from 100 megahertz to 1 gigahertz. Dynamic range is from 1 ohm to 10 kilohms; reverse bias capacitance is less than 0.3 picofarad, and continuous-wave power switching capability is 2.5 watts. Price is \$2.75 each for 1 to 99, and \$2.20 for 100 to 999. Inquiries Manager, Hewlett-Packard Co., 1501 Page Mill Rd., Palo Alto, Calif. 94304 [413]


ECL gate propagates in 2 nanoseconds

For use in high-speed comparator and parity functions, a triple two-input, exclusive OR/NOR gate has been developed in the form of an emitter-coupled-logic integrated cir-

Overall analog dynamic range: 132 db

Automatic/programmable gains to 1024

NEW APPROACH TO LOW LEVEL DATA ACQUISITION



Phoenix Data's new 8000 Series

Phoenix Data's floating point 8000 Series data acquisition system features adaptability to virtually any analog input signal currently in use—offering automatic or programmed gain selection with 11 binary ranges from ± 10 millivolts to ± 10.24 volts full scale. The data word (12 binary bits) is combined with the range data (4 binary bits) for a 16 bit output word in the automatic ranging mode. The system will resolve input changes of 5 microvolts on the ± 10 millivolt range for an overall analog dynamic range of 132 db.

FEATURES:

- ADC resolution of 12 binary bits.
- 11 binary gain ranges.
- ± 10 mv to $\pm 10.24\text{V}$ input ranges.
- Solid state MOSFET multiplexing.
- Thruput rates from 1 to 20 KHz.
- Auto or programmable gains.
- Up to 128 channels per chassis.
- System accuracy of .05% of reading.
- System T.C.: 0.001%FSR $\pm 1\mu$ volt RTI/°C.

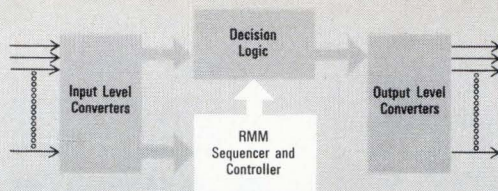
If it's stability, accuracy, speed, or all-around quality you need in Data Conversion, contact Phoenix Data now!



PHOENIX DATA, INC.

3384 West Osborn Road
Phoenix, Arizona 85017

Ph. (602) 278-8528. TWX 910-951-1364



Any system requiring memory capability—from small programmable controllers to sophisticated computers—also requires data security. So here's a statement of fact that's well worth remembering when you're considering memory elements for any application:

Let's talk about Data Security...

ECD's new family of Read-Mostly Memories give you a *much higher degree of data security* than any other read/write memory on the market today—bar none!

No conditions; no reservations; no exclusions. No need for costly power-fail detection circuitry and a battery back-up source to protect their stored data content, either.


Because these unique Ovonic amorphous semiconductor memory arrays are inherently non-volatile. In fact, you can take them completely out of your system at will without losing one bit of stored information.

But 100% data security is only one of the basic advantages offered by amorphous RMMs. The other is *repetitive alterability*. An inherent capability that lets you correct program errors on the spot—and change, up-date or re-alter stored data as often as you like. Quickly, easily and selectively—by simple electrical means. Other key operating characteristics include:

- In-system read/write
- Random access operation
- High noise immunity
- Non-destructive readout
- Write lock-out protection
- TTL/DTL compatibility

Availability? Here and now!

In standard units for 2 x 4, 1 x 15 and 8 x 4 bit configurations all the way up to 256-bit and 2048-bit arrays that can be easily arranged in 512 x 4 and 256 x 8 expandable systems. Plus write current generators and read multiplexer units that permit easy interfacing with existing logic forms to give you full in-system read/write operation.



AMORPHOUS


RMM

Non-Volatile/Repetitively Alterable Semiconductor Memory Arrays

Technical data sheets on standard RMMs are yours for the asking. And our Systems Engineering Group will welcome the opportunity to be of helpful service to you—any time. Simply call or write:



Energy Conversion Devices, Inc.
1675 WEST MAPLE ROAD • TROY, MICHIGAN 48064
TELEPHONE: 313/549-7300



cuit. Propagation delay of the model 10107 is brief: for one set of inputs, it is 2.0 nanoseconds, and for the other, delay is 2.8 ns. Each input is terminated with a 50-kilohm pull-down resistor which eliminates the need to tie unused inputs "low." The dc loading factor is one. Typical no-load power dissipation is 115 milliwatts per package. The unit has a high fanout capability together with high-impedance inputs, mak-

ing the circuit useful for a transmission-line environment. Typical output rise and fall times with all outputs loaded are 3.5 ns between 10% and 90%, and 2 ns between 20% and 80%. In lots of 100, price of the plastic-packaged version is \$1.70 each.

Signetics, 811 East Arques Ave., Sunnyvale, Calif. 94086


Quad line receivers aimed at data communications

Offering built-in threshold hysteresis, two quad line receivers called the SG1489J and -AJ are designed for data-interfacing applications. The A version provides a greater margin of hysteresis, more than double that of the AJ version. Both types offer logic threshold shifting and input noise filtering capability. Input resistance is 3.0 to 7.0 kilohms, and input signal range is ±30 volts. Primary application for the devices is in interfacing terminals with data communications

Integrating man's creativity with a computer's speed and memory isn't easy. But Gerber has done it with an interactive system which can create and plot drawings as complex as the operator can imagine ... all at the touch of a button.

Think what this can mean in your department. Drafting drudgery eliminated. More accurate drawings, faster. More time for designers to think and create. Lead time drastically reduced to give you a competitive edge in bringing new products to the marketplace.

Translated into dollars, this means more profits from your engineering department profit center. More profits whether you make automobiles, aircraft, electronic equipment, machine tools. Or anything else that requires drafting.



The Gerber interactive system is delivered complete and ready to go to work for you. And, of course, the entire system is designed, built and serviced by Gerber Scientific, the internationally recognized pioneering leader of the industry.

Find out how the Gerber Interactive Design System can produce for you.


A note or phone call will bring a prompt response.

The Gerber Scientific Instrument Company, Hartford, Connecticut 06101. (203) 644-1551.

GERBER SCIENTIFIC

See us at NEPCON East, Booth 4540, and NCC, Booth 1102.

Push Button Drawing.



Selected Wiley-Interscience Books

A User's Handbook of Integrated Circuits

By **Eugene R. Hnatek**, *Signetics Corporation*

A User's Handbook of Integrated Circuits enables the electronics designer to take full advantage of the wide selection of circuitry available to him. With it as a guide, the practicing engineer should be able to make an informed choice between circuits made by different technologies.

1973 464 pages \$24.95

Applied Maintainability Engineering

By **C. E. Cunningham and Wilbert Cox**, both with *Philco-Ford Western Development Labs*

A volume in the Wiley Series in Human Factors, edited by David Meister

A practical guide, *Applied Maintainability Engineering* will help you develop a maintainability engineering program which conforms to the specifications delegated by the Department of Defense. Backed by ten years of implementation experience using MIL-STD-470, this handbook describes every facet of developing and implementing a maintainability engineering program with specific examples and methodology for each maintainability task.

1972 414 pages \$19.95

Lightning Protection

By **J. L. Marshall**, *Canadian Broadcasting Corporation*

A consolidation of the available information, *Lightning Protection* provides a lucid examination of lightning—its nature, effects, and principles of protection. An invaluable resource for electrical, communication, and broadcasting engineers, it discusses topics ranging from the magnitude of the lightning discharge to grounding communication towers and systems.

1973 224 pages \$14.95

Low-Noise Electronic Design

By **C. D. Motchenbacher**, *Honeywell Corporate Research Center* and **F. C. Fitchen**, *University of Bridgeport, Connecticut*

Low-Noise Electronic Design offers the electrical engineer and technician a practical, yet comprehensive guide to the problems of low-noise design. Among the materials presented are a computer program for the calculation and integration of noise, new information on noise in passive components, and many practical design examples.

1973 358 pages \$19.95

Digital Signal Processing

Edited by **Lawrence R. Rabiner**, *Bell Telephone Laboratories*, and **Charles M. Rader**, *M.I.T. Lincoln Laboratory*

A volume in the IEEE PRESS Selected Reprint Series, prepared under the sponsorship of the IEEE Audio and Electroacoustics Group

Since digital signal design now has applications in radar, speech, seismic exploration, analysis of vibration, analysis of biomedical signals, picture processing, reliable communications, and sonar, scientists and engineers should find this book to be a very valuable reference. A compilation of 57 articles, it is divided into three sections: Digital Filters, the Fast Fourier Transform, and Effects of Finite Word Length.

1973 518 pages \$13.95

Prices subject to change without notice.

Available at your bookstore or from Dept. 093-A-1268-WI

WILEY-INTERSCIENCE, a division of JOHN WILEY & SONS, Inc.
605 Third Avenue, New York, N.Y. 10016

In Canada: 22 Worcester Road, Rexdale, Ontario



New products

equipment that meets EIA standard RS-232C. Package style is 14-pin Cerdip. In 100-lots, price of the J version is \$4; for the AJ type, \$4.50. Silicon General Inc., 7382 Bolsa Ave., Westminster, Calif. 92683 [416]

Crystal oscillators clock four logic families

Multipurpose crystal-controlled low-frequency (10- to 250-kHz) clock oscillators feature bipolar design with buffered output. Designated the SQXO-2 series, the units are built for use in circuit applications requiring square-wave outputs that are compatible with CMOS, TTL, DTL, and RTL. Oscillator and all related components are




housed in a TO-5 package. The quartz crystal, which is photolithographically produced in a tuning-fork configuration, is then laser-tuned to the precise frequency. Power requirements are 0.2 to 2 milliamperes at 5 volts, depending on frequency. Prices start at \$19.50 each in 100-lots and at \$10 each in quantities of 1,000. Delivery time is stock to four weeks.

Statek Corp., 1233 Alvarez Ave., Orange, Calif. 92668 [417]

Voltage regulators housed in plastic packages

Seven fixed-voltage regulators housed in plastic power-transistor packages are designed for applications where a simple, low-cost unit is needed that can provide a moderate amount of current without complex current-boosting circuitry. The MC7805/24 series posi-

PROBLEM: keeping your cables interference-free in all environments.



SOLUTION: the right combination of shielding and cable.

There can be as many types of electrical interference as there are operating environments. That's why Brand Rex makes such a variety of shield constructions. Shields for communications, telemetry, instrumentation, signal transmission and computer interconnecting cables you can use in just about any situation.


Where the problem is electrostatic interference, we offer everything from conventional braided or served round wire types; to corrugated copper, aluminum or bimetallic tapes longitudinally applied; to metal/polyester systems with drain wires.

Where magnetic effects are the problem, we supply special conductor layouts, and, if required, shields of high permeability materials.

To help answer your basic questions on electrical interference, Brand-Rex has published a comprehensive shielding guide. If it doesn't offer a solution to your particular problem, our product engineers will. For your copy write to Industrial Market Manager, Brand-Rex Company, Willimantic, Conn. 06226, or call 203/423-7771.

BRAND-REX
4,000 solutions in search of a problem.

ECL 10K: Now easy as ABC



The big three basics come first at Signetics.

Availability. The fastest turnaround anywhere in 2ns high speed logic. What you see here, is what you can get from Signetics. Now. No delays, no alibis, no fooling around for months. Standard parts straight from proven, line-ready stock. MIL STD 883 Class B takes just a little longer.


Broad line. Twelve new memory, MSI and interface ECL 10K devices join the logic functions we're already shipping in volume world-wide. One-call access to the full range of part types and parameters, packaged in plastic DIP, Cerdip, or chips. A complete high speed logic family, from one single source: for greater design flexibility, plus significant cost advantages on a mixed buy.

ALTERNATE SOURCED FUNCTIONS					
10101	10106	10110	10116	10119	10131
10102	10107	10111	10117	10121	10161
10105	10109	10115	10118	10130	10162
SIGNETICS ORIGINATED FUNCTIONS					
10112	Dual 3-Input 1OR/2 NOR Gate				
10113	Quad Exclusive OR with enable				
10171	Dual 1-of-4 Demux/Decoder (Low)				
10172	Dual 1-of-4 Demux/Decoder (High)				

Compatibility. Pin-for-pin identical with Motorola MECL 10,000, with industry-accepted temperature coefficients and ranges (-30° to $+85^{\circ}$ C). Two in-depth, production-proven sources insure service and delivery. You can use Signetics ECL 10K in mixed systems without the subtle penalties or noise immunity reductions that occur with compensated 10K families. Switching rise/fall times are compatible with conventional system layouts.

FREE ECL 10K PARTS KIT

To introduce our new ECL 10,000 products, we're offering an Evaluation Kit: six free parts to give you first-hand experience with Signetics optimized ECL 10K.



NEW ECL 10,000 FUNCTIONS:

Supergate

10100 Quad 3-input gate. Most useful 10K function, most reasonably priced.

Interface

10124/10125 Quad differential line drivers/receivers, ECL-TTL translators. 5ns high-performance delivers density and flexibility, below the cost of any other similar devices.

Multiplexers

10132/10134/10173 Logically powerful, 2.5ns high speed Mux-latches.
10164/10174 8 to 1/dual 4 to 1. Large fan-in multiplexers, operating at 3.5ns.

Parity

10170 9-plus-2 input expandable parity circuit.

Storage

10133 Quad D-type latch, with gated outputs.

Memory

10139* Extremely fast 17ns PROM, 32x8 organization.
10145* Extremely fast 9ns RAM, 16x4 organization.

*In characterization now. Coming soon.

Please rush us your free sample ECL 10K Evaluation Kit. Our design/production application is _____

Send complete specs, data and application notes on your complete ECL 10K line.

Name _____

Title _____

Attach this coupon to your company letterhead, and mail to:


Signetics-ECL
811 East Arques Avenue
Sunnyvale, California 94086
(408) 739-7700

Signetics Corporation. A subsidiary of Corning Glass Works.

signetics

New products

tive voltage regulators can supply more than 1 ampere at nominal voltages of 5, 6, 8, 12, 15, 18, or 24 volts. The devices have only three terminals—input, output, and ground—and they require no exter-

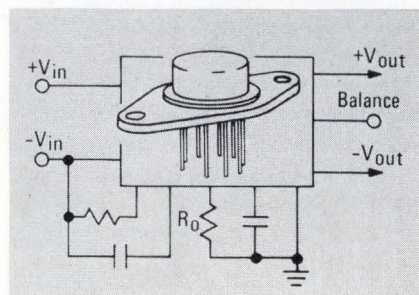


nal components. The regulators can be attached to a heat-sink surface with a machine screw through a hole in the package. Maximum input voltage is 35 v on all types except the MC7824, which is specified at 40 v. Price is \$1.75 in 100-lots.

Technical Information Center, Motorola Semiconductor Products Division, P.O. Box 20912, Phoenix, Ariz. 85036 [418]

Voltage regulator handles wide range of inputs

A variable, dual-tracking voltage regulator offers a 45-volt input and an output range of 50 millivolts to 42 v. Only one external resistor is required to set to desired output voltage. With 0.2% load regulation,



the RM/RC4194 provides 200 milliamperes at both outputs simultaneously; with external pass transistors, it can supply up to 10 A or greater. The unit provides thermal-shutdown protection when temperatures approach 175°C. Prices start at less than \$2 for 100-lot quantities.

Raytheon Semiconductor, 350 Ellis St., Mountain View, Calif. 94040 [419]

3-inch

SAPPHIRE

sets
a new
substrate
standard

Now, for the first time 3-inch diameter sapphire presents a competitive alternate to silicon for the fabrication of MOS IC devices. Sapphire's significant advantages in strength, reliability, and cost savings are making it today's new substrate standard. Sapphire is compatible with thin-film processing technology . . . it substantially reduces masking costs . . . and

it can be recycled. Sapphire is the ideal material for high-speed, low-power MOS devices, high-reliability microwave IC's, and is less expensive and more versatile for LED applications, and other devices. FREE . . . write for your

12-page technical manual that describes the physical characteristics of sapphire and its many applications.

Crystal Products Dept.
8888 Balboa Avenue
San Diego, California 92123
Phone: (714) 279-4500
Sales offices throughout the world

**CRYSTAL
PRODUCTS**

**UNION
CARBIDE**



THE DISCOVERY COMPANY



YOU CAN COUNT ON US

**EIGHT FUNCTION CALCULATOR
ARRAY WITH MEMORY**

**FIVE FUNCTION CALCULATOR
ARRAY WITH MEMORY**



+ - x ÷ % \sqrt{x} 1/x x² M†

+ - x ÷ % M†

- Displays up to 8 digits and mathematical sign during entry of operands
- Displays intermediate calculations as well as final result
- Performs chain calculations involving sequential algebraic entry
- Permits fixed or floating decimal point
- Internal memory for "M" operation
- Internal clock generator
- Direct LED segment drive optional
- Auto-clear
- Low battery detector
- Display blanking
- Supplied in a 28-lead DIP

MOS TECHNOLOGY, INC.—Continually coming up with new methods and more answers. So today, more than ever, YOU CAN COUNT ON US!

WE'VE TURNED
A TECHNOLOGY
INTO A
COMPANY

MOS

MOS TECHNOLOGY, INC.

VALLEY FORGE INDUSTRIAL PARK, VALLEY FORGE, PA. 19481 (215) 666-7950

an affiliate of

ALLEN-BRADLEY



Need Details? We've A Data Sheet That Delivers. Simply Write Or Phone.

HEADQUARTERS — Sales: Mr. Jack Turk; Applications Mgr.: Mr. Julius Hertsch; MOS Technology, Inc., Valley Forge, Pa. 19481

EASTERN REGION — Mr. William Whitehead, Suite 307 — 88 Sunnyside Blvd., Plainview, N.Y. 11803 • (516) 822-4240

CENTRAL REGION — MOS Technology, Inc., 838 S. Des Planes St., Chicago, Illinois 60607 • (312) 922-0288

WESTERN REGION — Mr. Chuck Martin, 2172 Dupont Drive, Suite 221, Patio Bldg., Newport Beach, Calif. 92660 • (714) 833-1600

Data handling

CAD program adds models

Aedcap extends capability to transmission lines; improves other models

First introduced about two years ago, Aedcap, one of the principal general-purpose circuit analysis computer programs in use today, is now being updated. Half a dozen new built-in models are being added to its library, allowing the user to take advantage of the latest modeling techniques. Aedcap (Automated Engineering Design Circuit Analysis Program) can perform both linear and nonlinear circuit analysis [*Electronics*, March 27, 1972, p. 123].

The program can now directly analyze transmission lines, as well as circuits that are described by either Y or S parameters. Besides being important for electrical power applications and microwave circuits, transmission-line modeling is also a significant factor in the analysis of emitter-coupled-logic circuits and Schottky-TTL circuits. Such high-speed logic circuits require the metal interconnection paths on a chip to be regarded as transmission lines having a characteristic impedance, an attenuation constant, and specified length.

Also, Aedcap now makes use of

the Gummel-Poon bipolar transistor model. It is more accurate than the well-known Ebers-Moll model because it accounts for the variation of transistor beta with collector current and for base-width modulation, which causes the transistor's collector-emitter resistance to change with base current. The figure shows how this resistance is constant (parallel slopes) for the Ebers-Moll transistor characteristics, but is variable (changing slopes) for the Gummel-Poon characteristics. (These curves converge at some early voltage, V_A .)

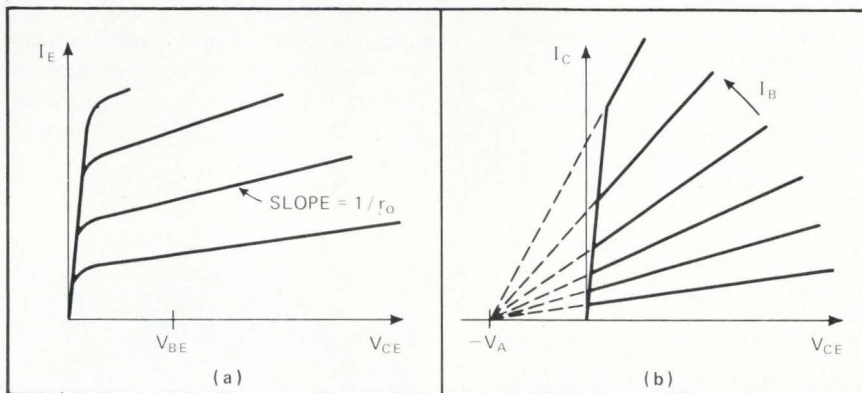
In addition, Aedcap now has a more accurate model for the MOSFET—a model that is based on device geometry, rather than processing parameters. This makes MOSFET model parameters easier to measure. Moreover, n-channel devices can now be handled as easily as p-channel devices, making the new MOSFET model ideal for analyzing complementary-MOS circuits.

Two new diode models round out the additions to Aedcap's model library: the Schottky-barrier diode and the zener diode. The program's existing junction-diode model was modified to get the two new diode models.

SofTech Inc., 391 Totten Pond Rd., Waltham, Mass. 02151 [361]

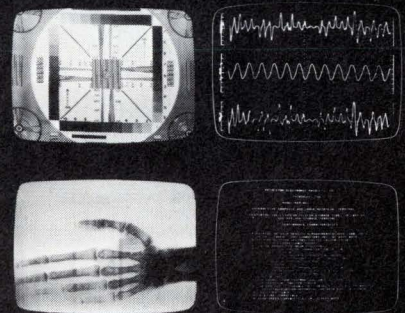
Channel concentrator allows sharing of computer ports

Designated the model C-32, a data channel concentrator connects data from modems, terminals or multi-



Improved transistor modeling. Ebers-Moll curves (left) with parallel slopes do not account for base-width modulation, as do converging slopes of Gummel-Poon curves (right).

High resolution, low cost SCAN CONVERTERS display any electronic information



Any electronic information—from computers, lasers, TV cameras, scanners, X-ray, electron microscopes or whatever—can be displayed sharper, brighter, faster and at lower cost with PEP scan converters. Regardless of its format or speed. Even if it's only transient information. The reason: **only** PEP scan converters offer this combination of advantages:


- RESOLUTION to 3000 lines
- GRAY SCALE: 10 Logarithmic levels
- NON-DESTRUCTIVE readout
- WIDE RANGE of reading and writing speeds: video to DC
- WIDE system bandwidth: 30 MHz
- READ, write, selective erase, zoom, other functions
- LONG, trouble-free life

We're the people who developed high resolution, low cost scan conversion and image storage technology. Our Lithocon® silicon storage tube is the heart of all PEP scan converters, and makes them feasible for a whole new world of applications. Like microfilm/microfiche. Industrial process control. Facsimile. CATV systems. And X-ray, ECG and low light level detection systems. And hundreds more. We'll be happy to tell you about them. Write or call today for details. Princeton Electronic Products, Inc., P.O. Box 101, North Brunswick, New Jersey 08902; (201) 297-4448.



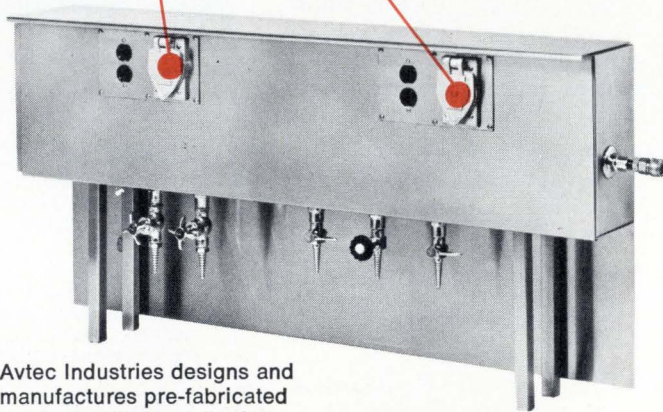
**PRINCETON
ELECTRONIC
PRODUCTS, INC.**

**"Airpax UPL Series
Circuit Protectors
make our entire
systems possible."**



**AIRPAX™ TYPE
UPL
Electromagnetic
Circuit
Protectors**

Airpax Type UPL Circuit Protectors provide reliable, low cost power switching, circuit protection, and circuit control. UL Recognized, the UPL line offers many configurations including series, shunt and relay. Multipole assemblies are available with a mix of current ratings, delays, and internal configurations. Full load current ratings from 0.05 to 100 amperes.



Photos courtesy of Avtec Industries

Avtec Industries designs and manufactures pre-fabricated modular Utility Distribution Systems for one-point connection to multiple-unit batteries of equipment or to special laboratory equipment; and Electra-Poles, unique systems that plug into the ceiling when power is needed and unplug when the equipment is removed. These systems require positive protection — AIRPAX protection!
In the words of Mr. Bruce A.

Zimmerman, Vice President of Avtec, "These entire systems are possible because we use Airpax UPL Series Circuit Protectors, which provide built-in 'point-of-use' protection and eliminate the need for running branch circuits from the panel box."
Shouldn't you investigate Airpax Circuit Protectors for your next design?
Write for specifications.

Airpax Electronics / CAMBRIDGE DIVISION / Cambridge, Md. 21613 / Phone (301) 228-4600



New products

plexers to available computer ports on a first-come first-served basis. The unit makes connections in response to such signals as data termi-




nal ready, ring indicator, and request to send. The C-32 can concentrate up to 32 channels to up to 16 computer ports; larger systems are also available. The unit requires no speed or code programming and can switch asynchronous or synchronous data at rates up to 9,600 bits per second. Price of the concentrator starts at \$3,250.

Timeplex Inc., Box 202, 65 Oak St., Norwood, N.J. 07648 [363]

**Security system protects
privacy of computer data**

Designed for continuous on-line use, a security system called the Identimat 2000H protects confidential data or programs stored in computers. The system consists of a video terminal and a device that measures the geometry of the hand. The latter device allows only authorized persons to access the computer, and the unit continuously monitors the line to the terminal. A user of the system keys in his employee number or code on the ter-



NEW FAST ANSWER FOR ELECTRONIC NOISE PROBLEMS...



Ceramag® Ferrite Beads on Lead Tape

Stackpole Ceramag® ferrite beads provide a simple, inexpensive means of obtaining RF decoupling, shielding and parasitic suppression without sacrificing low frequency power or signal level.

Now beads are available with leads, cut and formed or on lead tape. Most equipment that is capable of automatic insertion of lead tape components can be modified to accept this special Stackpole bead.

No other filtering method is as inexpensive . . . and now as fast to insert in your circuit. Starting with a simple ferrite bead (a frequency-sensitive impedance element) which slips over the appropriate conductor, Stackpole has available a variety of materials and shapes providing impedances from 1 MHz to over 200 MHz. The higher the permeability, the lower the frequency at which the bead becomes effective.

CERAMAG® FERRITE BEAD CHARACTERISTICS

GRADE NUMBER	24	7D	5N	11
Initial Permeability	2500	850	500	125
Volume Resistivity @ 25°C	1.0x10 ²	1.4x10 ⁵	1.0x10 ³	2.0x10 ⁷
*Effective Suppression At:	1 MHz	20 MHz	50 MHz	100 MHz
Curie Temperature	205	140	200	385

*A tutorial guide on how these passive components behave with frequency and geometry is available from the Electronic Components Div.

Impedance varies directly with the bead length and log [O.D./I.D.]. Beads are available in sleeve form in a range of sizes starting at .020" I.D., .038" O.D., and .050" long. The bead on lead tape is .138" O.D. and .175" long. Where quantities warrant, other beads on leads and/or lead tape are a design possibility. Tight mechanical tolerances are held in sizes and shapes as varied as the pair of giant, mating channels shown on the left which are used to eliminate the effect of transient noise in computers.

Sample quantities of beads are available for testing. Consult Stackpole Carbon Company, Electronic Components Div., St. Marys, Pa. 15857. Phone: 814-781-8521. TWX: 510-693-4511.




Circle 155 on reader service card

POLYSKOP® III

INTEGRATED SWEEP TEST SYSTEM

100 kHz - 1250 MHz



MODULAR DESIGN PERMITS TAILORING TO YOUR REQUIREMENTS AND CASH FLOW

- Solid State
- Narrow Band Measurements in IF Ranges, e.g., 400-510 kHz/9.5-12.5 MHz/28-45 MHz. Crystal Filter Measurements in conjunction with a synthesizer
- Medium Band Measurements: 10 Subranges from 100 kHz-1250 MHz
- Wideband Measurements: covering the VHF (1-300 MHz) and UHF (460-860 MHz) and 300-460 MHz
- Four Parameters can be displayed simultaneously
- Simultaneous display of forward and return sweep with magnified display during flyback
- Forward and return sweep times adjustable between 20 msec and 10 sec and a manually controlled CW signal
- Crystal-controlled frequency markers 1, 10, 100 MHz+Ext. Marker Input. Pulse or vertical line marker selectable
- Parallax-free superimposed reference lines for frequency and level
- Available in 50 or 75 Ω impedance

Get The Extra Capability,
Greater Reliability, and
Longer Useful Life Of . . .



ROHDE & SCHWARZ

111 LEXINGTON AVENUE, PASSAIC, N.J. 07055 • (201) 773-8010

Western Office: 510 S. Mathilda Avenue, Sunnyvale, Calif. 94086 (406) 736-1122


New products

minal; the computer relays a signal to the terminal and security unit, and the user places the hand on the security unit for decoding and verification.

Identification Corp., 408 N. Paulding Ave., Northvale, N.J. 07647 [364]

Reader-punch handles
up to 285 cards per minute

The RP-100, a reader-punch for 80-column cards, features a side-friction picking system with positive roller-controlled transport, a cam-



driven punching system, and automatic verification in its punch operation. The unit punches 100 to 285 cards per minute, the latter when only the first column is punched. Reading speed is 400 cards per minute. Price is \$11,750.

Documation Inc., Box 1240, Melbourne, Fla. 32901 [365]

Disk memories provide
12.8-megabit storage

A family of fixed-head disk memories for OEM minicomputer applications provides up to 12.8 megabits of storage capacity. Designated the 6000 series, the memories feature double-density phase-modulated recording, and noncontact flying heads. Units are available in eight- to 128-track configurations, with memory capacity of 100,000 words per track. Alternately, 4,096 16-bit words per track can be accommodated, providing up to 512,000

lights action Plenco

To display people this is an "electrical harp". Molded of Plenco, it gives lights and displays a whirl that strums up customer interest.

CUSTOM DIE MOLD, Bellwood, Ill., injection-molds the motor-driven harp of our Plenco 482 General-Purpose Phenolic Compound.

In use the harp holds fluorescent lights and revolves pictorial elements. Leading advertisers and display houses switch it on to give more life to point-of-purchase displays.

Says the molder, "Plenco 482 was selected because the part is long and flat, and this compound gave us the molding latitude we wanted. Assured us of no freezing in the cylinder, and no warpage."

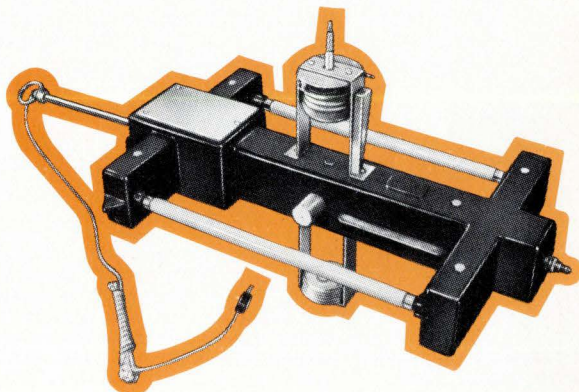
Black or Brown, Plenco 482 is easy flowing and fast curing. Is formulated to perform well under a wide latitude of molding conditions.

Harp or other molding problem, you have a whole symphony orchestra of Plenco selections and service to tune in on. We invite your requests.

PLENCO
THERMOSET PLASTICS

PLASTICS ENGINEERING COMPANY
Sheboygan, Wisconsin 53081

Through Plenco research... a wide range of ready-made or custom-formulated phenolic, melamine, epoxy and alkyd thermoset molding compounds, and industrial resins.

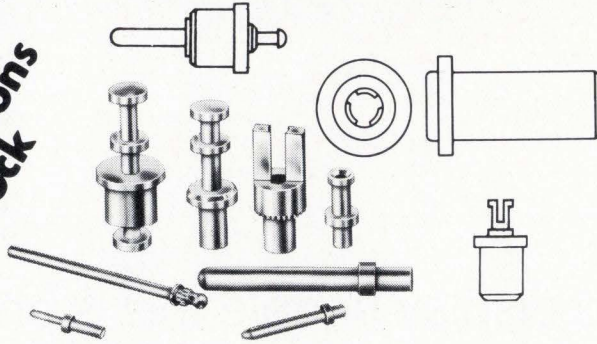


JACKS, PINS & TERMINALS

SHIPMENTS FROM STOCK

TEFLON/MICRO MINI/SUB MINI/STANDARD/
PRINTED CIRCUIT/BRASS SOLDER

Hundreds of configurations in stock




WE PRECISION-MANUFACTURE AND PLATE TO MIL SPEC IN GOLD, SILVER, TIN, SOLDER, AND OTHERS TO ORDER. FREE CATALOG AVAILABLE.

CONCORD ELECTRONICS CORPORATION

37 GREAT JONES STREET, NEW YORK, N. Y. 10012
(212) 777-6571 TWX 710-581-4930

Circle 158 on reader service card



Synchron.® Your own personal timing motor.

Every Hansen synchronous timing motor is built for a designer like you. To specific requirements, with our confidential help.

We have several thousand models designed, tooled, and ready-to-build in any quantity. In five major styles.

Many speeds. Torque from 8 to 98 oz.-in. at 1 rpm. All competitively priced.

Add Hansen to your design staff. Call or write for complete specs, or contact one of our representatives below.

MALLORY



HANSEN MANUFACTURING CO.
a division of P. R. MALLORY & CO. INC.
Princeton, Indiana 47670


Hansen Representatives: **Carey & Associates**, Houston and Dallas, Texas; **R. S. Hopkins Co.**, Sherman Oaks, Calif.; **Melchior Associates, Inc.**, San Carlos, Calif.; **The Fromm Co.**, River Forest, Ill.; **John Orr Associates**, Grand Rapids, Mich.; **H. C. Johnson Agency, Inc.**, Rochester, N.Y.; **Winslow Electric Co.**, Essex, Conn.; **Kiley Electric Co.**, Villanova, Pa.; and **Herbert Rude Associates, Inc.**, Teaneck, N.J.



158 Circle 190 on reader service card

New products

words of storage capacity. Packing density is nominally 2,700 bits per inch; 1,800 or 3,600 rpm is offered; access time is 8.3 milliseconds at



3,600 rpm; and bit serial transfer rate is 6 MHz. A typical price is \$10,000 for a single unit and \$7,000 in quantity.

Information Data Systems Inc., 2020 Winner St., Walled Lake, Mich. 48088 [366]

CRT displays 1,920 character positions


The series TDV 200 video display terminal is a CRT with keyboard, control logic, character generator, refresh memory and interface. Features include capability for 80 characters per line, 24 lines, and 1,920 maximum displayable character positions. Character generation is accomplished by a five-by-seven dot matrix displayed as five-by-14 using interlace. The memory is a dynamic MOS shift register, and the scan method is designed for a standard raster of 625 lines.

Tandbergs Radiofabrikk A/S., P.O. Box 9, Korsvoll, Oslo 8, Norway [367]

Disk, tape drives are aimed at OEM, systems applications

For applications in both OEM equipment and as parts of systems, two disk drives and a tape transport are aimed at the minicomputer market. The model 6000 tape transport is a 10½-inch IBM-compatible unit offering file search and rewind at 200 inches per second and a maximum data transfer rate of 72,000 characters per second. Two models of the disk drive are available; the 8100/5 storing 25 million bits, and the 8200/5 with a capacity of 50 million bits. Price of the transport is under

Electronics/May 24, 1973



Scotchpar[®] Brand Flame Retardant Polyester Film. The built-in fire extinguisher.

Fire.

The common enemy of transformers, flexible circuits, flat cables and other electrical/electronic components.

Until now.

Now 3M introduces "Scotchpar" Type 7300 Flame Retardant Polyester Film. With an Oxygen Index of 28 minimum, Type 7300 film, when ignited, will melt but not burn. It extinguishes itself, easing further danger to equipment and lives.

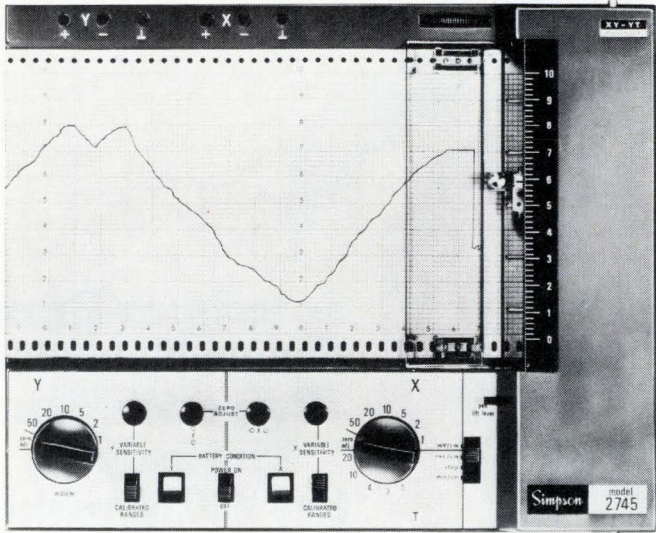
Type 7300 film can save you money, too. For example, "fly-back" transformers may no longer need encapsulation in silicone rubber.

And, "Scotchpar" Flame Retardant Film, available in 1 to 5 mil thicknesses, has the electrical and physical properties of standard polyester films, with the added benefit of a much better winding surface.

Learn more about "Scotchpar" Type 7300 film, the built-in fire extinguisher by, writing 3M Company, 3M Center, 220-6E, St. Paul, Minnesota 55101.

3M
COMPANY

X-Y and Y-T recording ... and PORTABLE, too? (only 8" x 10" and 7 lbs.)



YES... only the Simpson Model 2745 offers all this—and more:

- Makes X-Y Recordings with independent selection of X and Y axis sensitivity
- Makes Y-T Recordings with a built-in selectable time sweep
- Has Fast Servo-Drive Response of 0.7 second on X axis and 0.5 second on Y axis for a full scale change
- Makes Bi-Polar Recordings and segmental scale recordings
- Records on Chart Rolls OR Sheets using ink OR inkless writing systems


BATTERY POWERED... NO LINE RESTRICTIONS.

Operates 75 hours or more on a single set of "D" cells with dependable $\pm 1.0\%$ accuracy. All solid state circuitry with high input impedance—FET chopper for long term stability.

Only \$750... ready to operate.

Supplied with 2 Y-T chart rolls, 2 X-Y chart pads, inkless stylus pen, fiber tip ink pen, 6 test leads, dust cover, batteries and instruction manual.

ASK YOUR SIMPSON REPRESENTATIVE FOR A DEMONSTRATION... OR WRITE FOR BULLETIN L-1012.



SIMPSON ELECTRIC COMPANY

5200 W. Kinzie St., Chicago, Ill. 60644, (312) 379-1121

Export Dept.: 5200 W. Kinzie St., Chicago, Ill. 60644, Cable SIMELCO

IN CANADA: Bach-Simpson, Ltd. London, Ontario

IN INDIA: Ruttonsha-Simpson Private Ltd., International House, Bombay-Agra Road, Vikhroli, Bombay



DIVISION

New products

\$3,000 in OEM quantities; the 8100/5 disk drive, \$2,800; and the 8200/5, \$3,100.

Microdata Corp., 17481 Red Hill Ave., Irvine, Calif. 92705 [369]

Print-plot system is for use with matrix technique

An off-line print-plot system is built to operate with Versatec's 8½-, 11-, and 20-inch line of printers, plotters and printer-plotter units that use the Matrix Electrostatic Writing Technique—MEWT. The new matrix print/plot system is designed to be used with IBM-compatible 37.5-inches-per-second magnetic tape; nine-track NRZI, 800 bits/inch; nine-track phase-encoded, 1,600 bits/inch; or seven-track NRZI, 200, 556, or 800 bits per inch.

Versatec Inc., 10100 Bubb Rd., Cupertino, Calif. 95014 [368]

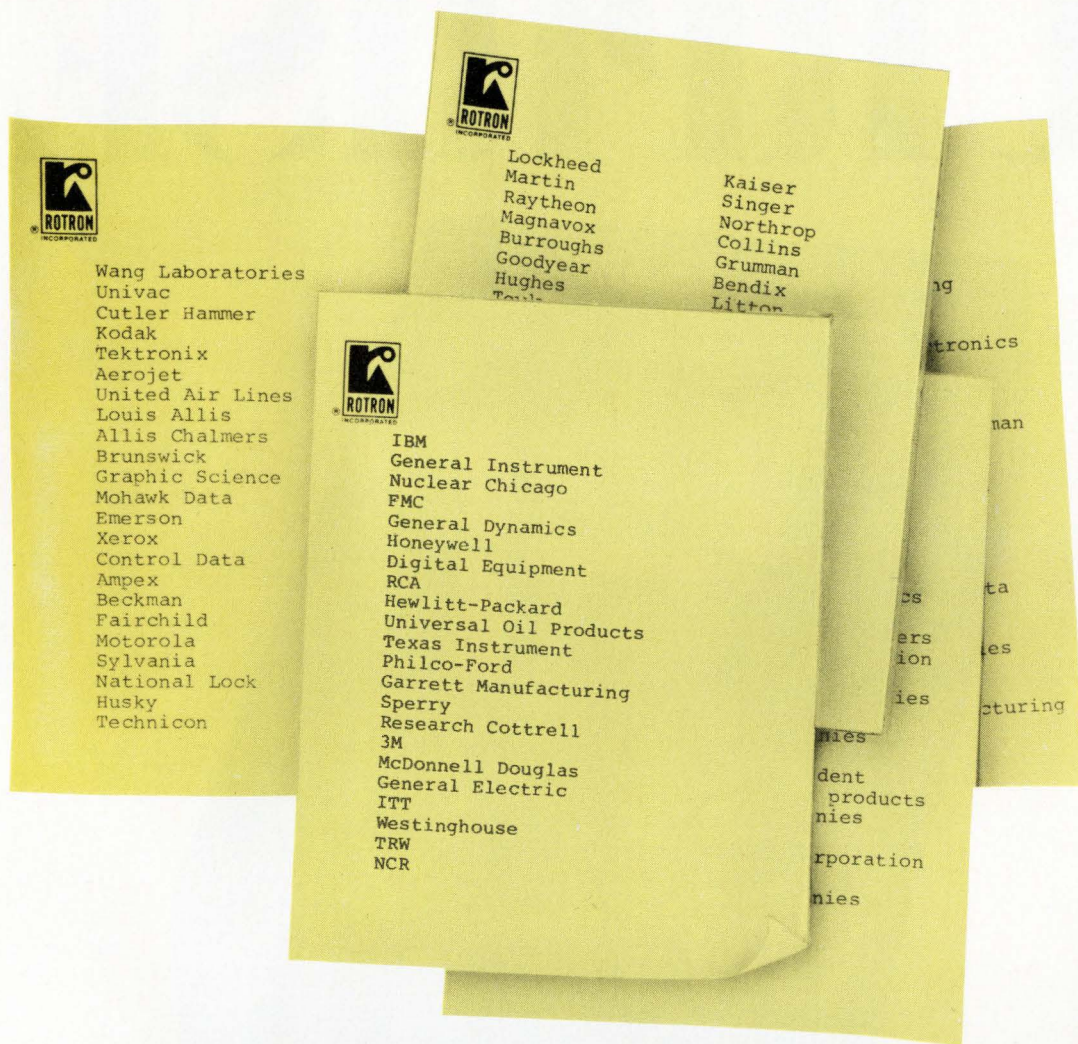
Computer's cycle time is 750 nanoseconds

A medium-scale computer designated the Slash 4 is aimed at scientific and real-time users and offers a cycle time of 750 nanoseconds. The basic price of \$19,900 includes 24,000 bytes of memory, 128 to 356 24-bit words in 8,000 word increments; parity; hardware multiply/divide/square root; priority interrupt control system; four external priority interrupts; five registers; one eight-bit input-output channel; and software. Aimed at the end-user, the computer uses a core memory. A combination of semiconductor and core types is planned for future models.

Datacraft, 1200 Northwest 70th St., Box 23550, Fort Lauderdale, Fla. 33307 [370]



Our customers...



what do they say about Rotron fans and blowers?

When a company is chosen to supply air moving devices and systems to so many of the best known and most respected names in American business, it says something about that company.

About the quality of its products.

About the level of its engineering abilities.

About the realism of its pricing.

About all the things intelligent, sophisticated buyers of fans and blowers find important.

It says, we think, that Rotron® is a company *other* buyers would like to know better.

Buying is believing.



ROTRON INC.

Woodstock, N.Y. 12498 ☐ 914 • 679-2401 ☐ TWX 510-247-9033

Pacific Div., Burbank, Cal. 91506, 213•849-7871 • Rotron B.V., Breda, Netherlands, Tel.: 49550, Telex: 844-54074

16314

SURPRISE!



HP's new \$2.95* displays!

Now a great looking solid-state display for only \$2.95.* HP's new low-cost digit is really something to see. Wide viewing angle and bright, evenly-lighted segments offer excellent readability.

Designed for commercial applications, the 5082-7730 Series is a pin-for-pin replacement for other displays such as the MAN 1, MAN 7, DL 10 and DL 707 and offers a large 7-segment 0.3 inch character with right or left hand decimal points. Quality? Still the best around. Contact your nearby HP distributor for immediate delivery. Or write us for more details.

This display is worth a closer look.

HEWLETT  PACKARD

Sales, service and support in 172 centers in 65 countries.
Palo Alto, California 94304. Offices in principal cities throughout the U.S.

01326

*1K quantity; Domestic USA Price Only.

162 Circle 162 on reader service card

Electronics/May 24, 1973

SURPRISE! SURPRISE! SURPRISE!

**Our new \$2.95 displays
are in stock now!**

Distributor Stocking Locations:

SCHWEBER ELECTRONICS

Hollywood, Florida
(305) 927-0511
Elk Grove Village, Illinois
(312) 593-2740
Troy, Michigan
(313) 583-9242
Rockville, Maryland
(301) 881-2970
Waltham, Massachusetts
(617) 890-8484
Rochester, New York
(716) 328-4180
Westbury, New York
(516) 334-7474
Somerset, New Jersey
(201) 469-6008
Beachwood, Ohio
(216) 464-2970

WYLE DISTRIBUTION GROUP

Liberty Electronics/Arizona
Phoenix, Arizona (602) 264-4438
Liberty Electronics
El Segundo, California (213) 322-8100
Elmar Electronics
Mt. View, California (415) 961-3611
Western Radio
San Diego, California (714) 235-6571
Elmar Electronics
Commerce City, Colorado (303) 287-9611
Liberty Electronics/Northwest
Seattle, Washington (206) 763-8200

HALL-MARK ELECTRONICS

Huntsville, Alabama
(205) 539-0691
Lenexa, Kansas
(913) 888-4747
St. Louis, Missouri
(314) 521-3800
Raleigh, North Carolina
(919) 832-4465
Oklahoma City, Oklahoma
Enterprise 50094
Tulsa, Oklahoma
(918) 835-8458
Austin, Texas
(512) 454-4839
Dallas, Texas
(214) 231-6111
Houston, Texas
(713) 781-6100

EUROPE

Celdis Ltd.
37-39 Loverock Road, READING, Berks, England
Tel.: READING 58 22 11
I.S.C. France
20, rue Gambetta, 92-Boulogne, France
Tel.: 604.52.75
Ingenieurbüro Dreyer
238 Schleswig, Flensburger Strasse 3, Germany
Tel.: (04621) 2 31 21
EBV Elektronik
8 Munich 2, Gabriel-Max-Strasse 90
Tel.: (0811) 644055-8
6 Frankfurt/Main 1, Myliusstrasse 54
Tel.: (0611) 720416-18

HEWLETT  PACKARD

New products

Industrial electronics

ICs challenge SCRs in power

Three hybrid transistor
units can put out from
2 to 24 kilovolt-amperes

In the high-power conversion field, the transistor had been considered a "soft" pulse device unable to withstand instantaneous overloads. That has changed now with Texas Instruments' development of three integrated power-transistor switches designed specifically for jobs usually performed by silicon controlled rectifiers.

The three hybrids supply power outputs ranging from 2 to 24 kilovolt-amperes. The TIXH807 is rated at 150 amperes and 100 volts, the TIXH808 at 200 A and 100 V, and the TIXH809 at 60 A and 400 V. And, TI is working toward a switch rated at 100 A and 500 V.


In its design TI has combined a power transistor drive with sufficient overload protection to enable the devices to compete in the high-power conversion market. Housed in a conduction-cooled aluminum case measuring 7 by 3.5 by 1.6 inches, each switch weighs 3.3 pounds. Applications include dc choppers for motor controls, dc to ac converters, and ac to dc converters that are used in a broad gamut of machine tool, industrial control, communications, hand tool, power supply, induction heating, frequency conversion and other systems.

Each switch—actually a dual integrated unit—contains two identical circuits which may be connected together for a single push-pull output, or operated as two independent switches. A signal generated by diode-transistor or transistor-transistor logic can be used to control the peak power of 24 kilovolt-amperes at a frequency range between dc and 10 kilohertz. Typical turn-off time is 0.5 microsecond, or about an

order of magnitude greater than an SCR's. The units also feature optically coupled isolation between input circuitry and the power system.

Internal circuitry turns off each switch within about two microseconds if its load is short-circuited, and operation begins again in 2.5 microseconds. If the short circuit continues, the switch will turn off again and recycle at a frequency of about 400 hertz until the short condition is eliminated.

Protection is also provided against overheating. The signal for this condition is fed into a Schmitt trigger which, with its hysteresis characteristic, ensures that the temperature recovers by a safe margin before operation resumes. The integrated power switches can absorb a



transient overvoltage up to an energy level of 5 joules.

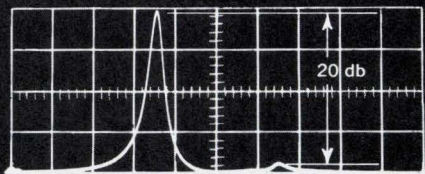
Evaluation quantities are available in 12 weeks after receipt of order. Tentative prices range from \$785 for single units to \$450 each in 1,000-piece quantities.

Texas Instruments, Inquiry Answering Service, P.O. Box 5012, M/S 308, Dallas, Texas 75222 [371]

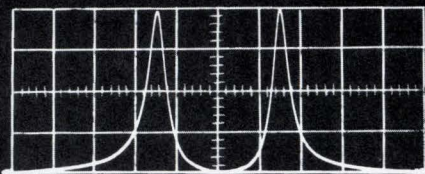
Plug-in construction makes counters flexible

All-modular plug-in construction enables the user to tailor a line of presettable counters to his exact specifications. The input, output, and counting circuit boards all plug in, permitting combinations of 17 types of inputs, 10 types of output, a 1- to 5-digit readout, one or two presets, or totalizer only. Counting speeds ranging from 50 to 20,000 counts per second are possible. The

Multi-Octave Double Balanced Imageless Mixer



Upper & Lower Sidebands—RHG Imageless Mixer



Upper & Lower Sidebands—Conventional Mixer

1-12 GHz COVERAGE

1-12 GHz coverage in a single device has been achieved through the use of a unique double balanced* configuration which provides superior dynamic range and high output levels while maintaining low noise performance.

LEADING PARTICULARS

Frequency Coverage	1-12 GHz
Noise Figure	8 db mid band (12.5 db max.)
Image Rejection	20 db nom. (15 db min.)
LO-RF Isolation	>20 db across band
RF VSWR	<1.5:1 across band

**Now Available
2-18 GHz**

Completely self contained, the unit includes a broadband RF hybrid consisting of two tapered line directional couplers in cascade; two ultra wide double balanced mixers utilizing suspended substrate balanced "microstrip" construction; a local oscillator power divider with phase trim; and an IF hybrid providing high percentage bandwidths at various center frequencies. Units are available with or without built in IF preamplifiers.

The reciprocal properties of the device make it useable as a single sideband up-converter. Complete data on operation in this mode is available.

WRITE FOR DETAILED TECHNICAL DESCRIPTION AND LISTING OF STANDARD MODELS.

*U.S. Pat. #3,652,941

RHG

RHG ELECTRONICS LABORATORY • INC

161 EAST INDUSTRY COURT ■ DEER PARK
NEW YORK 11729 ■ (516) 242-1100 ■ TWX 510-227-6083
for Reliability, Innovation and Service

New products




counter will accept almost any type of input, including ac or dc voltage, pulse, photoelectric, proximity, vane pickup, magnetic pickup, and shaft encoders. The numerical readout is a bright green that is legible to 20 feet. Prices start at \$100.

JMR Electronics Corp., 1424 Blondell Ave., Bronx, N.Y. 10461 [374]

DIP audio indicators

eliminate arcing, rf noise

Called DIP-Alarm, a line of audio indicators in dual in-line packages plugs into a standard 16-pin DIP socket or printed-circuit board on 0.300-by-0.700-inch centers. They contain no moving contacts, so problems of arcing, electrical interference, and rf noise are eliminated. Sound output is 80 decibels in the range of 400 hertz to provide extra audible penetration. Units range in dc voltage from 1.5 to 15 and will operate from -55° to $+55^{\circ}$ C. They weigh slightly under 8 grams. Typical applications are in automotive warning systems, metal detectors, fume detectors, depth finders, audible tuning devices, monitoring systems, alarm circuits, continuity test sets, timers, medical instruction, telephone sensors, and various types of home alarm systems.



Projects Unlimited, 3680 Wyse Road, Dayton, Ohio 45414 [375]

Temperature controllers have

triac output, operate to 650° F

Featuring 0.1° sensitivity over the range from room temperature to 650° F, a line of solid-state temperature controllers designated Quantem is priced at \$37.50 each in quantities of 50. The controller is supplied as a compact 4.4-inch-square protected circuit board with built-in power supply and triac output, plus matched precision setpoint potentiometer, dialplate, and encapsulated sensor. The unit connects directly to any 120/240-volt, 60-hertz power source. The controller is suited for appli-

METOXILITE RECTIFIERS SET INDUSTRY STANDARDS

Metoxilite, the material that pushed Semtech to the forefront of the industry for sub-miniature medium power silicon rectifiers, now makes its debut in a whole new spectrum of "state-of-the-art" devices. Metoxilite (metal oxides) is fused to the metallurgically bonded junction-tungsten pin assembly forming a "tough" sub-miniature package. Designed to electrically approach the theoretical, the Metoxilite rectifier, introduced in 1969, is the result of years of applied research and extensive testing. You'll see them used in stringent military and space environments as well as industrial and commercial applications. JAN and SIN parts available in most types.

PRESENT STANDARDS

The Metoxilite 3-amp series is the first family introduced by Semtech. Supplied in an axial leaded package, it filled the product gap in the industry between the lower current axial leaded rectifier and the higher current stud packages.

3-AMP METOXILITE RECTIFIERS
(6-AMP/MIL-STD-750)MEDIUM RECOVERY (Trr) 2 μ s

Peak Inverse Volt.: 200, 400 600, 800 & 1000V
Reverse Current @ 25°C: 1.0 μ A; @ 100°C: 20 μ A
Forward Voltage @ 3A, 25°C: 1.0 to 1.1V
Single Cycle Surge: 150A; Recurrent Surge: 25A
Body Dimension: .165" D x .165" L
Types: 1N5550-54

FAST RECOVERY (Trr) 150-250 ns

Peak Inverse Voltage: 50, 100, 200, 400 & 500V
Reverse Current @ 25°C: 1.0 μ A; @ 100°C: 20 μ A
Forward Voltage @ 3A, 25°C: 1.1V
Single Cycle Surge: 150A; Recurrent Surge: 25A
Body Dimension: .165" D x .165" L
Types: 1N5415-19

RECTIFICATION EFFICIENCY
IMPROVED

The Metoxilite LO VF rectifiers open the door previously barred to the designer who required high efficiency rectification with ultra fast recovery times. These units are ideally suited to today's power supply design technology.

LO-VF WITH FAST RECOVERY (Trr) 100 ns

Peak Inverse Voltage: 30 and 50V
Reverse Current @ 25°C: 1.0 μ A; @ 100°C: 20 μ A
Forward Voltage @ 3A, 25°C: 0.9V
Single Cycle Surge: 150A; Recurrent Surge: 25A
Body Dimension: .165" D x .165" L
Types: 3L03 & 3L05

RADIATION RESISTANT
RECTIFIERS

Specifically designed to operate in a radiation environment. Now available in Metoxilite. Extremely rugged part is ideally suited for missile and space applications.

Peak Inverse Voltage: 100, 200, 300 & 400V
Average Rectified Current: 1A
Forward Voltage @ 1A 25°C: 1.2V
Reverse Current @ 25°C: 1 μ A; @ 100°C: 25 μ A
Single Cycle Surge: 30A; Recurrent Surge: 6A
Reverse Recovery: (Trr) 300-1000 ns
Body Dimension: .070" D x .165" L
Types: R1, R2, R3 & R4

THE WORK HORSE

The Metoxilite 1-amp rectifier family introduced with the 3-amp family has since become the workhorse of the industry. Utilizing the .060" diameter die, it offers more capability than the similar devices now available in the industry.

1-AMP METOXILITE RECTIFIERS
(3-AMP/MIL-STD-750)MEDIUM RECOVERY (Trr) 2 μ s

Peak Inverse Volt.: 200, 400 600, 800 & 1000V
Forward Voltage @ 1A, 25°C: 1.2V
Reverse Current @ 25°C: 0.5 μ A; @ 100°C: 25 μ A
Single Cycle Surge: 50A; Recurrent Surge: 10A
Body Dimension: D x .165" L
Types: 1N5614-22

FAST RECOVERY (Trr) 150-500 ns

Peak Inverse Volt.: 200, 400, 600, 800 & 1000V
Forward Voltage @ 1A, 25°C: 1.2V
Reverse Current @ 25°C: 0.5 μ A; @ 100°C: 25 μ A
Single Cycle Surge: 25A; Recurrent Surge: 6A
Body Dimension: D x .165" L
Types: 1N5615-23

NEW GENERATION 1N645

Our new 1/2-amp Metoxilite rectifier is small enough to replace the unreliable whisker type devices (1N645-7). This rectifier is now available in the Metoxilite non-cavity case with a high temperature metallurgically bonded internal assembly.

NEW 1/2-AMP METOXILITE RECTIFIER

MEDIUM RECOVERY (Trr) 2 μ s

Peak Inverse Volt.: 200, 400, 600, 800 & 1000V
Average Rectified Current: 0.5A
Reverse Current @ 25°C: 100 nA; @ 100°C: 7 μ A
Forward Voltage @ 0.5A, 25°C: 1V
Single Cycle Surge: 25A; Recurrent Surge: 5A
Body Dimension: .070" D x .165" L
Types M2, M4, M8 & M0

FAST RECOVERY (Trr) 150 ns

Peak Inverse Voltage: 100, 200, 400 & 500V
Average Rectified Current: 0.5A
Reverse Current @ 25°C: 250 nA; @ 100°C: 15 μ A
Forward Voltage @ 0.5A, 25°C: 1V
Single Cycle Surge: 12.5A; Recurrent Surge: 3A
Capacitance @ 4V: 20 pF
Body Dimension: .070" D x .165" L
Types: F1, F2, F4 & F5

LO-DYNAMIC Z-ZENERS

Semtech's new Metoxilite low dynamic impedance zeners offer voltages of 6.8 to 120 volts for 1, 3, and 5 watt applications. This new series of devices offers 1/3 lower dynamic impedance when compared at the same operating current to those presently available. As an added plus, the device is radiation resistant. The zener body measures .165" long (max.) and is .110" in diameter (max.). Types SX30-120.

FOR VOLTAGE MULTIPLIERS

Introducing the Ministac in Metoxilite, multi-chip high voltage rectifier, particularly adaptable for high frequency applications such as voltage multipliers.

NEW METOXILITE MINISTAC

MEDIUM RECOVERY (Trr) 2 μ s

Average Inverse Voltage: 2, 3, 4, & 5 KV
Average Rectified Current: 125 mA
Reverse Current @ 25°C: 100 nA; @ 100°C: 7.0 μ A
Forward Voltage @ 125 mA, 25°C: 5V
Single Cycle Surge: 7A; Recurrent Surge: 1.25A
Body Dimension: .070" D x .215" L
Types: M20, M30, M40 & M50

FAST RECOVERY (Trr) 250 ns

Peak Inverse Voltage: 1.5, 2.0, 2.5 & 3 KV
Average Rectified Current: 100 mA
Reverse Current @ 25°C: 100 nA; @ 100°C: 7.0 μ A
Forward Voltage @ 100 mA, 25°C: 5V
Single Cycle Surge: 5A; Recurrent Surge: 1.25A
Body Dimension: .070" D x .215" L
Types: F15, F20, F25 & F30

SUB-MINIATURE HIGH VOLTAGE
METOXILITE RECTIFIERS

A sub-miniature high voltage rectifier obtained by Semtech's unique technology. A multi-junction device high temperature metallurgically bonded and fused in a non-cavity Metoxilite case. This small device is designed to solve packaging problems where size and environmental criteria are critical.

MEDIUM RECOVERY (Trr) 2 μ sec

Peak Inverse V: 1000, 1500, 2000, 2500 & 3000V.
Average Rectified Current: 250 mA
Forward Voltage @ 100 mA, 25°C: 3.5V
Reverse Current @ 25°C: 1 μ A; @ 100°C: 20 μ A
Single Cycle Surge: 14A; Recurrent Surge: 2.5A
Body Dimension: .110" D x .215" L
Types: 1N3643-47 & SM20, SM25 & SM30

FAST RECOVERY (Trr) 300 ns

Peak Inverse Voltage: 1500, 2000 & 2500V
Average Rectified Current: 250 mA
Forward Voltage @ 100 mA, 25°C: 4V
Reverse Current @ 25°C: 1 μ A; @ 100°C: 20 μ A
Single Cycle Surge: 10A; Recurrent Surge: 2.5A
Body Dimension: .110" D x .215" L
Types: S15F, S20F & S25F

SEMTECH
CORPORATION

652 Mitchell Road, Newbury Park, California 91320
(805) 498-2111, (213) 628-5392/TWX: 910-336-1264

CHICAGO — 140 N. La Grange Road,
La Grange, Illinois 60525
(312) 352-3227/TWX: 910-683-1896

DALLAS — 402 Irving Bank Tower, Irving,
Texas 75060 — (214) 253-7644
TWX: 910-860-5906


FLORIDA — 2304 Aloma Ave., Room 2,
Winter Park, Florida 32789 —
(305) 644-5404

NEW JERSEY — 1081 Bristol Road,
Mountainside, N.J. 07092
(201) 654-4884/TWX: 710-997-9585

SAN FRANCISCO — 941 E. Charleston,
Suite 10, Palo Alto, Calif. 94303 —
(415) 328-8025

EUROPEAN SALES — Bourns A.G.
Baarerstrasse 8, 6301 Zug, Switzerland —
(042) 232-242

Here's an optical tachometer for tape drive control



(that won't blow your manufacturing costs!)

- Mounts directly to drive motor
- Frequency output <math>< 0.7\%</math> FM deviation
- Uses LED light sources, extremely reliable
- Square wave, TTL compatible output
- Temp. range of -20°C to $+80^{\circ}\text{C}$
- Priced under \$35.00 in quantity

Write or call for spec sheet on Disc's new 990 Series Tachometers.



DISC Instruments, Inc. 102 E. Baker St., Costa Mesa, Calif. 92626, Phone (714) 979-5300

Disc Instruments Division
Finnigan GmbH
Dachauer Strasse 511, 8 Munchen 50, Germany
Phone: (0811) 142291 (2)

Disc Instruments Division
Finnigan Instruments Ltd.
Paradise, Hemel Hempstead, Herts, England
Phone: (0442) 57261

Circle 166 on reader service card

Cut Navy Standard Hardware packaging costs 50%



This free book tells how.

Now you can configure Level II packages for any assortment of Navy SHP circuit modules in any quantity using a screwdriver and our off-the-shelf components. This Level II erector-set concept means savings in design, tooling and production that add up to rugged, thermally efficient SHP packaging for half what it would cost you to do it yourself. We've written a 17-page paper that

gives all the details including information and drawings that let you design your own packaging from our six standard parts. Write for it today if you're involved in Navy SHP or ever expect to be. Don't bid Navy SHP without it. IERC, a subsidiary of Dynamics Corporation of America, 135 W. Magnolia Blvd., Burbank, Calif. 91502.




Heat Sinks

166 Circle 191 on reader service card

New products

cations such as laboratory equipment, plastics processing equipment, industrial ovens and drying systems, heating platens, textile and




paper machinery, water and chemical baths, and food processing.

Heinemann Electric Co., 138 Magnetic Dr., Trenton, N.J. 08602 [376]

Controller design eliminates rfi problem

A time-proportioning temperature controller, the model 5CX-62, has a complete solid-state control circuit. Zero-voltage-crossing firing of the triac virtually eliminates rfi noise commonly associated with phase-modulated controllers. The circuit design will not permit half-cycling, which assures freedom from possible transformer saturation problems. An isolated-case-output is provided to facilitate heat-sink mounting without need for electrical insulation. Quick-connect spade lug terminals are provided for easy installation. Thermistor sensors are used in a Wheatstone Bridge arrangement for good control sensitivity. Standard TX series probes provide temperature control from



Electronics/May 24, 1973

WESTON

the newest family name in frequency counters.

Meet the newest name in frequency counters—from the country's oldest manufacturer of test equipment.

For the engineer, service technician or serious hobbyist, there's the new Model 1252, an autoranging crystal-clock counter, 5 Hz to 30 MHz range, 6-digit, and all solid-state circuitry. It features four autoranging gates plus two pre-set gates, automatic blanking of leading zeroes, and an unbelievably low price.

Those wanting more capacity in a counter can find it in Model 1253, a 1 Hz to 200 MHz instrument, with separate 1-megohm and 50 ohm inputs, 7 digit LED with overrange indicator, 1 MHz time base, and external clock input.


Great for precision work. Comparably low priced. Scientists, technicians and experimenters requiring the utmost from a counter can find the answer in either Model 1254 or Model 1255. Both have high-stability TCXO time bases, 1 Hz to 200 MHz range, BCD output, push-button re-set (first display is always correct), and remote programming capability. Model 1255 also has a pre-scaled 600 MHz capability.



Oh, yes, the WESTONS have a couple of cousins, too. There's Model 1251, a programmable 20 MHz timer with 100 nsec. resolution. It provides time interval, period, time average, event and ratio measurements in a 5-digit LED display. And, there's Model 1259, a 600 MHz scaler which will automatically extend the range of any counter to 6 MHz–600 MHz.

You can recognize the strong family resemblance in all these new members of the Weston test equipment team. They're all lightweight, compact and easy-to-use. Each has a lockable, multi-position handle which serves as a tilt-stand. See them all at your nearby Weston distributor today.

Circle 217 on reader service card.



Try any one for 10 days free

(Your WESTON distributor is betting you'll never want to give it up.)

Weston, the leader in portable test equipment, is willing to bet that once you try one of our digital DMM's, you'll never want to give it up.

So, during the next few months you can try any one of these compact, portable, almost indestructible multimeters for 10 days—FREE! Just pick the one that suits your needs best.

Model 4440 Lowest cost, plus high performance. Full 3½ digits. 17 ranges, 20 mV to 1000V, 200 ohms to 2 megohms, plus AC/DC current. Blinking overrange indicator. Self-contained, re-chargeable battery—over 8 hours continuous operation. Or, use AC line converter. (\$285. list)

Model 4442 20 ranges, plus amazing accuracy. ±.05% of reading ± one digit—guaranteed! All solid-state circuitry built around MOS/LSI chip. Automatic blanking of unused digits conserves power. Battery or AC line converter. (\$325. list)

Model 4443 Lowest price, most precise, DC-only DMM available. 13 ranges, 200 mV to 1000V (100uV res.), 200 ohms to 20 megohms (0.1 res.), plus current. ±.05% of reading ± one digit—guaranteed! Battery operated. Complete with charger. (\$285. list)

Model 4444 The autoranging maximimummultimeter. Choose VAC, VDC, Ohms or DC current. The 4444 does the rest. Instant automatic range selection. Plus four full digit display including polarity. Ultimate accuracy in a portable, ±.02% of reading ± one digit. No other portable offers more, does more. (\$575. list)

So try one today. Send in the attached postal reply card for more details. Your nearby Weston distributor will contact you. Weston Instruments, Inc., 614 Frelinghuysen Avenue, Newark, N.J. 07114.

Circle 218 on reader service card.

We're either first or best. Or both.

WESTON® 



Reader service card numbers 217, 218.

(fold card at center, seal or staple open ends)

Send me detailed data on these new Weston products:

#217. Weston Frequency Counters: All Model 1252 Model 1253 Model 1254 Model 1255 Model 1251 Timer Model 1259 Scaler

#218. Send me detailed information on Weston's 10-day free trial offer on DMM's. Or, have my nearby Weston distributor contact me. Phone _____.

Name _____

Title _____

Company _____

Address _____

City _____ State _____ ZIP _____

First Class
Permit No. 392
Newark, N.J.

Business Reply Mail

No postage stamp necessary if mailed in the United States

Postage will be paid by addressee

Weston Instruments, Inc.

614 Frelinghuysen Ave.

Newark, N.J. 07114


New products

-65° to +425°C in four ranges.
Price is \$29.20.

Oven Industries Inc., P. O. Box 229, Mechanicsburg, Pa. 17055 [377]

Infrared analyzer measures gas-mixture constituents

By sensing the attenuated infrared energy, the NDIR gas analyzer measures the concentration of the gas constituents in a gas mixture. The unit was designed for various



gases including CO, CO₂, HC, NO, and SO₂. Optional features include linear outputs, internal optical calibration (which eliminates the need for span gas), and corrosion-resistant fittings for process streams. The analyzer is capable of measuring up to three gases simultaneously and is suited for applications in petrochemical, food, medical, and metals industries.

Infrared Industries Inc., P. O. Box 989, Santa Barbara, Calif. 93102 [379]

Centering computer added to precision gaging systems

An electronic centering computer that will automatically center the chart recording of parts being measured on roundness machines has been added to the Gould line of precision gaging systems. CompuCenter I operates as a component of the company's spindle-drive Surf-analyzer 136 and 360 roundness-gaging systems. Used in combination with a simple locating fixture, the CompuCenter makes repetitive production-line measurements almost automatic. When connected to a roundness system, CompuCenter I accepts electronic signals from the

THE MINIATURE PC ROTARY SWITCH.

Very big in communications circuits.

The screwdriver operated PC mount rotary is 0.6 inches in length. It's half that in diameter. (A shaft-actuated bushing-mounted version also available.)

Both provide a 36° angle of throw with one or two pole circuitry. Rated make or break 200 milliamps at 115 VAC resistive load for 5,000 cycles. (Or 50 milliamps at 25,000 cycles.)

For more information on all Grayhill products, write today for our newest Engineering Catalog. Grayhill, Inc., 523 Hillgrove Avenue, La Grange, Illinois 60525. (312) 354-1040.



Circle 167 on reader service card

WISH TO IMPORT

EXCLUSIVELY TO JAPAN


ELECTRICAL MATERIALS, EQUIPMENTS, PARTS, CHEMICALS FOR ELECTRICAL USE, ETC. WHICH ARE NEWLY DEVELOPED OR PATENTED IN USA. WE ARE WHOLESALERS AND IMPORTERS OF ALL KINDS OF ELECTRICAL MATERIALS, ETC. IN JAPAN. HAVING BRANCHES ALL OVER JAPAN, TOKYO, NAGOYA, FUKUOKA, SHIKOKU, KASHIMA, HIROSHIMA, ETC. OUR MONTHLY TURNOVER IS ABOUT US\$2,400,000.00. OUR BANKERS: SUMITOMO, FUJI, KYOWA, DAI-ICHI KANGIN, KOBE. PLEASE CONTACT US DIRECTLY.

Z. KURODA & CO., LTD.

56-2, 5-CHOME KIGAWA HIGASHINOCHO
HIGASHI YODOGAWAKU OSAKA, JAPAN
TELEX: 523-8426 CABLE: KURODEN OSAKA

AO StereoStar/ Zoom High Resolution Microscope

combines
unsurpassed
optics,
magnification
and convenience.



American Optical makes a StereoStar/Zoom Microscope that combines high resolution, extra-large field of view, wide total magnification range (3.5 through 210X) and the most convenient zoom control. What's more? A rotatable, interchangeable power body. Crisp, sharp images throughout the magnification range. A free brochure is available with full details. Write for it, or contact your AO Sales Representative.

©TM Reg., American Optical Corp.



**AMERICAN OPTICAL
CORPORATION**

SCIENTIFIC INSTRUMENT DIVISION • BUFFALO, N.Y. 14215

Circle 168 on reader service card



YOU'RE WHISTLING IN THE DARK...

if you think that heart disease and stroke
hit only the other fellow's family.

**GIVE ... so more will live
HEART FUND**



Contributed by the Publisher

New products

recorder for readings up to two times full scale. CompuCenter I is set up to work at 4 revolutions per minute. The full centering process



takes 30 seconds. A green "ready" light indicates to the operator that the computation is complete, and the recording pen can then be lowered onto the chart.

Marketing Manager, Measurement Systems Division, Gould Inc., 4601 Arden Dr., El Monte, Calif. 91731 [378]

Digital countdown timer made for industrial jobs

Model I-ms digital countdown timer displays both minutes and seconds in large luminous numbers for close control. Push-button controls provide virtually uninterrupted oper-




ation and include "reset," "preset," and "power." A digital readout indicates the time required to complete. An audio alarm is also available. The standard unit operates on 115 volts, 60 cycles, with other voltages and time ranges available. The price is \$75 in small quantities.

Nucon Co. Inc., 2557 Charleston Rd., Mountain View, Calif. 94040 [380]



Oh, you Darlington!

10 Beautiful AMPS of Unequalled Performance



Some of the best things come in small packages. Such as Solitron's 10 Amp single diffused Darlington. These NPN Silicon Power transistors are designed into a compact TO-66 package, but offer 30 watts dissipation and BV_{CEO} ranges of 50, 80 and 100 Volts. They have excellent second breakdown capability and low leakage characteristics. Typical I_{CEO} 's at an elevated temperature of 100°C are less than 1.0 mA, with typical gains of 5000 @ 5.0 Amps and $V_{CE}(\text{sat})$ @ 5.0 A typically 1.2 Volts. Identified as the SDM 2501-6 Series, these Darlington are ideal for power switching, inverters, converters and audio amplifier applications.

For complete information, prices and engineering application assistance, dial toll-free 1-800-327-3243. Or write:

Solitron
DEVICES, INC.

1177 BLUE HERON BLVD. / RIVIERA BEACH, FLORIDA 33404 / (305) 848-4311 / TWX: (510) 952-7610

SAN DIEGO, CALIF.
8808 Balboa Ave.
CMOS, PMOS Circuits
Diodes, Rectifiers, &
Zeners
FET & Dual FET
Transistors
High Voltage Assemblies
Linear & Monolithic IC's

RIVIERA BEACH, FLA.
1177 Blue Heron Blvd.
Hi-Rel Power Transistors
SI & Ge. Power
Transistors
Hi-Rel Power Hybrids
PNP-NPN Industrial
Transistors

PORT SALERNO, FLA.
Cove Road
Microwave Connectors
Plaxial (R) Cable
Precision RF Coaxial
Connectors

JUPITER, FLA.
1440 W. Indiantown Rd.
Microwave Stripline
Components
Microwave Diodes
RF and Microwave
Transistors
Hi-Rel Power
Transistors

TAPPAN, N.Y.
256 Oak Tree Road
Diodes & Rectifiers
Ferrite & Ferrite Devices
High Voltage Assemblies
Power Rectifiers
Thick Film
Hybrid Circuits

KENT, ENGLAND
Tubbs Hill House
London Road,
Sevenoaks
Solidev, Ltd
Full line of
Solitron devices

BEN BARAQ, ISRAEL
51 Hayarkon Street
AEL Israel, Ltd.
Full line of
Solitron devices

TOKYO 105, JAPAN
Rm. No. 21,
Kyodo Bldg.
No. 4-10, 2 Chome
Higashi Shinbashi
Minato-ku
Full line of
Solitron devices

Need a
reliable way to
meet budget?

Specify
**HYBRID
VOLTAGE
REGULATORS**
by
MICROPAC



4 to 10 amp output current

- 4 to 36 fixed voltage range.
- Positive & negative voltages.
- 120 watts power dissipation.
- Internal short circuit protection.
- External components not required.
- Standard TO-3 package.
- Available from stock.
- Economically priced.

Other standard products available or in design:

- PIN diode switch driver
- Active filter
- High current / high voltage driver

Custom products also available. Contact —



MICROPAC INDUSTRIES, INC.

905 E. Walnut St., Garland, Texas 75040
Tel. 214-272-3571 TWX 910-860-5186

New products / materials



A silver/urethane conformal coating consists of a pure silver filler in a polyurethane resin. The one-component conductive air-drying system adheres and conforms to various substrate materials and cures at room temperature. When dry, the material is reflective to microwave energy.

Tecknit Wire Products Inc., 129 Dermody St., Cranford, N.J. 07016 [476]

A silver metalization process for mica electronic applications comprises two products—mica silver type 1 for screening and mica silver type 2 for brushing applications. The preparations are applied to mica to form electrodes for capacitors and for conductive lines. Price per ounce is \$10.

Transene Co. Inc., Rte. 1, Rowley, Mass. 01969 [477]


A one-component silver epoxy with a work life of one week is designated Ablebond 36-2. The conductive material retains 0.0001 ohm-cm resistivity to 400°C and has a 1,000 psi lap shear strength after 250 hours at 200°C. It can be dispensed in 4-mil dots or screened. Price for the material in a 1-cc syringe is \$3.30. A one-ounce jar costs \$13.75.

Ablestick Laboratories, 833 W. 182nd St., Gardena, Calif. [478]

Eccomold 195R is an epoxy molding powder with a flow soft enough to encapsulate glass-enclosed reed switches. Although higher molding temperatures may be used, the material can be molded at 250°F. Molding pressures are from 100 to 1,000 psi. Price is \$1.75 per pound in 2,500-pound lots.

Emerson & Cuming Inc., Canton, Mass. [479]

OPTIMA ACTION RACK



The all new **ACTION RACK** provides the top quality package with an exciting range of features and applications.


■ **Multibay Systems**—The **ACTION RACK** is at its best arranged in series, wedges and wrap-arounds. Future system expansion is a simple and easy operation.

■ **Turret Display Modules**—Isolate and focus attention as required in display, monitor and CRT applications.

■ **Accessories**—A decade of experience has gone into development of these useful accessories—Panels and handles, recessed mounting rails, trim inserts, doors, leveling feet, casters, caster plate, stabilizers, power outlets, chassis slides and support angles, storage shelf, blowers, vent grilles and louvers, drawers and a variety of writing surfaces.

Engineered to provide full use of the expanded **OPTIMA** line of accessories and styling features at a money-saving cost. Available in 7 panel heights (22", 28", 35", 42", 52", 61", and 70") for 19" panel width and 24" panel-to-panel depth. Depth is adjusted with recessed mounting rails. **ACTION RACK** is delivered completely assembled and finished in two colors from a great selection of 16 vinyl colors.

Write or call **OPTIMA ENCLOSURES** Division of Scientific-Atlanta, Inc. 2166 Mountain Industrial Blvd. Tucker, Ga. 30084 (404) 939-6340



Buying your carbon comps from distributors?


Then here are five good reasons for buying IRC.

Delivery. TRW/IRC carbon composition resistors are available. A full line of RCR S-level $\frac{1}{4}$, $\frac{1}{2}$, 1 W from 2.7 ohms to 22 megs is in stock at your local TRW distributor. If you need his name and address, contact us.

Quality. IRC carbon comp performance has been proven in use by the billions—consumer, industrial and military applications. Ours were the first resistors to receive hi-rel qualification and are backed by nearly a billion test hours—with no failures.

Price. TRW distributor stock—with the same competitive price for *both* industrial and mil spec applications—is standardized on S-level RCR types (best failure rate level available in the industry).

Packaging. Standard distributor packaging is card pack. Cost saving lead tape, body tape or cut-and-formed leads can be supplied.




Complete resistor choice. TRW offers a total resistor capability—carbon composition, thin film, Metal Glaze™, wirewound and other types. Broadest line in the business. All from *one* source—your local TRW distributor. He'll be glad to work with you on all your resistor requirements.

Contact Distributor Operation, TRW/IRC Resistors, an Electronic Components Division of TRW Inc., 401 N. Broad Street, Philadelphia, Pa. 19108. Phone (215) 923-8230.

TRW[®] IRC RESISTORS

TAUTBAND, 0.5% AND...

Low Cost*



There are many other words that describe our complete line of portable standard instruments, too — like rugged, versatile and available. Yokogawa Electric has over 55 years of experience in the manufacture of precision instruments and is now introducing this complete line of taut-band portable standards to the U.S. These instruments are reknown, world-wide, for their quality and precision. Write for our complete technical data and prices today. We're confident that we have a portable AC or DC standard voltmeter, ammeter or wattmeter that will more than meet your requirements at prices that will surprise you.

* low cost like . . .
AC Ammeter 2/5/10/20 Amps \$99.00
DC 17 Range Volt/Ammeter, 3 to
1,000 V, 1 mA to 30 A \$195.00
AC/DC Wattmeter 5/25 A, 120/240 V \$250.00



Yokogawa Electric
In the USA, contact:
Yewtec Corporation • 1995 Palmer Ave.
Larchmont, N.Y. 10538 • 914-834-3550

Circle 172 on readerservice card

New literature


Crystal oscillators. A 14-page brochure from Vectron Laboratories Inc., 121 Water St., Norwalk, Conn., covers crystal and clock oscillators ranging from 1 hertz through 200 megahertz. Circle 421 on reader service card.

Relay sockets. Viking Industries Inc., 21001 Nordhoff St., Chatsworth, Calif. 91311, has issued a catalog covering the company's relay socket connectors and related hardware. [422]

Switching. A two-page catalog from Fifth Dimension Inc., Box 483, Princeton, N.J., describes the theory, application, and specifications of a family of mercury-wetted switching devices that operate in any mounting position. Both dc and rf products are covered. [423]



Power supply. Elcom Industries Inc., Civilian Terminal, Hanscom Field, Bedford, Mass. 01730. A line of modular power supplies is described in a data sheet providing information on features, specifications, and ordering. [424]

Microwave. Sivers Lab, Box 42018, S-126 12 Stockholm 42, Sweden, is



offering a 104-page catalog providing information on microwave instruments, YIG devices, ferrites, rotary joints, electromechanical

World's smallest




power supply for op amps...\$14

This 2.3x1.8x1-inch module has tracking outputs of ± 15 V @ 25 ma with regulation of $\pm 0.1\%$ and ripple of 1 mv. It costs \$14.00 in 1,000 lots and only \$24.00 for one. Requisition Model D15-03. (For ± 12 V @ 25 ma, order Model D12-03.) Three-day shipment guaranteed.



Acopian Corp., Easton, Pa. 18042
Telephone: (215) 258-5441

GOING TO EXTREMES TO INSURE QUALITY



If you could take an express trip from the North Pole to the equator, you'd experience roughly the same effect as our special environmental testing has on the fingertip-size "Toko Pulse Transformer." More than a thousand hours of exhaustive testing in temperatures ranging from -55°C to $+85^{\circ}\text{C}$ and humidity increasing from zero to 98% allow no rest for these electronic machine parts. In addition, anti-vibration and anti-shock tests are repeatedly performed to satisfy uncompromising Toko standards.

Only after repeated and severe testing can we determine if the quality of each piece of circuitry is acceptable. From the radio and TV components that brighten our everyday lives to the electronic miracles that will enable man's exploration of the universe, even a single flaw in the smallest electronic part could spell failure . . . even disaster.

No wonder, then, we strive to maintain such strict standards for all Toko products. Achievements like the development of the Pulse Transformer, Delay Lines, Wire Memories, Super-Miniature Coil and other innovative Toko products require this conscientious attitude, combined with a pioneering spirit, ready to meet every demand placed on the Toko brand wherever it appears in the world.



EXCELLENT SET WITH TOKO PARTS

TOKO, INC.

For further information, just call or write:

Head Office: 1-17, 2-chome, Higashi-Yukigaya, Ohta-ku, Tokyo, Japan

Toko New York Inc.: 350- Fifth Avenue, New York, N.Y. 10001 U.S.A. Tel: 565-3767

Toko, Inc. Los Angeles Liaison Office: 1830 West Olympic Blvd., Los Angeles, 90006 Cal. U.S.A. Tel: 380-0417

Toko Elektronik GmbH: 4 Düsseldorf, Lakronstrasse 77, W. Germany Tel: 0211-284211

Toko (U.K.) Limited: 59-67 Gresham Street, London

Have a "Wrap" session with Cambion.



When Cambion decided to develop a custom wire-wrapping service, we started with the idea of complete customer satisfaction. This meant analyzing every step from customer preparation to shipment of completed boards.

In doing this, it became obvious that errors must be eliminated if we were to achieve customer satisfaction. While we can't (and shouldn't) fix your logic, we can (and do) eliminate any potential wiring errors through a simple, yet highly effective "cross-indexing" computer check. In fact, we use our computers to produce four different lists to ensure proper wiring according to your specifications. The computer also checks for seven different types of wiring errors. Only after the customer has been notified of any, and they are corrected, is the computer allowed to produce a set of wiring instructions from which the boards will actually be produced.

Cambion's wiring service is fully guaranteed. You can order your design in any quantity, no matter how large. The Quality stands up as the Quantity goes on. That's the Cambion Double "QQ" approach to customer satisfaction.

For complete details on this newest of Cambion services, write to Wm. G. Nowlin, Gen. Mktg. Mgr., Cambridge Thermionic Corporation, 445 Concord Avenue, Cambridge, Mass. 02138. Phone: 617-491-5400. In Los Angeles, 8703 La Tijera Blvd. Phone: 213-776-0472.

Standardize on

CAMBION[®]

The Guaranteed Digital Products

New literature

switches, and transmission-line components. Included are calculation charts for high-power designs [425]


Calculator. A four-page brochure provides information on the model 1175 electronic printing calculator available from Facit-Addo Inc., 501 Winsor Dr., Secaucus, N.J. 07094. A chart is included, as well as a diagram of the keyboard and information on operating procedures. [426]

Switches. Seacor Inc., 598 Broadway, Norwood, N.J. 07648. An eight-page catalog describes the series MX push-button-switch system. [427]

Core memories. Standard Memories Inc., 2801 E. Oakland Park Blvd., Fort Lauderdale, Fla. 33306. A six-page brochure describes the company's line of add-on compatible core memories which expand IBM 360 computers to up to four times capacity. [428]

Temperature controller. A high-low limit protection device designed to limit process temperature is described in a brochure available from Eagle Signal Division, Gulf + Western Industries Inc., 736 Federal St., Davenport, Iowa 52803 [429]


Packaging hardware. A short-form catalog describes the product line of the Scanbe Manufacturing Corp.,



3445 Fletcher Ave., El Monte, Calif. 91731. The products include socket cards, files, sockets and strips, and wiring. [430]

Don't overdraw. Use these Kodak shortcuts:

The snappy restoration shortcut.




Why waste time retracing your old, battered drawings? Restore them by making sharp, clean photographic reproductions on Kodagraph film. Weak lines come back strong and clear. Stains virtually disappear. And instead of gray lines on yellow, you'll have snappy, contrasty, black-on-white prints.

The drop-of-water shortcut.

Why retrace the whole design for a few revisions? Just

order a second original on Kodagraph wash-off film. Then use a drop of water and erase unwanted details.




Draw your design revisions on the film and you're done.

The multiplication shortcut.

Why draw the same detail over and over? Kodagraph film will do the job for you. That way you draw the detail just once. Make as many photoreproductions as you need. Cut them out, paste them down, and make a

Kodagraph film print of the paste-up.



Now you have a superb second original for subsequent printmaking.


Get the facts from Kodak.

Drop us a line for more facts on how you can reduce drafting time and save money too, with Kodagraph films and papers. Eastman Kodak Company, Business Systems Markets Division, Dept. DP832, Rochester, N.Y. 14650.

Kodak products for engineering data systems.



NEW SHORTER CASE! SCHAUER 1-WATT ZENERS



**SAME LOW PRICES FOR
1% TOLERANCE ZENERS
ANY VOLTAGE
FROM 2.0 TO 18.0**

Quantity	Price Each
1-99	\$1.07
100-499	.97
500-999	.91
1000-4999	.86
5000 up	.82

IMMEDIATE SHIPMENT

Send for rating data and 20%, 10%, 5% and 2% tolerance prices.

Semiconductor Division

SCHAUER

MANUFACTURING CORP.

4514 Alpine Ave., Cincinnati, Ohio 45242
Telephone 513/791-3030

New literature

Disk drives. Diva Inc., 607 Industrial Way West, Eatontown, N.J. 07724. Specifications and descriptions are given in a brochure describing seven magnetic-disk-drive systems. [431]

Connectors. A 28-page catalog from Solitron/Microwave, Connector Division, Cove Rd., Port Salerno, Fla. 33492, contains photographs and dimensional drawings of several types of TNC connectors. [432]

Disk drives. International Memory Systems, 14609 Scottsdale Rd., Scottsdale, Ariz. 85260. A 24-page manual covers the line of moving-head disk drives and controllers and provides schematics and specifications. [393]

Product catalog. A comprehensive catalog from BLH Electronics Inc., 42 Fourth Ave., Waltham Mass. 02154, describes wire and foil strain gages; pressure transducers; strain gage, process control and calibration instrumentation; and proprietary systems. [434]

Image recorder. Dicomed Corp., 7600 Parklawn Ave., Minneapolis, Minn. 55435. A six-page brochure describes the company's line of digital-image color-film recorders. The brochure details how computer output is converted to high-resolution imagery and recorded on color film. [435]


Capacitors. Sprague Electric Co., 35 Marshall St., N. Adams, Mass. 01247, has released an eight-page engineering bulletin to simplify ordering MIL style CE70 and CE71 electrolytic capacitors to the D revision of MIL-C-62/12. [436]

Fiber optics. American Optical Corp., Fiber Optics Division, Southbridge, Mass. 01550. A fiber optics catalog covers the company's standard line of products as well as custom-design capabilities. Featured in the catalog are flexible Fiberscopes used to view inaccessible areas, light guides, image conduit, clad rod, faceplates, and components. [439]


Procond is sophisticated (electronics too)

Plastic film
and electrolytic capacitors
for entertainment
and professional
field.

Quadrangolo



PROCOND S.p.A. 32013 Longarone, Italy.



From Stock—Write for catalogs—largest line of stock sizes and shapes including special instrument and Mil. spec knobs
 Custom—Send Prints—for fast quote—“Family Mold” process assures lower cost



Electronic Hardware Corp.
 A Division of Hi-Tech Industries, Inc.
 180-08 Liberty Ave., Jamaica, N.Y. 11433
 Telephone: 212-291-2710

CLASSIFIED ADVERTISING

SEARCHLIGHT SECTION

BUSINESS OPPORTUNITIES
USED OR SURPLUS EQUIPMENT

IMMEDIATE DELIVERY

Minis & Peripherals
DEC—HIS
SEL—HP—NOVA

Card, Printer, Tape, Disk
TELETYPES
33, 35, 37

For Sale/Rent
617/261-1100

Send For FREE Price List
AMERICAN USED COMPUTER CORP.
15 School St., Boston, MA. 02108

CIRCLE 952 ON READER SERVICE CARD



EMPLOYMENT OPPORTUNITIES

POSITIONS VACANT

The Dade County Public Safety Department is looking for a qualified individual to fill the position of Electronic-Electrical Systems Supervisor. Interested applicants should have a degree from an accredited college or university in Electrical Engineering and minimum of 3 years supervisory or managerial experience in the field of installation, maintenance, and repair of UHF-VHF and microwave systems. Complete resumes should be submitted in writing to: Dade County Public Safety Department, Attn: Personnel Section, 1320 N.W. 14th Street, Miami, Florida 33125.

Lead Technician: Immediate opening as Shop Foreman/Lead Technician in Michigan's largest avionics facility. Benefits & working conditions best in industry. Top salary, plus percentage of net profit. Experienced & current aircraft electronic technicians send full resume to: Northern Air Service, Dept. P, Kent County Airport, Grand Rapids, Mich. 49501.

CONTRACT WORK WANTED


Winding through rectangular unbroken uncut cores. Cores snug fit cores, fill window, only usual clearances. Gerelo, BX 642 Cooper Sta, New York NY 10003.

RESUME KIT

Free Engineer's Resume Kit for Electrical Mechanical and Industrial Engineers. Scientific Placement, Inc., Employment Service 5051 Westheimer, Houston, TX 77027.

SEARCHLIGHT SECTION

AUTOTRACK MOUNT



AUTOTRACK SCR-584 RADARS

360 degree azimuth, 210 degree elevation sweep with better than 1 mil. accuracy. Missile velocity acceleration and slewing rates. Amplidyne and servo control. Will handle up to 20 ft. dish. Supplied complete with control chassis. ALSO in stock—10 cm. van mounted radar system. Conical scan. PPI. 6 ft. dish. Ideal for S band telemetry, weather, balloon trk. missile trk, rocket trk, ECM range. Write for complete data. 600 pg. instr. bk. avail. at \$25 ea.

1 MEV LINEAR ACCELERATOR

Dual Mode, Ion or Electron. RF Drive, 300 KHZ at 45 KW. Includes control console, RF unit, accelerator, etc.

MOD IV HIGH RESOLUTION TRACKER

Instrumentation radar; freq. 8.5-9.6 GHz, Pwr: 250 KW. .1 mil tracking accuracy. 6' Fresnel lens antenna with 4 horn monopulse feed. Tracking range 50 or 200 miles. Formerly used as range safety radar at Cape Kennedy.

MIT MODEL 9 PULSER 1 MW—HARD TUBE

Output 25kv 40 amp., 30kv 40 amp. max. Duty cy. .002. .25 to 2 microsec. Also 5 to 5 microsec. and .1 to .5 microsec. Uses 6C21. Input 115v 60 cycle AC. Mfg. GE. Complete with driver and high voltage power supply. Ref: MIT Rad. Lab. Series, Vol 5, p. 152.

2 MEGAWATT PULSER

Output 30 kv at 70 amp. Duty cycle .001. Rep. rates, 1 microsec. 600 pps. 1 or 2 msec. 300 pps. Uses 5948 hydrogen thyatron. Input 120/208 VAC 60 cycle. Mfr. GE. Complete with high voltage power supply.

17 MEGAWATT LINE PULSER

Output 17KV at 1000 Amps. Rep. rate 150-2000 PPS 2.5 Microsec. Keyer tube 5948 thyatron. Pwr: 208V, 3Ph, 60HZ, 38KVA.

HV POWER SUPPLIES

6.3 KV @ 5. Amp; 20KV @ 1.3 Amps; 35KV @ 1.5 Amps; 28KV, 70MA; 12KV @ 800MA; 18KV @ 2.25 Amps; 17.5KV @ 1.8 Amps.

RECON DRONE CONTROL RADARS

X Band systems autotrack and search complete with plotting boards. Fully mobile van mounted. Gives PPI, slant range, altitude data. Ground to air control links and beacons also in stock. AN / MPQ-29 & AN / UPW-1

PARAMETRIC AMPLIFIER

Collins type. 2.3 Ghz. 30 Mhz band width. 1.7 DB noise figure, 20 DB gain. 5-watt power splitter output.

SPARE PARTS IN STOCK

Nike Ajax, Nike Hercules, M-33, MPS-19, TPS-ID, TPS-10D, FPS-6, SPS8, SCR-584, HIPAR.

RADAR & RF PKGS.

34ghz 40kw Pulse RF pkg
24ghz 40kw Pulse bomb toss system
16ghz 130 kw Pulse B-58 search radar system

X BAND SEARCH 40 KW PULSE WEATHER RADAR
X BAND AUTOTRACK 250KW PULSE M-33
compl w / plot boards

X BAND BEACON 400 W PULSE AN/DPN-62

X BAND AUTOTRACK 50KW PULSE B-47

fire control complete

C BAND WEATHER RADAR 250 KW PULSE

C BAND HEIGHT FINDER

AN/FPS-26 5 megawatt output.

AN/TPS-37, 1 megawatt output.

C BAND 1 MEGAWATT AUTOTRACK

10ft dish mortar locator MPQ-21

C BAND 285KW PULSE Search AN / SPS-5

S BAND AUTOTRACK 500 KW PULSE 10' DISH

S BAND 1 MEGAWATT COHERENT AN / FPS-18

S BAND 1 MEGAWATT PULSE NIKE ACQ.

S BAND 5 MEGAWATT HEIGHTFINDER AN / FPS-6

S BAND BEACON 1 KW PULSE

L BAND 500KW PULSE AN / TPS-ID / E

L BAND 5 to 20KW PULSE

400mhz 1KW CW AN / FPS-23

225mhz 1 MEGAWATT PULSE AN/TPS 28

2-30mhz 100K W PULSE

CW 950-5ghz 150 WATTS

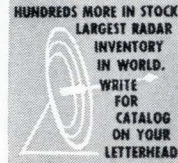
CW 1.5mhz-10.5ghz 5 WATTS

CW 7.4 GHZ 2 KW

AN / GPG-1 SKYSWEEP TRACKER

3 cm. auto. tracking radar system. Comp. pkg. w / indicator sys. Full target acquisition & auto. tracking. Input 115v 60 cy. new.

In stock for immed. del. Entire sys. 6' x 3' x 10'. Ideal for infrared tracker, drone tracker, missile tracker. R & D.



Radio-Research Instrument Co. INC.

3 Quincy St., Norwalk, Conn. 06850 • 203-853-2600

CIRCLE 951 ON READER SERVICE CARD

Job-seekers... be the first to know with McGraw-Hill's Advance Job Listings

By having our new weekly ADVANCE JOB LISTINGS sent First-Class (or by Air Mail, if you prefer) to your home every Monday you can be the first to know about nation-wide openings you qualify for both in and out of your field.

This preprint of scheduled employment ads will enable you to contact anxious domestic and overseas recruitment managers BEFORE their advertisements appear in upcoming issues of 22 McGraw-Hill publications.

To receive a free sample copy, plus information about our low subscription rates (from one month to 12), fill out and return the coupon below.

ADVANCE JOB LISTINGS / P.O. BOX 900 / NEW YORK NY 10020

PLEASE SEND A SAMPLE COPY
OF ADVANCE JOB LISTINGS TO:



NAME

ADDRESS

CITY

STATE

ZIP

E5/24/73



**Mike Truitt, in cap and gown,
the day he graduated as a dental technician.**

While he was in the Navy, Mike Truitt went to class. Had experienced teachers. And, in very little time, became a dental technician. But that's not all he learned in the Navy. He also learned about people. About life. About himself. And while he learned, he got paid for it. If your son joins today's Navy, there are many different career opportunities he may be able to choose from. The Navy recruiter in your neighborhood can tell him all about it. Or, send this coupon for a full-color information brochure. In the last 20 years, the Navy has graduated over a million young men. So when you suggest us, you know you're giving some good advice.

Please send complete information about the U.S. Navy.

COMMANDER, NAVY RECRUITING COMMAND
U.S. NAVY
BLDG. 157
WASHINGTON NAVY YARD
WASHINGTON, D.C. 20390

Call toll-free:
(800) 841-8000

Your Name _____

Your Son's Name _____ Age _____

Address _____

Phone # () _____

City _____ State _____ Zip _____

The Navy

E 2

Electronics advertisers

May 24, 1973

Acopian Corp. Mort Barish Associates, Inc.	172	Hewlett-Packard Richardson, Seigle, Roifs & McCoy, Inc.	162-163	SGS-ATES Studio B Communications	181
Airpax Electronics Weich, Mirabile & Co., Inc.	154	Hewlett-Packard Tallant Yates Adv., Inc.	68-69	Siemens Ries Cappiello Colwell, Inc.	22-23
Allegheny Ludlum Steel Corporation Van Sant Dugdale and Company, Inc.	61	Hewlett-Packard Richardson Seigle Roifs & McCoy, Inc.	127	Siemens Aktiengesellschaft Linder Presse Union GmbH	56
Allen-Bradley Company Hoffman, York, Baker & Johnson, Inc.	28	Hewlett-Packard McCarthy, Scelba, & DeBlasi Adv. Agcy., Inc.	1	Signetics Corp., Sub of Corning Glass Works Hall Butler Blatherwick, Inc.	119,150
American Optical Corporation, Scientific Instrument Div. Fuller & Smith & Ross, Inc.	168	Hewlett-Packard Phillips Ramsey Advertising & Public Relations	2	Siliconix Robertson West, Inc.	105
American Power Systems Corp. Effenson/Nusbaum/Richard/Advertising	21	Hickok Electrical Instrument Company Key Marketing Associates	16	Simpson Electric Co. Amerad Advertising Services, Inc.	160
AMP Incorporated Aitkin-Kynett Co., Inc.	17-20	Hughes Aircraft Company Foote, Cone & Belding	142-143	Sheaffer World-Wide, A Textron Company Sperry-Boom, Inc.	186
Analog Devices, Inc. Schneider Parker Guy, Inc.	79	Industrie Bitossi S.A.S. C.E.T.I.	20E	Solitron Devices, Inc., Transistor Division Haselmire Pearson Advertising, Inc.	169
Anritsu Electric Co. Ltd. Diamond Agency Co. Ltd.	22E	Interdata Shaw Elliott, Inc.	128	Sorenson Company, A Unit of Raytheon Company Provandie Eastwood & Lombardi, Inc.	50 & 51
Atlantic Richfield Company (ARCO) Needham, Harper & Steers, Inc.	201	International Electronic Research Corporation Van Der Boom, McCarron, Inc., Advertising	166	Spectra-Physics-LPD The Maxwell Arnold Agency	136
Bartlett Tree Experts Bruce Angus Advertising, Inc.	194	Intronics Impact Advertising Incorporated	6	Sprague Electric Company Harry P. Bridge Company	8
Bayer A. G. Werbeagentur	62-63	Johnson Company, E. F. Martin Williams Advertising	26-27	Stackpole Carbon Company, Electronic Components Division Ira Thomas Associates, Inc.	155
The Boeing Aerospace Company Cole & Weber, Inc.	84-87	Krohn-Hite Corporation Impact Advertising, Inc.	5	Syston Donner Concord Instruments Bonfield Associates	9,134
Bowmar/ALI Rosentfeld, Sirowitz & Lawson, Inc.	187	Lambda Electronics Corporation Michel Cather, Inc.	3rd Cover	TEAC Corp. Dentsu Advertising Ltd.	21
Brand-Rex Creamer, Trowbridge, Case & Basford, Inc.	149	Lear Siegler/Cimron Instruments Manning/Bowen and Associates	135	Techmasheport Vneshtorgreklam	51
Burndy Intermarco Publicem	11E	Linear Digital Systems Corporation Technical Publications Corporation	182	Tektronix, Inc. Dawson, Inc.	37
Burroughs Corp. Conti Advertising Agency, Inc.	141	Litronix, Inc. Regis McKenna, Inc.	7	Teledyne Semiconductor Regis McKenna, Inc.	55
Cambridge Thermionic Corporation Chirug & Cairns, Inc.	174	Lockheed Electronics Company McCann-Erickson, Inc.	39	Teletype N. W. Ayer & Son, Inc.	66-67
Carlo Erba Studio Dema	13E	LTT Publibel	27E	Teradyne, Inc. Quinn & Johnson, Inc.	70
Celanese Corporation D'Arcy-MacManus International, Inc.	133	Lyon Metal Products, Inc. Reinke, Meyer & Finn, Inc.	202	Thomson CSF Bazaine Publicite	131
CIT Alcatel Promotion Industrielle	12E	MEPCO/ELECTRA, INC. Welborn Advertising, Inc.	64-65	Thomson CSF Bazaine Publicite	9E
Concord Electronics Corp. Sound Advertising	158	Micropac Industries, Inc.	170	Tokyo Electric Co., Ltd. PAL, Inc./Export Advertising	182
A. T. Cross Company Potter Hazlehurst, Inc.	190	Microwave Semiconductor Corp. Paul Ellman & Assoc.	2nd cover	Toko, Inc. Hakuhodo, Inc.	173
Dale Electronics, Inc., A Sub. of The Lionel Corporation Swanson, Sinky, Ellis, Inc. Advertising	4th cover	3M Electro Products Division Batten, Barton, Durstine & Osborn, Inc.	144	TRW/Globe Motors Odiome Industrial Advertising, Inc.	88
Data General Corporation The Advertising Group	46-47	3M Company-Film & Allied Products Div. Young & Rubicam International, Inc.	159	TRW/IRC Resistors Gray & Rogers, Inc.	171
Data IO	28E	3M Company-Mincom Division D'Arcy-MacManus & Masius, Inc.	77	TRW Electronics, Semiconductor Division The Bowes Company	101
Delco Electronics Division, General Motors Corp. Campbell-Ewald Company	48-49	Moneysworth The Ad Agency	183	Tung Sol Division, Wagner Electric Corp. Winius Brandon Company	78
Disc Instruments, Inc. Janson Associates, Inc.	166	MOS Technology, Inc. Henry S. Goodsett Advertising, Inc.	152	Union Carbide-Crystal/Products Manning/Bowen & Associates	151
Eastman Chemical Products, Inc., Industrial Chemicals J. Walter Thompson Company	6	Mostek Corporation Kaufmann Advertising, Inc.	15	Unitrode Corporation Impact Advertising	31
Eastman Kodak Company, Business Systems Markets Div. J. Walter Thompson Co.	175	National Semiconductor Corp. Chiat/Day, Inc. Advertising	138-139	Universal Oil Products, Norplex Div. Campbell Mithun, Inc.	58
Eaton Corp./ATA Foundation Meldrum and Fewsmith, Inc.	196	Nippon Kogaku K.K. K & L Advertising Agency	23	Wandel und Goltermann Werbeagentur	24E
Electronic Associates, Inc. Gerald Clarke, Inc.	82	Nortron Technik Marketing	21E	Wavetek Chapman Michetti Advertising	52
Electronic Hardware Co. Div. of Hi-Tech Inc. Norman, Lawrence, Patterson & Farrell, Inc.	177	Oscilloquartz SA, Neuchatel M.R. Hofer Wergeagentur BSR/EAAA Bern	19E	Wayne Kerr Co. Ltd. Dennis & Garland Ltd.	10E
Electronic Navigation Industries Hart Conway Co., Inc.	14	Panasonic Industrial Div. Dentsu Corporation of America	72	Westinghouse Fluorescent Lamp Div. Ketchum, MacLeod & Grove, Inc.	192-193
Electro Scientific Industries Com/Mark Communications Group	25E	Philips N.V. Pit/T & M Division Marsteller International S. A.	58	Weston Instruments, Inc. APCL&K, Inc.	166A-166B
Energy Conversion Devices, Inc. Watkins Rogers, Inc.	146	Phoenix Data Craig Miller Advertising	145	John Wiley & Sons Shaw Elliott Incorporated	148
Erie Technological Products Co., Inc. Altman Hall Associates Advertising	25	Pitney Bowes Douglas Turner, Inc.	195,197,199	Winnebago Industries, Inc. Bozell & Jacobs, Inc.	184
Excellon Industries Elgin Davis, Inc.	21E	Plastics Engineering Company Kuttner & Kuttner, Inc.	157	Xerox Corporation Needham, Harper & Steers, Inc.	188-189
Fairchild Semiconductor, Inc. Carson/Roberts, Inc. Adv., Division of Ogilvy & Mather, Inc.	43-45	Plessey Arco A & E Bologna	148	YEWTEC Corporation Kenmarc Advertising, Inc.	172
Fairchild Systems Technology Hall Butler Blatherwick, Inc.	112-113	Princeton Electronic Products, Inc. Mort Barish Associates, Inc.	153	Z. Kuroda & Co., Ltd. JTS Co., Ltd.	167
General Automation Chiat/Day, Inc., Advertising	12-13	PROCOND S.p.A. QUADRAGONO	176		
General Electric Co., Semiconductor Products Department Advertising & Sales Promotion Syracuse Operation	32	Radiometer Copenhagen	7E		
General Electric Company, Utility & Process Auto. Prod. Dept. Robert S. Cragin, Inc.	10-11	RCA Ltd. Marsteller Ltd.	2E-3E		
General Electric Result Reklame & Marketing NV	4E	RCA Electronic Components Al Paul Lefton Company, Inc.	17E		
General Instrument Europe S. P. A. Studio Hedy	18E	RCA (Mobile Communications Systems) J. Walter Thompson Company	191		
Georgia Department of Industry & Trade Cargill, Wilson & Acree, Inc., Adv.	140	Rental Electronics, Inc. Communications Unlimited, Inc.	24		
The Gerber Scientific Instrument Co. Charles Palm & Co., Inc.	147	Reticon Corporation Kassler Noble Advertising	81,83		
Grayhill, Incorporated Carr Liggett Advertising, Inc.	167	RHG Electronics Laboratory, Inc. Samuel H. Goldstein	164		
Grinnell Fire Protection Systems Hutchins/Darcy, Inc.	198	Rockland Systems Rolf Johnsen, Inc.	41		
Guardian Electric Mfg. Co. Kolb/Tookey and Associates, Inc.	62-63	Rohde & Schwarz, Inc. R + S Sales Company	156		
Hansen Mfg. Company Keller-Grescent Co.	158	Rohde & Schwarz	1E		
Harshaw Chemical Company Industry Advertising Company	137	Rotron, Incorporated Black-Russell-Morris	161		
		Schauer Manufacturing Corp. Nolan, Keelor & Sittes	176		
		Scientific-Atlanta, Inc. NOW Advertising	170		
		Semtech Corporation Burruss/Advertising	165		
		Sescosem Perez Publicite	23E		

Classified & Employment Advertising

F. J. Eberle, Manager 212-971-2557

EQUIPMENT (Used or Surplus New) For Sale	
American Used Computer Corp.	178
Radio Research Instr. Co. Inc.	178

- For more information on complete product line see advertisement in the latest Electronics Buyer's Guide
- * Advertisers in Electronics International
- ‡ Advertisers in Electronics domestic edition

Bestsellers

B Communications

Plastic power with guaranteed reliability.


Thanks to the excellent thermal cycling characteristics of the Versawatt plastic power package, the SGS-ATES range of power devices in plastic are guaranteed against damage due to thermal fatigue. Two basic pin configurations are available, the version with bent leads being a direct plug-in for TO-66 sockets. The first six devices in the SGS-ATES plastic power range are homotaxial transistors – completely free from second breakdown. They have low saturation voltage, high current capability and power dissipation as high as 75W even at maximum specified voltage.

Type	Package	V_{CBO} (min)	V_{CEO} (min)	I_C (max)	h_{FE} at (min.)	I_C
BDX70/2N6098	TO-220AA	70	60	10	20	4A
BDX71/2N6099	TO-220AB					
BDX72/2N6100	TO-220AA	80	70	10	20	5A
BDX73/2N6101	TO-220AB					
BDX74/2N6102	TO-220AA	45	40	16	15	8A
BDX75/2N6103	TO-220AB					

SGS-ATES Semiconductor Corporation
435 Newtonville Ave. - Newtonville - Mass. 02160
Tel.: (617) 969-1610




CONTROL—precise
SIZE—fits
SUPPLY—fast
PRICE—fine




Miniature Relay Type MPM-100

- Available for various voltages AC & DC.
- Both 4PDT and DPDT contact switching requiring minimum driving power is available.
- Highly economical.
- Incorporates anti insulation fatigue device which prevents short-circuits.
- Uses UL-approved resin bobbin.

Digital Line Printer LP-108



- Compact size with simplified mechanism.
- Up to 18 columns.
- 14 characters per column.
- High reliability.
- Red/black printing.
- Print rate of 2.5 to 3.0 lines/sec.
- Low cost



Miniature Motor Timer Type UT-500

- Smart surface design. Plug-in type terminal.
- Economical due to simplified pointerless mechanism.
- Available in a variety of types ranging from 10 seconds to 24 hours, surface-mounted or flush-mounted.

Whichever way you take the measure of TEC control instruments you're getting top value. They work longer; give you more reliable performance for your money.



TOKYO ELECTRIC CO., LTD.

14-10, 1-chome, Uchi-Kanda, Chiyoda-ku, Tokyo, Japan

Advertising Sales Staff

Pierre J. Braudé [212] 997-3485
 Advertising Sales Manager

Atlanta, Ga. 30309: Joseph Lane
 100 Colony Square, 1175 Peachtree St., N.E.
 [404] 892-2868

Boston, Mass. 02116: James R. Pierce
 607 Boylston St. [617] 262-1160

Chicago, Ill. 60611:
 645 North Michigan Avenue
 Robert W. Bartlett (312) 751-3739
 Paul L. Reiss (312) 751-3738

Cleveland, Ohio 44113: William J. Boyle
 [716] 586-5040

Dallas, Texas 75201: Charles G. Hubbard
 2001 Bryant Tower, Suite 1070
 [214] 742-1747

Denver, Colo. 80202: Harry B. Doyle, Jr.
 Tower Bldg., 1700 Broadway
 [303] 266-3863

Detroit, Michigan 48202: Robert W. Bartlett
 1400 Fisher Bldg.
 [313] 873-7410

Houston, Texas 77002: Charles G. Hubbard
 2270 Humble Bldg. [713] CA 4-8381

Los Angeles, Calif. 90010: Robert J. Rielly
 Bradley K. Jones, 3200 Wilshire Blvd., South Tower
 [213] 487-1160

New York, N.Y. 10020
 1221 Avenue of the Americas
 Warren H. Gardner [212] 997-3617
 Michael J. Stoller [212] 997-3616

Philadelphia, Pa. 19102: Warren H. Gardner
 Three Parkway,
 [212] 997-3617

Pittsburgh, Pa. 15222: Warren H. Gardner
 4 Gateway Center, [212] 997-3617

Rochester, N.Y. 14534: William J. Boyle
 9 Greylock Ridge, Pittsford, N.Y.
 [716] 586-5040

San Francisco, Calif. 94111: Don Farris
 Robert J. Rielly, 425 Battery Street,
 [415] 362-4600

Paris: Alain Offergeld
 17 Rue-Georges Bizet, 75 Paris 16, France
 Tel: 720-73-01

Geneva: Alain Offergeld
 1 rue du Temple, Geneva, Switzerland
 Tel: 32-35-63

United Kingdom: Keith Mantle
 Tel: 01-493-1451, 34 Dover Street, London W1

Milan: Robert Saidel
 1 via Baracchini Phone 86-90-656

Brussels: Alain Offergeld
 23 Chaussee de Wavre
 Brussels 1040, Belgium
 Tel: 13-65-03

Stockholm: Brian Bowes
 Office 17, Kontor-Center AB, Hagagarten 29,
 113 47 Stockholm. Tel: 24 72 00

Frankfurt/Main: Fritz Krusebecker
 Liebigstrasse 27c
 Phone 72 01 81

Tokyo: Tatsumi Katagiri, McGraw-Hill
 Publications Overseas Corporation,
 Kasumigaseki Building 2-5, 3-chome,
 Kasumigaseki, Chiyoda-Ku, Tokyo, Japan
 [581] 9811

Osaka: Ryji Kobayashi, McGraw-Hill
 Publications Overseas Corporation, Kondo
 Bldg., 163, Umegae-cho Kita-ku [362] 8771

Australasia: Warren E. Ball, IPO Box 5106,
 Tokyo, Japan

Business Department

Stephen R. Weiss, Manager
 [212] 997-2044

Thomas M. Egan,
 Production Manager [212] 997-3140

Carol Gallagher
 Assistant Production Manager [212] 997-2045

Dorothy Carter, Contracts and Billings
 [212] 997-2908

Frances Vallone, Reader Service Manager
 [212] 997-6057

Electronics Buyers' Guide

George F. Werner, Associate Publisher
 [212] 997-3139

Regina Hera, Directory Manager
 [212] 997-2544

Digital Multimeter



YOUR personal Digital Multimeter is here! The functions you need most — at the right price — with no sacrifice in quality. Full factory warranty.

- * Autopolarity
- * 100% Overrange
- * LSI & C/MOS Circuitry
- * Large 0.55" Digits

\$145

SPECIFICATIONS FOR MODEL 3000


DC VOLTS	1, 10, 100, 1000
AC VOLTS	1, 10, 100, 1000
OHMS	1K, 10K, 100K, 1M, 10M
RESOLUTION	0.1% All Ranges
ACCURACY	
DC & OHMS	0.5% ± 1 Digit
AC	1.0% ± 1 Digit
POWER	105-125 VAC 60 Hz 3W

Payment with personal check, money order, BankAmericard, and Master Charge card acceptable. Include all raised information on charge cards. Net 30 days to well rated firms. No COD orders. Add \$3 for postage and insurance.

EXPORT model available. Write for details.

LINEAR DIGITAL SYSTEMS corp.
 P.O. BOX 954 GLENWOOD SPRINGS, COLORADO 81601

Circle 182 on reader service card



S.S. HOPE, M.D.

Doctor . . . teacher . . . friend to millions on four continents—this floating hospital is a symbol of America's concern for the world's disadvantaged. Keep HOPE sailing.



Dept. A, Washington, D.C. 20007

FREE MONEY!

It's a safe bet that you, like the average American, are completely unaware of the incredible bonanza recently granted you by Congress in the form of whopping new Social Security benefits.

Item: When today's average worker of 22 retires, he and his wife, according to Social Security actuaries, will receive an annual pension of \$38,000. Moreover, the total amount of Social Security he and his wife can expect to collect will surpass half a million dollars!

Item: The average American doesn't know it, but the single most valuable asset he now possesses is his Social Security. It is equivalent, in maximum brackets, to a guaranteed 5% income on cash in bank, stocks or real estate worth over \$100,000. Moreover, every cent of this bounteous income is TAX FREE!

Item: Most Americans still believe, mistakenly, that Social Security is a dole exclusively for the aged. The fact is, however, that 10 million Americans under the age of 60 (and averaging a mere 30) are now collecting Social Security. These non-old age pensioners receive \$13 billion annually, and both their number and the amounts of money they collect are bound to increase in years ahead. So generous has Social Security for younger Americans become, in fact, that it amounts to Free Money.

The biggest problem in connection with Social Security—as the government itself is first to admit—is giving the money away. That is, the public's woeful ignorance of the availability of funds has prevented its full distribution. Over one billion dollars, according to experts, remains undistributed in U.S. Treasury vaults simply because no one steps forward to claim it.

To help overcome this shocking public ignorance, and see that you get your share of the Social Security largesse, the editors of **Moneysworth**, the authoritative new consumer-affairs and personal-finance fortnightly, have prepared—as a public service—a comprehensive, lucid, savvy, astonishing new manual entitled **STAKE YOUR CLAIM! How to Work the Social Security Gold Mine**. A copy is yours **ABSOLUTELY FREE** with a subscription to **Moneysworth**.

STAKE YOUR CLAIM! How to Work the Social Security Gold Mine is more than just an encyclopedic reference work with charts, tables, descriptions of benefits and sample application forms. It is a personal adviser in a field of finance where impartial advice is otherwise almost impossible to obtain (the government, of course, is biased and lawyers are almost never willing to accept Social Security cases because, by law, they are not permitted to charge more than about \$10 per case). Among the priceless nuggets of information you will pick up from **STAKE YOUR CLAIM!** are answers to such questions as:

- How can you qualify for a pension even though you have never worked a day in your life, or contributed a cent in Social Security taxes, or even nearly reached the age of 65?
- How can you arrange to collect Social Security from both Canada and the U.S.?
- Why is it crucial to check the balance of your Social Security account periodically?
- Does it ever pay to take out two Social Security cards?
- Is it true, as some say, that you should "shop" at different Social Security offices since different interpretations of regulations can result in pensions of different amounts?
- What steps, if any, are necessary to protect your pension from attachment by creditors?

- Since, as studies have shown, two out of three workers overpay their Social Security taxes, how can you check on your payments and possibly obtain a refund?

- What forms of deception have people employed in order to maximize their Social Security benefits and collect pensions early?

- What federal program helps retired persons get jobs to supplement Social Security?

- What happens to your pension if an employer deducts Social Security taxes but fails to forward them to Washington for credit to your account? What special steps should you take if the firm you work for is financially shaky?

- How do you go about getting one of Social Security's huge "lump sum" payments?

In short, **STAKE YOUR CLAIM! How to Work the Social Security Gold Mine** is a treasure map to the Social Security mother lode, telling what pitfalls to avoid, what tools to use, how to find your way through the maze of regulations and how to hit pay dirt. Its editor and compiler is Ralph Ginzburg, the 43-year-old publisher of **Moneysworth**, who himself collects \$99.40 in Social Security every month and has been getting Social Security since he was 25. To repeat, a copy of **STAKE YOUR CLAIM! How to Work the Social Security Gold Mine** is yours **ABSOLUTELY FREE** with a subscription to **Moneysworth**.

In case you're not familiar with **Moneysworth**, let us explain that it is America's most ingenious periodical dealing with personal finance and consumer affairs. It will positively flabbergast you with its inventiveness for making and saving money. In less than three years it has bestowed the Midas touch upon nearly a million ecstatic subscribers and has become the most widely read newsletter **IN THE WORLD**. Perhaps the best way to describe **Moneysworth** is to list the kinds of articles it prints:

- How to Earn 10½% on Your Savings Account
- Digital Wristwatches: A Product Rating
- Buying a New Car for \$125 over Dealer's Cost
- Shrewd Buys in Life Insurance
- Air Travel at 50% Off
- Minicalculators under \$100
- Professional Sex Counseling, \$00 Per Hour
- Belted Tires: A Rating without Bias
- How to Buy a Pistol for Protection
- Dog Foods Fit for King
- How to Contest a Bad Credit Rating
- Quadraphonic Hi-Fi: Innovation or Hype?
- Wheeling and Dealing for a New Bike
- Free Stock Advisory Services
- Easy-Riding Motorcycles
- Pianos of Note
- Trailers with No Hitches
- Home Burglar-Alarm Systems
- Cheap Skates
- Stoves that Are a Turn-On
- The ABC's of Buying Vitamins
- Scholarships that Go Begging
- Sailboats that Are Winners
- How to Break a Lease
- Legal Ways to Beat Sales Taxes
- How to Protect Your Heirs
- Earn Interest on Your Checking Account
- How to Fight a Traffic Ticket
- 14 Ways to Save on Your Phone Bill

In sum, **Moneysworth** is a shrewd, trustworthy financial mentor. It is the quintessence of sophisticated gamsmanship.


The staff of **Moneysworth** is a team of

hard-nosed, experienced journalists with a record of genius in the field of consumer affairs. Its publisher, as we mentioned earlier, is Ralph Ginzburg, creator of the daring and flamboyant magazines **Fact**, **Eros** and **Avant-Garde** (Mr. Ginzburg was first to publish Ralph Nader). **Moneysworth's** editor-in-chief is Albert Lee, a former top editor of **Better Homes & Gardens**. Radiating from this nucleus of editorial energy are reporters and product-testers throughout the U.S.A. Together they create America's first—and only—consumer periodical with *charisma*.

Moneysworth is available by subscription only. The cost of a year is **ONLY \$5!** This is a **MERE FRACTION** of the price of familiar, old-fashioned consumer publications. Moreover, we are so confident of **Moneysworth's** value to you that we are about to make what is probably the most generous money-back guarantee in publishing history: *We will absolutely and unconditionally guarantee that **Moneysworth**—in combination with **STAKE YOUR CLAIM! How to Work the Social Security Gold Mine**—will increase the purchasing power of your income by at least 15% or you get your money back **IN FULL**.* In other words, if you now earn \$10,000 a year, we guarantee that **Moneysworth** and the Social Security manual will increase the value of your income by at least \$1,500—or we'll refund your money. Meanwhile, you will have enjoyed a year of **Moneysworth** **ABSOLUTELY FREE** and you may keep **STAKE YOUR CLAIM!** WITH OUR COMPLIMENTS!! What could be more foolproof?

To enter your subscription, and obtain a free copy of **STAKE YOUR CLAIM!**, simply fill out the coupon below and mail it with \$5 to: **Moneysworth**, 110 W. 40 St., New York 10018.

Then sit back and prepare to receive your first copy of a gleeful, irreverent, wallet-fattening periodical whose motto is: "Ask not what you can do for your country, but what your country can do for you."



110 West 40th St. New York 10018

I enclose \$5 for a one-year subscription to **Moneysworth**, the shrewd, authoritative new consumer fortnightly. I understand that I am paying a **MERE FRACTION** of the going rate for such a publication. Also, I will receive **ABSOLUTELY FREE** a copy of **STAKE YOUR CLAIM! How to Work the Social Security Gold Mine**. If **Moneysworth** and **STAKE YOUR CLAIM!** do not increase the purchasing power of my income by at least 15%, I will get my money back **IN FULL!** Moreover, I may keep **STAKE YOUR CLAIM!** with your compliments and enjoy a year of **Moneysworth** **ABSOLUTELY FREE!!**

Name _____

Address _____

City _____

State _____

Zip _____

© MONEYSWORTH 1973 T.M. REG. PEND.

9 RC

Location: Malibu Canyon, California

Winnebago prices from \$6,995 to \$20,860 F.O.B. Forest City, Iowa. Freight, local taxes, dealer prep and options extra. Prices and specs subject to change without notice.



Makin' friends Winnebago style.



This year you can see America in one of thirteen new motor home models from Winnebago.

They've got all the comforts you need for easy living: complete kitchen, bath, beds, furniture, carpeting, everything.

And they come in every price range—one reason why they're America's best-selling motor homes.

Go see for yourself. Then come make some friends Winnebago style.

We give you more.

WINNEBAGO

CIRCLE 705 ON READER SERVICE CARD



Robert Van Nuff

IN THIS SECTION:

BOATS
The second-hand market

THE MARKETS
The commodities game

BOOKS
The tax mess

HEALTHY, WEALTHY AND WISE

This PERSONAL BUSINESS section is written by McGraw-Hill editors to give you helpful information on the better management of your leisure time and money. Personal Business covers everything from taxes and investments to education and travel. We feel that today, more than ever, personal-business planning is of prime concern to businessmen and professionals.

SECRETARY '73

Still available: Your own 'Girl Friday'

Are you looking for a private secretary with the appeal of an Ali MacGraw, the style of a Lauren Bacall, and the tact and polish of a man like yourself?

It may just be possible to find her among the new crop of young commercial school, junior college, and even four-year college grads who will be eyeing the secretarial market next month. Or, your search may well encompass a lightly seasoned crop, say, those above age 30. Whichever way, though, if the screening is to be for top talent, the finalists will be *vintage '73*—you won't find an old-fashioned girl in the bunch.

What this means, actually, is that you will be confronted with some fresh viewpoints and attitudes, including some on Women's Lib—and demands—that may or may not come as a surprise.

The evidence adds up: In major urban areas, Women's Lib, though no earth shaker among secretarial types, has kindled some degree of determination to rid the office of its (so the gals say) ancient anti-female inequities. And on top of this, the record shows, too, that

women in business have lately been making many solid gains, oftentimes as executives themselves.

And so the coin is two-sided. For his part, the businessman in today's competitive climate needs a highly skilled secretary—as his job gets more complex, the girl who sits outside his office must be just that much better qualified. But conversely, *he* too needs to be better qualified, especially in terms of having broader ideas on delegating duties to his secretary. Today's secretary has a No. 1 complaint: she gets too little responsibility and not enough authority.

"What the executive's secretary wants makes common sense," says a Boston company president. "She wants work on a higher level, a little clout to do it, and money to go with it. As her boss, you expect more—and you get more."

Management consultants and psychologists to the trade for the most part agree to this proposition, and feel that this kind of awareness of Women's Lib and its broad implications is surely a sensible idea. At the same time, they

point to a veritable officeful of ideas on how to sift and screen secretarial talent to find, as one says, "the *particular* Girl Friday you're looking for."

The professionals suggest these rules for starters:

- *Type.* Get a girl who *wants* to be a good, highly regarded and well paid secretary. Says New York consulting psychologist Dr. John Drake, of Drake-Beam Assocs.: "Get someone whose needs will be met by the job you offer—not one who wants to step up into management herself. Ask her very directly about her ambitions; you may be surprised at the candid answers you get."

If "emotional needs" are delved into, the psychologists will often center in on the secretarial applicant who has a need to be helpful. "For example," says Dr. Drake, "you might pick a girl who's been in activities that demonstrate the helpfulness quality—church work, hospital volunteering, and such."


Some very open questioning along these lines can be fruitful. "How do you honestly feel about getting coffee for the

W. A. SHEAFFER®
NO NONSENSE
Pen

Simple, straight-forward, classic, out of step with today's throwaway culture. Refillable cartridge, ballpoint or fiber tip marker in basic tan or navy blue. \$1.98: not bad for a pen you may use the rest of your life.



\$1.98



SHEAFFER, WORLD-WIDE, A **textron** COMPANY

boss?' is the kind of question that may prove revealing. Some very fine private secretaries—capable of doing many things in an office—actually *like* getting coffee for the boss."

■ **Balance.** Pick a secretary who will balance your own shortcomings. Dr. Mortimer Feinberg, a Manhattan psychologist who has consulted with a number of major companies, cites speechwriting as the sort of chore that can be part of such balancing. "If you make a lot of speeches," he says, "but find that writing them is an agony, hire a bright girl with the skill to take bare ideas and put them in the form you want."

Dr. Drake offers the example of the executive who is introverted (possibly in science or engineering) and somewhat removed from the office staff about him.

"Pick a secretary who will balance off your shortcomings"

"He needs a secretary who is gregarious and can handle the people in the outer office." Or, he adds, the man who abhors routine and whose desk shows it should hire a good organizer.

Katherine Gibbs School, the New York-based training ground for countless high-powered secretaries in business, reports that such tasks as speechwriting are increasingly part of the workload carried by many of its 18,000 graduates. "One of the tricks in hiring a secretary," says Barbara Lyon who is in charge of the school's alumni relations, "is to take advantage of these special talents and make up for some abilities you lack. Don't hire a girl just like you."

■ **Mood.** Pick a secretary who is pleasant, but not obsequious. The ever-smiling, fawning gal is a type to screen out, say the pros, because she is apt to be concealing some sort of inner frustration. "It can mean bitterness," says Dr. Alexander Wesman, of Psychological Corp. "—for instance, wishing that she didn't have to work in an office at all."

The obsequious type also may fall short in other ways. Here the prime example is that of the secretary who is so "nice" that she is unable to tell the boss when he is dead wrong and heading into some embarrassing blunder.

"Let's be honest," notes the Boston company president, "whether you're top man or middle management, you want a girl who can help you out of possible jams and deal with others for you—so you want a girl with some spunk." One of the important jobs of the top-notch secretary, he adds, is to shoo away the idle talkers, favor-seekers, and problem children that tend to converge on the office of the senior executive.

■ **Vitality.** Try if you can, say the pros, to pick a girl who has that intangible

spark that somehow attaches the word "success" to whatever she does. "You can find all sorts of abilities—that's fine," notes a Columbia Business School psychologist. "But when you hire her, get someone who manages to convince you at her *first* interview that she's vitally interested in the job. If she's passive, she lacks the quality you want and need most: enthusiasm."

However depressing it may be, the evidence says clearly that the cute, good looking girl of, say, age 20 or 22, though well trained and bright as one might wish, will oftentimes find it a lot harder to make the grade as an executive secretary than someone five or 10 years her senior. The ideal age bracket, say consultants, is 30 to 45—at least, where fairly sophisticated duties are in store. The 30-year-old remains ripe for training on the job, a major plus; and this holds, too, for the woman of 40, provided she isn't set in her habits and attitudes.

"Remember that a person of 40 or more may relate better to older men in the office," says Dr. Drake. "This may or may not fit your situation."

If the woman to be considered is single, fine—though the warning sounded is to steer clear of the "old-maid" type. If she is married, make certain that her husband is steadily employed, but there is a twist here that some psychologists like to emphasize:


"She wants work on a higher level, a little clout—and money to go with it."

You'll likely be better off, they say, if his job is below the management or professional level. At the same time, don't hire a secretary if she will be earning as much or more than her husband. This can mean trouble, and a phone call to his employer may keep you out of it.

If she has children under 16, be sure that they have steady daytime home supervision. This can, of course, be crucial, and it's a point to clear early in the interview.

Ideally, the experts maintain, a top executive or key middle-management executive should have a girl with two years of college, or more, plus the usual secretarial training. In any case, don't reject a girl as being "overqualified" because she is a college graduate—unless she has an advanced degree. The gal hired should score well above average in secretarial-skills and language-usage tests—but beware "personality tests" which can be faked by a job-seeker.

What about hiring a male secretary in this day of liberation? Do changing attitudes mean you'll have to hire a "Man Friday" one of these days? Probably not, says Dr. Wesman: "He's a rare bird, and likely to remain so." ■



I got my looks from Mom, my drive from Dad, and my Brain from Aunt Tillie.

Adding, subtracting, multiplying, dividing.
They really used to do a number on my head.

Decimals made me completely crazy. And
when I saw percentages my whole life flashed
before my eyes.

Then my Aunt Tillie gave me a Bowmar
Brain. It has a floating decimal and an auto-
matic constant. It has an 8
digit read-out.

It will never ever
drop zeros like I do.

If I want to know what 3.2% of 7,228.34 is,
I don't panic. I punch the percentage key.

And my brand new Brain is fully guaranteed
for one whole year.

Now I can do everything my friend Leon,
the brilliant Math major can do. Except
it takes Leon longer.

Thank you, thank you,
thank you Aunt Tillie. You al-
ways said I'd need a Brain to
get ahead.



The Bowmar Brains[®]

America's No. 1 selling personal calculators.

CIRCLE 706 ON READER SERVICE CARD

New York to Dallas in minutes. By way of Xerox.

To Xerox, making great copies in just minutes is certainly no great challenge.

We proved we could do it, and do it better.

But proving we could get a copy from, say, New York to Dallas in a matter of minutes was another story entirely.

But we solved it.


We unveiled the Xerox Telecopier transceiver.

Merely by dialing the phone in one place, and answering it in another, we

could actually transmit copies of documents.

The Xerox Telecopier.

Takes a piece of paper anywhere in the country, and in a matter of minutes makes a copy of it appear somewhere else.




It's the next best thing to mental telepathy.

Xerox. The duplicating, computer systems, education, telecommunications, micrographics, copier company.

And to think you knew us when.

XEROX

A Lifetime of Impressions



CROSS... America's Finest Writing Instruments.

Engineered for a lifetime of impressions.

A good reason to select CROSS with your custom emblem for business gifts, awards and incentives.

Write for details and catalog.

A. T. CROSS Company
Special Sales Division
One Albion Road
Lincoln, Rhode Island 02865

CROSS
SINCE 1846

©1973 A. T. Cross Company, Lincoln, R. I. 02865

Looking over the choppy sea of used craft

A Newport Beach, Calif., boat dealer is rubbing his hands with joy. In one recent 30-day period more than \$250,000 worth of second-hand craft sailed away from his docks with new owners. Up the coast, a prominent Seattle jurist is selling his California-built Columbia 36 for \$19,000—\$1,000 more than he paid for it five years ago.

They are just two of the happier beneficiaries of a phenomenon of the nearly \$4-billion boating industry—the perky market in used boats. It's moving right along with new-boat sales, which, due to an early spring, were booming by mid-March this year, even in usually late-to-thaw New England.

What's sparking the used-boat business? Trade-ins for new boats, for one. But there are also pocketbook reasons. Approached with proper care, the better parts of the used-boat market—reputable brokers, dealers, and responsible private owners—can be where the best dollar-for-dollar deals can be made, particularly by newcomers to the boating craze.

"You have to be some kind of rich eccentric," snorts a sun-baked Miami salt, "to buy your first boat right off a dealer's showroom floor. Read the classified ads. Even we old-timers do; it's a comfort to know what your own boat might be worth. And talk to boatmen. They're a loquacious lot. If there's a real bargain around, it won't remain a secret long."

Admittedly, most boatmen agree, the better deals are usually made in the moderately-priced ranges and up—with "moderately priced" meaning between \$6,000 and \$12,000 these days.

Boats, indeed, are high, and good ones hold their value in the market. So why buy *used* when you can get *new* for a few thousand more? The reason veteran seamen give is that you are buying not just a bare boat but one to which equipment has been added.

"The buyer of a new \$20,000 boat may easily add \$3,000 worth of equipment right away," explains Seattle yacht dealer Jay Wheeler. "You might have to pay him most of the \$20,000 for his boat, but you won't pay anything for the equipment."

The market for second-hand smaller boats—those which originally cost \$5,000 or less—operate pretty much like the used-car market. These craft have a

quicker depreciation, as do their motors and other gear. But they are often the best place for real beginners to look.

Before even scouting for bargains, old salts strongly advise tyros, first, to do a considerable amount of sailing or motorboating to jell their thinking: Do you prefer cruising, day-sailing or racing? Where will you boat—lake, river, sheltered harbor, sound, or open sea? Does your family want to come along, and what are *their* preferences? Even with all questions pinned down, few beginners come up with the right boat for all time.

While some old-timers insist that there are too many *caveats* for beginners in the second-hand market, and that they should stick with brand-new equipment

BOATS

from established dealers, they offer these bits of advice for a safer passage in such waters:

- Fiberglass hulls are all the rage, and for a reason—they are less work and resist worms and other deteriorators. Avoid wooden hulls unless maintenance is your joy. Plywood hulls are out of fashion, but are good values if in good condition.

- Have any boat you consider pulled out of the water and examined by a qualified boat surveyor. His fee—usually no more than \$2 to \$2.50 a linear foot, plus haul-out costs—might be the best investment you make that day. Banks dealing in boat loans can refer one to you.




- Favor brand-name products over unknowns. They hold their resale value better, and some even appreciate. Learn the better foreign names, too. In some cases, reputed superior craftsmanship has given them the value edge over comparable American makes.

- If you can afford it, go for the sailboat with an inboard auxiliary motor. "Outboards are a pain," says one California sailor. "They're either hung up on the stern or down in a well where they're hard to use."

- Be prepared, psychologically as well as financially, to spend more than you ever intended. Off-season storage fees, for instance, can run up—and are a reason why many boats come on the market at season's end. In Miami, for instance, open-air space costs \$1.50 per linear foot of hull, per month. Scarce covered storage is \$2 a foot, per month.

When the time comes to get rid of a boat—as it does eventually—the bigger it is the harder it may be to sell. An alternative for yachtsmen in this category is to give it away—as a tax-deductible contribution to support research and education (IRS allows gifts up to 50% of adjusted income for this purpose). In the past five years, for instance, the University of Miami School of Marine and Atmospheric Science has received \$800,000 in donations of boats, some of which came to it in bequests fully tax deductible from the donors' estates. ■

Your company is different. Your radio system should be, too.



If your business is like most, it's different! For "different" businesses we put together custom designed 2-way communications systems using standard RCA solid state equipment.

We do it by using versatile but standard building blocks. You get a system tailored to *your* business. And it costs you a lot less than a fancy over-designed system.

Whether you need mobile or portable 2-way radio or personal radio paging, RCA has the products to exactly meet your needs.

Your RCA Communications Consultant can show you many ways to cut your operating expenses with a business radio system.

Our free guide explains how we do it. We're RCA-specialists

in radio. We've been in communications from the beginning and have everything you need in equipment and experience. And, most important of all, we specialize in personal service.

RCA Mobile Communications Systems,
Dept. PB23, Meadow Lands, Pennsylvania 15347
Please send me your RCA Mobile Radio Guide.

Name _____

Type of Business _____

Company _____

Address _____

City _____

State _____

Zip _____


Telephone _____



CIRCLE 708 ON READER SERVICE CARD

RCA

Mobile Communications Systems



The first mercury lamp for lighting people

Our exclusive Beauty Lite™ lamp represents the most significant color breakthrough since the development of mercury vapor lighting.

Its unprecedented color characteristics eliminate the yellow-green light typical of ordinary mercury lamps... and for the first time, make it possible for people and things to look natural.


The result: Now mercury lamps can come indoors to provide effective and efficient lighting in stores and offices. Anywhere, in fact, where color comfort is important—indoors or out.

For complete information, call your Westinghouse Agent-Distributor. Or write: Westinghouse Electric Corporation, Fluorescent-Mercury Division, Bloomfield, N.J.

You can be sure...if it's Westinghouse



Westinghouse Beauty Lite Mercury Lamps are available in 400, 250 and 175 watt sizes.





Ecology is everybody's baby...

It's not just the concern of the fellow with the big smoke stack or the one polluting the stream, but everybody's job, to keep America beautiful.

For most of us it means recognizing and preserving the beauty of our own environment. It means giving our plants and shade trees, which like so many things these days are becoming more and more dependent on scientific research for survival, the opportunity to develop their full potential.

As a company with a long history of effort on behalf of the environment, we are continuing to spend substantial amounts of time, talent and money in research to provide the means of preserving the shade trees of tomorrow. But we are more than just a laboratory. We have the people with the ability and experience to help you improve the health and beauty of your trees. Call your local Bartlett representative today—together there is so much that we can do.

BARTLETT  **TREE EXPERTS**

Home Office, 2770 Summer Street, Stamford, Conn.

Research Laboratories and Experimental Grounds, Pineville, N.C.

Local Offices from Maine to Florida and west to Illinois and Alabama.

CIRCLE 710 ON READER SERVICE CARD

Tips for survival in the dizzying commodities whirl

In the pits of the Chicago Board of Trade, the cries of the commodity men are fierce, the arm-waving and hand signals a language in themselves, and fortunes come and go with each tick of the clock. Until recently this was the almost-total domain of large commercial accounts. But the scene is changing. More and more small investors ("Call them *speculators*," insists one broker) are throwing themselves into the frantic futures market.

Commodity speculation could be the most hazardous "investment" around.

THE MARKETS

Brokers say you can plan to lose on at least 60% of your transactions, and only hope that the remaining 40% result in big enough wins to make it all worthwhile.

How worthwhile? "Most successful speculators believe that if they don't make 50% on their money in bad years and more than 100% in good years, they have been wasting their time," says one speculator.

These markets have long been arenas only for those sophisticated enough to understand such gambits as fundamental analysis, margin calls, "spreading" and "going long." Lately, though, the opportunities to capitalize on big earnings has evoked the gambling instinct in the "small" investor—which means anyone with between \$3,000 and \$10,000 of risk capital. Many of these, unfortunately, know about as much about commodities as pseudonymical author "Adam Smith" who lost a bundle investing in cocoa futures, admitting, "All I know about cocoa is that it comes in little red cans . . ."

The typical new speculator is 45 years old, an executive type with a college degree and an income between \$10,000 and \$25,000 (although a large percentage make well over \$25,000). There are 10 active commodity exchanges but the biggest is the Chicago Board of Trade, which trades \$123 billion of the nation's \$200 billion market each year—more than the value of all securities on the New York Stock Exchange.

But any similarity between commodities and securities trading ends there. The purpose of a commodities market is not conventional investment. It's to

transfer the risk of producing, selling and buying a commodity at a future date from the producer (seller) and ultimate buyer to the speculator.

The profits can be much higher, and the initial investment (on margin) much smaller, than in the securities market. For example, last November, a speculator could have purchased one contract for delivery of 5,000 bushels of March soybeans at \$3.69 ¼ per bushel, and sold the contract three months later at \$6.03 ¼ per bushel. Since the commodities buyer puts up only a percentage of the total contract (the performance bond, or "margin," is set by the brokerage house or exchange), and the margin at the time for soybeans was \$1,000 per contract, the three-month profit (\$30 commission included) amounted to \$11,670.

The speculator who went short and agreed in November to deliver March soybeans at \$3.69 ¼ would have lost \$11,670 if he hung on until the delivery date. However, more than likely he would have sold his contract beforehand and got out with minimal losses.

Every brokerage house has its standards for accepting and rejecting small accounts. One large house, for example, will refuse anyone whose net worth is less than \$50,000, or who has less than \$5,000 to risk in the market. "We also try to judge an individual's temperament," says one broker. "If he is a nervous type, calling his broker every half hour to check prices, we don't want him." It is likely that somebody else will take the account, however (there are no "official" standards) but few will accept accounts of less than \$3,000.

Having been forewarned, the would-be speculator who still wants to get in should observe the following rules:

- Research commodities. Read about the government's changing agricultural policies, follow the price of a particular commodity for several months, play with "paper profits" for awhile. Also, learn the language of the commodities market—know what the various orders are—"sell-stop," OCO ("one cancels the other") and "on-close," for example.

- Choose an advisory service and broker carefully. The printed services cost roughly \$100 to \$250 a year, with lower rates for trial subscriptions. Ask to see performance results of past recommendations, and look up issues of their weekly newsletter. As for choosing a broker, established firms usually have the best. However, chances are the small speculator will get a man on the bottom rung. The only advantage with a large house: They have the backup specialists to consult.

- Spread your investment. Says one speculator, "By holding at least three different positions you improve the odds of holding at least one that's profitable." Then, once a market gets active and be-

TARGET YOUR OPPORTUNITIES IN THE HOME BUILDING MARKET

Order Your Copy of the New Edition,

THE BLUE BOOK OF MAJOR HOMEBUILDERS^{T.M.}

WHAT IS THE BLUE BOOK? Over 500 pages of individual reports. A description of every major home builder, home manufacturer, mobile home manufacturer, and new town community developer. The only complete reference published to the leaders of the home building industry.

WHAT DOES A "WHO'S WHO" REPORT SHOW? The number of units built since 1968 and planned for 1973. Data is shown by all types of houses and apartments. Reports also show names of all principals, type of corporate structure, detailed financial data (if on record) the metropolitan areas of operation, prices and rents, degree of industrialization, and a description of the builder's 1973 outlook.

HOW CAN YOU USE IT? This complete reference to the housing industry is used by builders to determine how they stand with the growing leaders; by manufacturers to target sales; by lenders to determine trends; by Wall Street firms to identify investment opportunities.

THE BLUE BOOK OF MAJOR HOMEBUILDERS • 1559 Eton Way • Crofton, Md 21113

Gentlemen:

Please enter _____ orders for the 8th Edition, The Blue Book of Major Homebuilders at the price listed below. I understand you are offering a 10-day, full refund, return privilege with each book.

\$69.50 Regular Price No. of Books Total Amount \$....

Payment Enclosed NAME


Bill me COMPANY

Bill Co. STREET

Check here if you want additional information CITY STATE & ZIP

All orders plus postage and shipping costs. Save Postage and Handling charges by enclosing your payment.
THE BLUE BOOK IS A COPYRIGHTED PUBLICATION OF CMR ASSOCIATES, INC.

Stop paying the price of hand addressing.



stop

Nobody likes to type names and addresses or repetitive information over and over and over again. It's dull. Demeaning. Boring. And, it's not unlikely that one day one of your invoices, statements, notices or checks will arrive at the wrong hand-addressed address.

Stop paying the price of hand-addressing. A Pitney Bowes addressing system can automatically imprint names, addresses, any fixed information neatly, accurately and in a fraction of the time it takes by hand.


Every business function has its own particular paperwork problems. And, for just about every problem, Pitney Bowes can suggest a solution. A system that can handle the job better and faster for any size office.

Write to Pitney Bowes, 8924 Pacific Street, Stamford, Conn. 06904.







Pitney Bowes

Because business travels at the speed of paper



CIRCLE 711 ON READER SERVICE CARD

FRED and BARNEY drive the **INTERSTATES**



© 1973 Hanna-Barbera Productions, Inc.

Everything moves by truck.
And, as the Interstate Highway System
nears completion, everything moves more
quickly by truck.
If you've got it, a truck brought it.
Much of it along the Interstate Highway
System.
More safely, too.

We're for that.
Eaton Corporation,
Axle Division, Cleveland
OH 44110, manufacturers of
heavy-duty Eaton® truck axles;
Transmission Division, Kalamazoo
MI 49001, manufacturers of
Fuller® Roadranger® transmissions.



EATON Truck
Components

gins moving up, you can get out of unprofitable positions and begin cautiously "buying up" in profitable ones.

■ Beware of all margin calls (with few exceptions), and discretionary accounts (no exceptions). If the margin is 5% of the sale, and the market moves against you so that, say, 25% of the margin has been lost (this varies with every brokerage house, commodity, and type of contract)—the broker will call and ask for enough cash to restore margin. This is when to sell out and take the loss. Discretionary accounts—giving a broker the right to buy or sell commodity contracts

"Minimize your losses, maximize profits, and get out of a loser . . ."

without prior approval—are no way for the new investor to learn anything about the commodities market.

■ Map out a rigid plan and, almost without exception, *do not deviate from it*. The basis must be: Minimize losses, maximize profits—and get out of a loser. Says one broker: "You must have a predetermined point at which you will get out of a contract if you are wrong . . . Many investors have a tendency to move too quickly—especially if they made money on their first contract. But many just blunder ahead without a plan, and it's really pathetic to watch them."

■ Use the stop-loss, and do not move your stops (with few exceptions). These can be entered at any time, but should be decided beforehand. "Sometimes it is all right to raise stops when you are riding a major trend," says one broker, "but never lower your stops if you begin to lose money. This usually makes for bad results."

■ Ignore most non-professional advice, and much of public opinion. Says a Merrill Lynch brochure on speculating: "The rule is to act cautiously *with* public opinion, *against it*, boldly."

■ Take a percentage of your profits and bank them.

■ And one final rule: When in doubt—about anything—don't do it.


One speculation definitely to avoid currently is the commodity option, on which states are increasingly cracking down. An option is an arrangement whereby a speculator purchases the right to buy or sell a futures contract at a set price and time. It is a graduated form of dealing in commodity futures and is not for the small investor—at least not at this stage.

The final advice comes from Stanley W. Angrist, author of *Sensible Speculating in Commodities*: "Trade only with those funds you can afford to lose. That is, commodity trading is not investing for income; there is no assurance that even one of the next three trades you make is going to be profitable . . . And don't use borrowed money. There is nothing more liable to impair your judgment . . ." ■

This unique book helps you manage your personal affairs with the same skill you bring to your business:

Business Week's Guide to Personal Business

\$9.95.



"Many a man who should know better—whose business or professional income is, say, \$25,000 to \$50,000 or more—treats his own personal business like a third cousin who turns up in town in search of a loan. He brushes them off," says Editor Joseph L. Wiltsee.


If that describes your situation in any way, here's help. This unique book, distilled from the popular "Personal Business" section of *Business Week*, offers you a wealth of *new* ideas on planning and managing your personal finances. Real estate, investments, insurance, school costs, taxes, estate planning—even advice on how to choose and evaluate an advisor! The money you can save—or make—from just *one* of the ideas in this 320-page guide should more than pay for its modest cost.

Get it now from your favorite book store for \$9.95. Or send your order (enclose payment please) to the address below.

Note: a special deluxe edition, bound in buckram, gold stamped, slipcased is available at \$2.50 more per copy, *by mail only*.

Business Week Guide
Book Service Office
330 Broadway
Marion, Ohio 43302

Is your business getting its money's worth out of the mail?



Promotional mailings can result in extra sales. Faster, more accurate billing encourages faster payment.

Used right, the mails can help your business grow. But, if your employees are folding your mailings and inserting them by hand, an extra session or rush order might be the straw that breaks their backs — to say nothing of their morale.


A Pitney Bowes folding and inserting system gets your employees back to their regular work and your mailings ready — with dispatch and nary an error. No skips. No misses. No mutinies in the ranks.

Pitney Bowes has many ideas on how to solve your paperwork problems, no matter how small or large — and reap added benefits to boot. Ask any Pitney Bowes representative about them, or write today to Pitney Bowes, 8923 Pacific Street, Stamford, Conn. 06904.



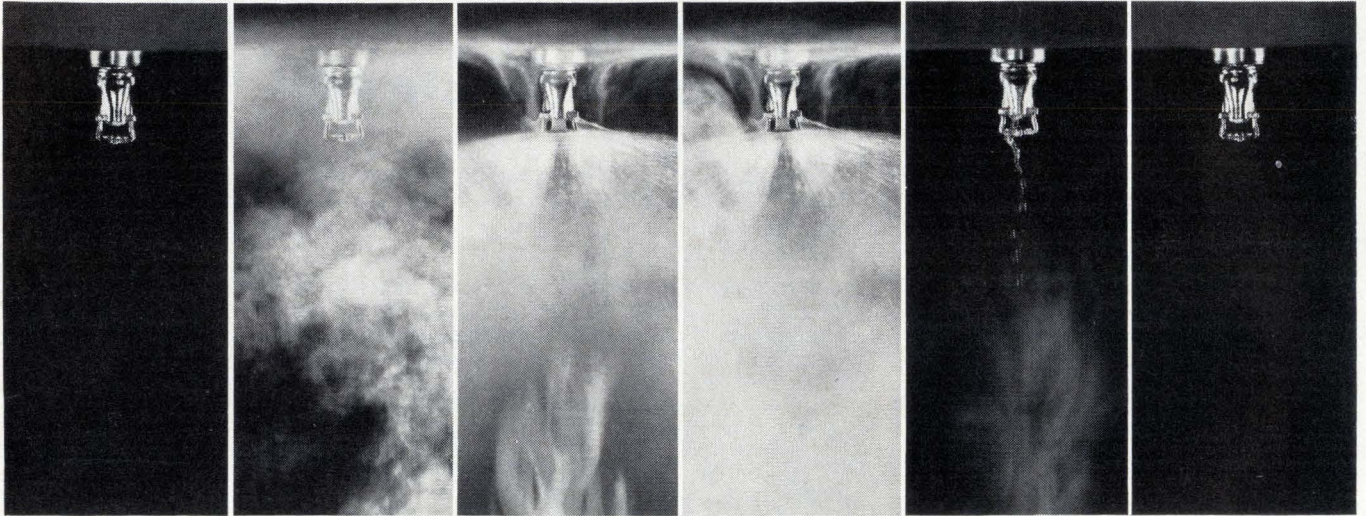
Pitney Bowes

Because business travels
at the speed of paper



CIRCLE 711 ON READER SERVICE CARD

THE FIRST FULLY APPROVED ON-OFF SPRINKLER. AQUAMATIC FROM GRINNELL.



Aquamatic. The first sprinkler head that resets itself automatically after it extinguishes the fire. It's set to go time after time after time without replacement or adjustment. You don't have to turn off the main valve for inspection after a fire.

It's Factory Mutual approved. It's UL listed. And it's new from Grinnell.

Aquamatic is totally interchangeable with other sprinkler heads, too. It can be integrated into any existing system or designed into new construction.

It's also the first sprinkler head that uses water with maximum efficiency by sequentially turning itself on and off automatically. It's ideal for areas containing high value inventories or materials highly sensitive to water. In situations where there's a risk of flash fires or where the water supply is limited. In high rise buildings and many other locations.

Aquamatic Sprinkler.* It's a major breakthrough in sprinkler design. It's made by Grinnell, the world's leading designer, manufacturer, and installer of sprinkler systems. And it's ready now. Write or call us for complete information. We'll help you put the fire out.

*Pat. Applied For



GRINNELL FIRE PROTECTION SYSTEMS COMPANY, INC.

EXECUTIVE OFFICES • 10 DORRANCE STREET • PROVIDENCE, R. I. 02903 • 401-331-3800
Sold throughout Europe by Kopperschmidt Sprinkler G.m.b.H., Kaltenkirchen, Germany

CIRCLE 713 ON READER SERVICE CARD

The tax mess and other woes

THE TAX MESS: The 16th Amendment clearly states: "The Congress shall have the power to lay and collect taxes on incomes, from whatever sources derived . . ." There's nothing there about capital gains, tax-exempt bonds, oil depletion and other loopholes that excuse the rich and super-rich from paying some \$77-billion in income taxes and let big corporations off the hook for another \$10-billion. Yet that's the way it is, according to author Philip M. Stern, and it's why he has entitled his latest book, *The Rape of the Taxpayer* (Random House, \$10)—it's the little-guy, says Stern, who has to make up the difference.

The "loophole-ridden" tax code got a working-over by Stern in 1964 in his *The Great Treasury Raid*, a best-seller in its time. In *The Rape of the Taxpayer* he sharpens the attack with ridicule, calling the income-tax code a "\$77-billion welfare program for the rich." He nails the

BOOKS

idea down from every angle (the book runs 483 foot-noted and thoroughly indexed pages), clearly to throw fuel on the sometimes sputtering flame under Congressional efforts toward tax reform. Stern calls for a truly "16th Amendment" income tax code. No deductions beyond those for dependents and costs of earning the income would be allowed. Such a no-loophole code, he claims, could reduce tax rates 43% in the lower and middle ranks. Some buyers of this \$10 book, however, may be shocked to learn that Stern ranks them along with Jean Paul Getty as tax escapist; one plan he cites would actually raise the rate of anyone with a \$25,000 taxable income or better.

LIKE IT IS: In a foreword to *I Hate to See a Manager Cry—Or, how to prevent the litany of management from fouling up your career* (Addison-Wesley Publishing Co., \$5.95), Martin R. Smith puts credit where credit is due—to Robert Townsend's *Up the Organization*. "I realized," he notes, "that little had been written for the student, trainee, supervisor and middle-level manager using the Townsend approach. So here we are." Smith, an experienced consultant, takes the "litany" or conventional wisdom for corporate success as a manager (i.e., "Don't pass the buck.") and debunks it, item by item. ■



If Mr. and Mrs. Bill Keller had known their son would choose the Navy after college, they could have saved \$12,000.

Of course Mr. and Mrs. Keller of Rockville Centre, Long Island, were pleased when their son chose the Navy after college. Especially proud because he received a commission as an officer. But financially, the Kellers—like many parents—missed the boat. They didn't realize the Navy might have paid for their son's college education through the Navy-Marine NROTC program, the Naval Reserve Officers Training Corps.

The NROTC Scholarship pays a student's full college tuition, cost of textbooks and instructional fees, and a monthly subsistence allowance. All this could be worth as much as \$12,000 depending on which of the

more than 40 colleges and universities with NROTC units he chooses.

NROTC students spend their college years in a normal course of study, with the addition of Naval Science courses. They also attend scheduled drills and summer training.

And upon graduation, they are commissioned as Navy or Marine Officers on active duty (the minimum service requirement is presently four years).

If you think that your son can qualify, talk it over with him and the Navy Recruiter in your area. It just might be that if he's ready for college, the Navy or Marines is ready to send him.

Please send complete information about the Navy-Marine College Program.
Commander, Navy Recruiting Command
NROTC Dept. L 32
BLDG. 157
WASHINGTON NAVY YARD
WASHINGTON, D.C. 20390

Your Name _____

Your Son's Name _____

Age _____

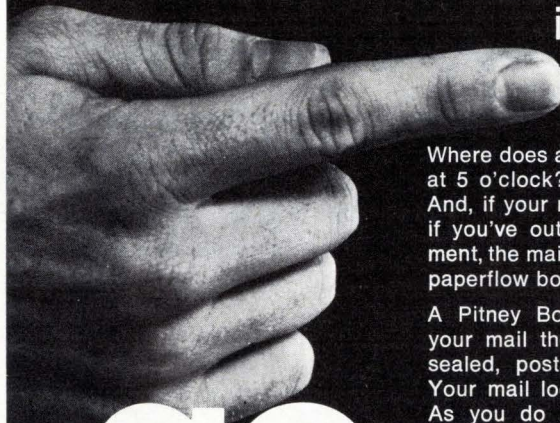
Address _____

City _____

State _____ Zip _____

THE NAVY

Where's the biggest bottleneck in your office?



go

Where does all your outgoing mail funnel at 5 o'clock? Right into your mailroom. And, if your mailing system is manual or if you've outgrown your present equipment, the mailroom can become the worst paperflow bottleneck in your office.


A Pitney Bowes mailing system gives your mail the go-ahead. Envelopes are sealed, postage metered and stacked. Your mail looks like it means business. As you do more business, convenient leasing plans make system updating easy and economical.

From your mailroom to your accounts receivable department, no matter what your size, Pitney Bowes can help you ferret out your particular paperwork problems and suggest systems to solve them. Give any Pitney Bowes office a call, or write to Pitney Bowes, 8922 Pacific Street, Stamford, Conn. 06904.



Pitney Bowes

Because business travels at the speed of paper



CIRCLE 711 ON READER SERVICE CARD

Healthy, wealthy and wise

by Joseph Wiltsee



How legal-age 18 shakes up your will, family debts, taxes



As a father, you may have to grapple with the effects of new laws in your state saying that a *youth or girl of 18* can not only vote but also operate as a full-fledged adult in many other ways, as well. Nearly 40 states are updating their laws, and a whole bagfull of possible problems arise. . . . *Family debts:* Your 18-year-old may become more closely responsible for his debts than before, with *your* responsibility diminished accordingly. This looks favorable—but what of the 18-year-old who legally obligates himself way over his head? . . . Or, *your will* might need revision; for example, where you've a trust which runs until your child reaches majority. The difference between his receiving the funds at 18 instead of 21 may be something you'd want to change.

A *custodian account* for a child also could require some redoing. At least, check state law to see *precisely* how the age-18 vs. age-21 rules are to be applied to such accounts (traditionally, the child gets the property outright at 21). . . . "The father's legal duty to support a child could be directly affected, too," notes a leading Washington, D.C., attorney who has followed the various state laws. "This could make custodian account funds more readily available for college education—but it could also cause the father to lose the child as a dependent." . . . A possible side benefit is that many age-18 laws will free up various *summer jobs* for more college students under 21 (examples: taxi drivers, store or plant guards, some bonded employees). . . . "The whole area is new and unclear," warns the Washington lawyer. "It needs some mulling over before any drastic step, such as revising a will. But it's a developing situation—and a lot depends, too, on the particular 18-year-old."


Tax refund coming? —Better relax

If you've a *tax refund due*—and filed your 1040 near the April deadline—wait a little before you begin glancing in the mailbox. And above all, *wait* before you write to Internal Revenue about it—give the check six weeks to arrive (at least), and 10 weeks before making an inquiry. . . . If you write too soon, you'll clutter the paperwork process and may even cause more delay. It's like dropping a pencil down into the gears of a Xerox machine. . . . Or, if you've somehow already received the check, note that you're *not* scot-free. A check-in-hand doesn't rule out a later audit of your tax return—post-refund audits are common. Moral: Keep your 1972 records within arm's reach. . . . *Silver lining:* If one or two items on your 1040 are examined by IRS and you think the agent is wrong, you can appeal within IRS itself—and if you do, rest assured that over 60% of such appeals are "settled" for *less* than the agent originally demanded. Even full audits produce refunds about 7% of the time, and 40% end with no change in tax at all.

The wines of Rioja and Piemonte

Anyone can *save money in buying wines* simply by picking for low price—but the pouring result can be a harsh, raspy drink. With many French, German and other fine wines at crushing prices, Frederick Wildman, the long-time New York expert, suggests that Spain and Italy are fertile grounds often overlooked. Some very good, sound wines are to be had, says Wildman, at modest prices. . . . In Spain, he points to the northern Rioja region, and particularly to the wines of "Cune" (Compania Vinicola del Norte de Espana). Two "great" reds are Imperial and Clarete that go well with meat and fowl; and Blanco Seco and Monopole, whites, are splendid with seafood. These imports are all in the \$2 range, except Imperial, at \$4. . . . In Italy, he suggests a departure from Chianti: from Guido Giri winery at Cuneo, in Piemonte, try Barbera d' Alba, a delicate red (\$3.50); and from Santa Sofia, a winery near Verona, try Valpolicella Classico, a medium red (\$3.50).

Mixology: Much liquor lore goes into the mint juleps on Derby weekend in Louisville, but a real warm-hearted substitute for such complex chemistry is a *mix*—Glenmore's Mint Julep Mix (70 proof). Served with a sprig of fresh mint, it can make you think you're on the clubhouse veranda at Churchill Downs.



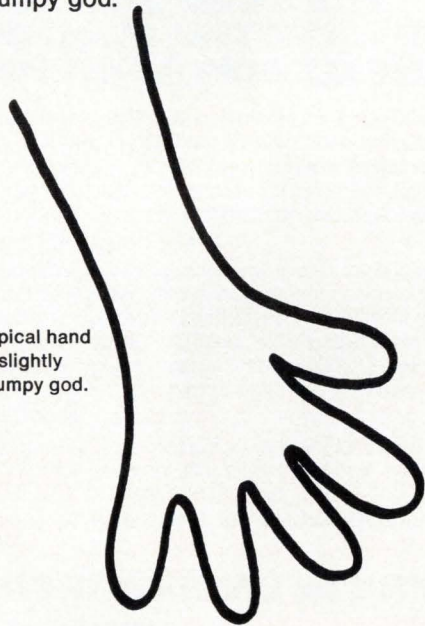
Churchill Downs: julep land

Petroleum and You (A History of the Former)

Chapter One: Dawn of an Era

Man's first encounter with petroleum harks back to ancient times when cavemen came upon pools of crude oil which had seeped to the surface due to underground pressures. At first this was interpreted to be a sign that the gods were angry, yet when compared with such events as erupting volcanoes it seemed to many that "angry" was perhaps too extreme a term. Further study of the matter eventually led to the philosophy expressed in the thought "we are all sinners in the hand of a slightly grumpy god."

Typical hand
of slightly
grumpy god.




Whatever the case, the appearance of these petroleum pools brought about a profound schism among cavemen of the period. One group looked upon the seepage as some sort of mistake and wanted to get it back to wherever it had come from as soon as possible. On the other hand, a second group saw it as an omen, yet whether it boded well or ill they could not say since the whole subject of boding was at that time relatively unexplored. Nonetheless, one turns to this second group for the first touchingly awkward attempts of man to find a use for petroleum. A tribe from the frigid northernmost regions tried to wear it, but with little real success.

Early misguided
attempt to fashion
undershirt from petroleum.



Another tribe from the more cultured central regions were wont of an evening to gather at the hearth of the eldest tribesman and listen as he attempted to pluck simple melodies from petroleum. The results, though diverting, fell far short of their hopes.

Then, just when the advocates of petroleum were on the verge of despair, two amazing advances occurred. An early tribe settled along the early Nile learned that judicious use of pitch, a crude form of petroleum, was helpful in waterproofing their vessels.



Vessel treated with pitch on left,
untreated vessel on right.

And at almost the same point in time, a tribe from the darkermost regions discovered that a branch dipped in the black viscous substance made, when ignited, a moderately serviceable torch. Consequently, given the migratory nature of the tribes during that era, it was only a short step from these two discoveries to the development of the first leak-proof torch.

This is the first chapter in a seven-part series presented as a salute to the industry. In addition we would like you to know that we offer a full line of lube oils, greases, cutting oils, fuels, motor oils, white oils, LP-Gas, and specialty products, with a complete network of service facilities.

For further information and for a booklet of all seven chapters of the *Petroleum and You* series write to Mr. Frank Laudonio, Atlantic Richfield Company, P.O. Box 71169, Los Angeles 90071. (You might also indicate any product interest and your business.)



Petroleum Products of
AtlanticRichfieldCompany



**IT'S GOOD TO KNOW
YOU HAVE THE LEADING
SERVICE GOING FOR YOU**

We do many things to maintain our leadership. And they all work in your favor! We make sure there's a dealer in your area to make it easy for you to buy Lyon products. We provide the largest number of field men to assure you regular personal service. And we maintain four strategically located plants for your convenience.

Everything works in your favor when you buy Lyon. We live up to our reputation for precision quality. We offer a broad selection (more than 1600 stock items). Our products are easy to order. Our packaging is the finest. Our delivery is prompt.

And we keep giving you new reasons to stay with us. For instance, we're now a single source for both furniture and equipment!

Call where you have leadership going for you. Call your Lyon Dealer today! Lyon Metal Products, Inc. General Offices: 575 Monroe Ave., Aurora, Ill. 60507. Plants in Aurora, Ill., York, Pa., Los Angeles. Dealers and Branches in All Principal Cities

YOU'RE IN LYON COUNTRY



LYON METAL PRODUCTS

For Business, Industry and Institutions

LYON METAL PRODUCTS, INC.
575 Monroe Avenue, Aurora, Illinois 60507
Please send me a copy of Catalog No. 100

Name _____
Firm _____
Address _____
City _____ State _____ Zip _____

Look for us in the Yellow Pages under LYON "STEEL SHELVING," "LOCKERS" or "SHOP EQUIPMENT"