

EDN[®]

VXibus product
directory pg 43

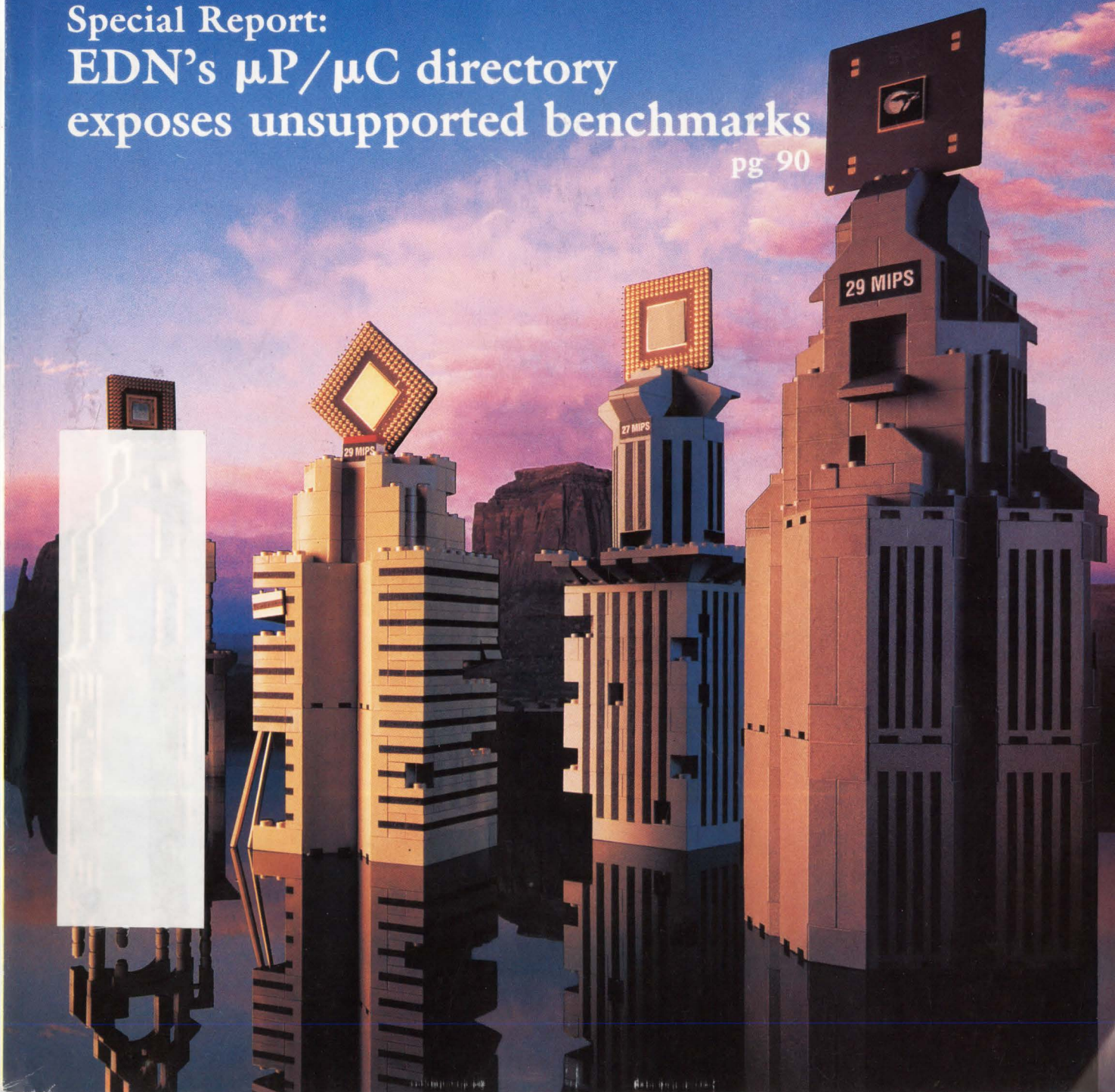
X-Window terminals
and workstations pg 61

Real-time programming
series—Part 6 pg 197

ELECTRONIC TECHNOLOGY FOR ENGINEERS AND ENGINEERING MANAGERS

Special Report:
EDN's $\mu P/\mu C$ directory
exposes unsupported benchmarks

pg 90



Choose from a wide selection of ROMs, EPROMs, EEPROMs and PROMs.

Talk about fond memories. With Fujitsu's full line of CMOS and bipolar non-volatile memories, you've got a choice that includes ROMs, EPROMs, EEPROMs and PROMs. Plus all the packaging options you can think of. Now that's worth remembering.


Take our low-power CMOS ROMs, for example. You get densities up to 16Mbits. Plus we're also developing a very high-density 32Mbit device.

But density alone isn't enough. Which is why our ROMs also come in both standard and high-speed versions as fast as 150ns. With blazingly fast 100ns devices just around the corner.

When it comes to EPROMs, we've got the broadest selection in the industry. With densities ranging from 64K to 4Mbits. And speeds up to 150ns.

But the future is always faster. Which is why our 1Mbit device will soon operate at speeds of 55ns and 100ns.

What's more, our 1Mbit and 4Mbit devices are available in x8 and x16 configurations for your most advanced applications.



If you need 64K to 256K EEPROMs, or 1K non-volatile static RAMs, it's a sure bet you also need reliability. Which makes Fujitsu the one supplier to always keep in mind.

We've utilized thin-oxide and CMOS technologies in our entire EEPROM product line to provide you with the highest quality and reliability.

Just take a look at the numbers. A failure rate of less than .0004% per 1000 hours. And erase/write cycles of 10,000 minimum and over 100,000 typical. That's reliability.

As for PROMs, it's no secret that Fujitsu devices range from 256 bits to 128K. But now our PROMs are even better. Because our unique new BiCMOS technology increases speed and densities and lowers power consumption.

Both the 128K device, which clocks in at 35ns, and our soon-to-be-announced 256K device, which will run at 25ns, are the fastest PROMs on the market in these densities.

All in all, when it comes to non-volatile memories, only Fujitsu gives you the choice.

If you'd like to know more, call 1-800-642-7616. And take a stroll down memory lane.

FUJITSU

FUJITSU MICROELECTRONICS, INC.

Integrated Circuits Division

3545 North First Street, San Jose, CA 95134-1804. 1-800/642-7616.


Every step of the way.SM

©1990, Fujitsu Microelectronics, Inc.
Every step of the way is a service mark of Fujitsu Microelectronics, Inc.

**Introducing
the complete line
of non-volatile
memories from
Fujitsu.**

**Take a walk
down
memory lane.**

EXAR Fax/Data Combo Breaks the Barrier



Break away from the competition

Break through the limitations of yesterday's Fax only, Send only Fax, and Data only modem products. With the XR-2900 Fax/Data combo you can offer 9600 BPS send/receive fax with 2400 BPS data modem at a very competitive price. Exar has broken the cost barrier of adding fax capability to 2400 BPS modems. Now, why would anyone want a modem without fax capability?

More features...

For a feature driven market the XR-2900 Fax/Data combo is supported with V.42bis, V.42 and MNP5 protocols, making it simply the most versatile and cost-effective solution on the market today. It is also fully supported with TR29 and T.30 firmware. With a flexible architecture and the "Extended AT" command set provided by Exar, you can easily create your own unique modem solutions.

Less power and space

XR-2900 is the perfect answer for the growing Laptop and Notebook PC markets that have critical space and power requirements. Ever increasing communication needs of these products can only be met by combining fax and data functions.

XR-2900 Fax/Data combo features

- V.29, V.27ter, V.21 (Ch 2) for Fax
- V.22 bis, V.22, 212A & 103 for Data
- Low power CMOS for Laptop & Notebook PCs
- CCITT V.42bis/V.42 support
- MNP5 for data compression in alternate mode
- DTMF generation and CPM (Call Progress Monitor)
- V.23 & V.21
- PLCC/QFP/DIP package options

Call EXAR today at (408) 434-6400 and discuss your new generation modem products with us. We have the most flexible range of modem products, the system knowledge and the application support to assist you in bringing your products to the market.

Put some muscle in your modems

 **EXAR** ...the analog plus[™] company

Analog Plus is a trademark of EXAR Corporation.

EXAR Corporation 2222 Qume Dr., P.O. Box 49007, San Jose, CA 95161-9007 Tel. (408) 434-6400 FAX (408) 943-8245


CIRCLE NO. 2



NAT4882


The Only Way to Reach Full 488.2 Compatibility

PC/XT/AT CIR. # 4




- Industry Standard
- 7210/9914 Compatible

PC AT CIR. # 5




- The New Industry Standard
- 16-bit speed


Sun SPARCstation SBus CIR. # 6




DECstation TURBOchannel CIR. # 7




Macintosh NuBus CIR. # 8




VXI Embedded Controllers CIR. # 9



IBM Micro Channel CIR. # 10



Macintosh SE/30 CIR. # 11



Continuing Unchallenged Leadership




NATIONAL INSTRUMENTS®
The Software is the Instrument®


Call for a **FREE** Catalog
(512) 794-0100
(800) IEEE-488 (U.S. and Canada)

6504 Bridge Point Parkway
Austin, TX 78730

BELL
2000 pts 50 kHz
Sample Rate



WHISTLE
2000 pts 50 kHz
Sample Rate



Our new function generator has all the bells and whistles.

In fact, it has any kind of waveform you can imagine. Because the Model 95 combines a high performance function generator with a powerful arbitrary generator.

As a function generator, Model 95 produces remarkably pure square waves, triangles and sines, from 1 mHz to 20 MHz with synthesized accuracy up to 0.001%. It has

the power to output 15 Vp-p into 50 Ω , and includes sweep, pulse and modulation modes plus four user-selectable output impedances. There's even an internal trigger generator for trigger, gate and burst.

If you'd rather be arbitrary, Model 95 gives you up to 128k of waveform memory to work with, and a sample rate of 20 MHz. Four different editing

modes help you produce even the most complicated wave shapes quickly and accurately, while analog and digital filters allow you to create the purest output possible.

For information about all the other bells and whistles you'll find on the Model 95, call Wavetek San Diego, Toll Free at **1-800-874-4835** today.


FLUKE®



PHILIPS

Twin Peeks.

Two revealing views of our new Hydra Data Acquisition Series.



\$1990

Fully operable from the front panel, both Hydra models feature alarm limits, Mx+B scaling, min/max/last memory, auto print output, real-time clock, and selectable scan triggers.

Two Hydra models, starting at under \$2,000.

12 Digital I/O Lines. Four are alarm outputs, eight are configurable over the computer interface as alarm outputs or general-purpose I/O.

RS-232-C is standard. IEEE-488 interface is optional on the 2620A for quick system integration. Hydra works with a printer or bi-directionally for computer control.

The removable *Universal* Input Module handles 20 analog input channels of virtually any sensor type, without external signal conditioning.

With Fluke's Hydra Series, no matter what your input you always have the right equipment. How Hydra does it is a two-sided story.

Right up front, you can see it's easy to set up and reconfigure Hydra at the touch of a button. Around back, you simply plug

and unplug our universal input module to directly connect up to 20 inputs. You get incredible flexibility to go virtually anywhere and measure a wide variety of sensor types.

The Hydra Series is available in two models to fit any application. Our Hydra 2620A Data Acquisition Unit is a compact front end for use with your PC or printer. Our rugged, portable Hydra 2625A Data Logger features a 2000+ scan non-volatile memory — making it ideal for stand-alone and remote monitoring applications.


For more information on the many advantages the Hydra Series offers, call **1-800-44-FLUKE, ext. 33.**

John Fluke Mfg. Co., Inc., P.O. Box 9090, M.S. 250C, Everett, WA 98206, U.S. (206) 356-5400. Canada (416) 890-7600. Other countries: (206) 356-5500. ACQUIRE and Labtech Notebook are trademarks of Laboratory Technologies, Inc. LabWindows is a trademark of National Instruments. © 1990 John Fluke Mfg. Co., Inc. All rights reserved. Ad No. 00032.

Measurement Types	Application Software
Thermocouples (9 types) DC Volts (up to 300V) RTDs (100Ω Pt) AC Volts (true rms) Resistance (2- or 4-wire) Frequency (to 1.0 MHz)	Standard: Hydra Starter Package Labtech ACQUIRE™ Optional: Labtech Notebook™ Hydra Data Logger Pkg. Driver for Test Team or LabWindows™
	Operation Temperature: 0 to 60°C Power: 90-264 VAC and/or 9-16 VDC

FLUKE®

EDN November 22, 1990



On the cover: Before you use vendors' benchmarks for product comparisons, make sure you know what's supporting those benchmarks. See the Special Report on pg 90. (Photo courtesy Cypress Semiconductor; design and photography by Paul Ambrose)

SPECIAL REPORT

EDN's 17th Annual Microprocessor Directory 90

Benchmarks don't have to be confusing and deceptive. Application code that bears a resemblance to your software, consistently applied across a range of similarly configured microprocessor-based systems, can be useful in selecting your hardware.—*Michael C Markowitz, Associate Editor*

INNOVATION[™]
Driving Electronic
Technology Into The
Next Century

DESIGN FEATURE

Real-time programming—Part 6 197

Real-time applications are concerned with physically real processes that proceed in terms of real-world clocks. Thus, such applications must be able to link up with real-world time, as opposed to CPU or other internal computer time. Part 6 of this series discusses the two aspects of time that are involved: interval and time of day.—*David L Ripps, Industrial Programming Inc*

TECHNOLOGY UPDATES

VXIbus product directory: Small products add big spark to test field 43

While the traditional test-and-measurement community reports quiet business, VXIbus products are growing in number and variety and are appearing in complete systems.—*Brian Kerridge, European Editor*

INNOVATION[™]
Driving Electronic
Technology Into The
Next Century

Vendors optimize ICs for state machines 61

Designing effective state machines requires choosing the right ICs. The evolution of state-machine controllers gives designers a wide range of products from which to choose.—*John Gallant, Associate Editor*

Continued on page 7

EDN[®] (ISSN 0012-7515) is published 49 times a year (biweekly with 2 additional issues a month, except for February, which has 3 additional issues and July and December which have 1 additional issue) by Cahners Publishing Company, A Division of Reed Publishing USA, 275 Washington Street, Newton, MA 02158-1630. Terrence M McDermott, President; Frank Sibley, Senior Vice President/General Manager, Boston Division; Jerry D Neth, Senior Vice President/Publishing Operations; J J Walsh, Senior Vice President/Finance; Thomas J Dellamaria, Senior Vice President/Production and Manufacturing; Ralph Knupp, Vice President/Human Resources. Circulation records are maintained at Cahners Publishing Company, 44 Cook Street, Denver, CO 80206-5800. Telephone: (303) 388-4511. Second-class postage paid at Denver, CO 80206-5800 and additional mailing offices. POSTMASTER: Send address corrections to EDN[®], PO Box 173377, Denver, CO 80217-3377. EDN[®] copyright 1990 by Reed Publishing USA; Ronald G Segel, Chairman and Chief Executive Officer; Robert L Krakoff, President and Chief Operating Officer; William M Platt, Senior Vice President. Annual subscription rates for nonqualified people: USA, \$109.95/year; Canada/Mexico, \$135/year; Europe air mail, \$165/year; all other nations, \$165/year for surface mail and \$250/year for air mail. Single copies are available for \$10. Please address all subscription mail to Ellen Porter, 44 Cook Street, Denver, CO 80206-5800.

TURN A FEW DOLLARS INTO A COOL 18 MILLION.



*SPARC
Embedded RISC.
18 MIPS.*

Embedded control challenge of the 90s:
Applications are increasingly burdened with the overhead of friendliness. Even so, users expect everything to happen immediately, if not sooner.

As a result, applications with embedded micro-processors need more computing power than ever. Our CY7C611 SPARC RISC controller gives you the power to create, at a price that fits your application.

It performs. At 25 MHz, our CY7611 delivers 18 sustained MIPS.

It handles interrupts brilliantly. Asynchronous and synchronous traps let you jump to trap routines with 200 ns worst case response. 16 prioritized interrupt levels let you tailor your application. You get 136 32-bit registers that you can divide into register banks for fast context switching.

It has hooks. Connect our CY7C602 concurrent floating point unit for 5 MFLOPS. Use our CY7C157 Cache SRAM for a zero wait state memory system.

Use our CY7C289 512K PROM for glueless, virtually waitless program storage.

It is extendable. You get a large address space, and support for multitasking and multiprocessing.

It is affordable. We're talking a few dollars per MIPS.

And it is SPARC. You can choose from a multitude of SPARC platforms to operate as native development platforms. You work with the world's most popular RISC architecture. You can expect faster evolutions, to keep your design current well after it is designed.

The whole story – from data sheet to User's Guide – is yours for a fast, free phone call.

**Free SPARC RISC User's Guide.
Hotline: 1-800-952-6300*
Ask for Dept. C4K.**



**CYPRESS
SEMICONDUCTOR**

*1-(800) 387-7599 in Canada. (32) 2-672-2220 in Europe. ©1990 Cypress Semiconductor, 3901 North First Street, San Jose, CA 95134. Phone: (408) 943-2600, Telex: 821032 CYPRESS SNJ UD, TWX: 910-997-0753. Trademarks: SPARC—Sun Microsystems, Inc.

VP/Publisher
Peter D Coley

Associate Publisher
Mark Holdreith

VP/Editor/Editorial Director
Jonathan Titus

Managing Editor
Joan Morrow Lynch

Assistant Managing Editor
Susan L Rastellini

Special Projects
Gary Legg

Home Office Editorial Staff
275 Washington St, Newton, MA 02158
(617) 964-3030

Tom Ormond, *Senior Editor*
Charles Small, *Senior Editor*
Jay Fraser, *Associate Editor*
John A Gallant, *Associate Editor*
Michael C Markowitz, *Associate Editor*
Dave Pryce, *Associate Editor*
Susan Rose, *Associate Editor*
Julie Anne Schofield, *Associate Editor*
Dan Strassberg, *Associate Editor*
Chris Terry, *Associate Editor*
Helen McElwee, *Senior Copy Editor*
James P Leonard, *Copy Editor*
Christine McElvenny, *Senior Production Editor*
Gabriella A Fodor, *Production Editor*
Brian J Tobey, *Production Editor*

Editorial Field Offices

Steven H Leibson, *Senior Regional Editor*
Boulder, CO: (303) 494-2233

Doug Conner, *Regional Editor*
Atascadero, CA: (805) 461-9669

J D Mosley, *Regional Editor*
Arlington, TX: (817) 465-4961

Richard A Quinnell, *Regional Editor*
Aptos, CA: (408) 685-8028

Anne Watson Swager, *Regional Editor*
Wynnewood, PA: (215) 645-0544

Maury Wright, *Regional Editor*
San Diego, CA: (619) 748-6785

Brian Kerridge, *European Editor*
(603) 630782
(St Francis House, Queens Rd,
Norwich, NR1 3PN, UK)

Contributing Editors
Robert Pease, Don Powers,
David Shear, Bill Travis

Editorial Coordinator
Kathy Leonard

Editorial Services
Helen Benedict

Art Staff
Ken Racicot, *Senior Art Director*
Chinsoo Chung, *Associate Art Director*
Cathy Madigan, *Staff Artist*
Sharon O'Brien, *Staff Artist*

Production/Manufacturing Staff
Andrew A Jantz, *Production Supervisor*
Sandy Wucinich, *Production Manager*
Kelly Brashears, *Production Assistant*
Melissa Carman, *Production Assistant*
Diane Malone, *Composition*

Director of Art Department
Robert L Fernandez
Norman Graf, *Associate*

VP/Production/Manufacturing
Wayne Hulitzky

Director of Production/Manufacturing
John R Sanders

Business Director
Deborah Virtue

Marketing Communications
Anne Foley, *Promotion Manager*
Pam Winch, *Promotion Assistant*

EDITORS' CHOICE

80386 in-circuit emulator 79

PRODUCT UPDATES

DSP boards for Macintosh II and SE CPUs 80

Wide-bandwidth linear optocoupler 82

EDITORIAL 31

The B-2 stealth-bomber program costs a great deal of money, and the bomber may not be as invisible to radar as expected. Instead of relying on high-tech weapons systems, US defense and congressional planners should spend money on programs that pay higher dividends.

NEW PRODUCTS

Integrated Circuits 208

Test & Measurement Instruments 212

Computers & Peripherals 219

CAE & Software Development Tools 228

Components & Power Supplies 234

DEPARTMENTS


News Breaks 17

Career Opportunities 248

EDN's International Advertisers Index 253


Cahners Publishing Company, A Division of Reed Publishing USA Specialized Business Magazines for Building & Construction Research Technology Electronics Computing Printing Publishing Health Care Foodservice Packaging Environmental Engineering Manufacturing Entertainment Home Furnishings and Interior Design. Specialized Consumer Magazines for Child Care Boating and Wedding Planning.

Be Brilliant At In Production



7:05 am: Breakfast

Suddenly, between bites, the answer to that new system design jumps right into your brain. But how to make it work in silicon? Use an Actel field programmable gate array!




8:50 am: Design

You warm up the design program on your 386 and put in the final touches. Then a quick rule check and 25 MHz system simulation with the Action Logic System software.



11:00 am: Place & Route

You watch the system place and route all 1700 gates (out of 2000 available) in under 40 minutes. 100% automatically! A final timing check. Then think of something to do until lunch.



12:00 pm: Lunch

Remember lunch? Normal people actually *stop working* and have a nice meal — right in the middle of the day! With Actel's logic solution, this could become a habit.

Actel Field Programmable Gate Array Systems.

They're a feast for your imagination.

Actel's ACT™ 1 arrays bring you a completely new approach to logic integration. Not just another brand of EPLD, PAL® or LCA™ chips. But true, high density, desktop configurable, channeled gate arrays.

They're the core of the Action Logic System, Actel's comprehensive design and production solution for creating

your own ASICs. Right at your desk. On a 386 PC or workstation. With familiar design tools like Viewlogic™, OrCAD™, and Mentor™.


And do it in hours instead of weeks. Even between meals.

How? With features like 85% gate utilization. Guaranteed. Plus

100% automatic placement and routing. Guaranteed. So you finish fast, and never get stuck doing the most

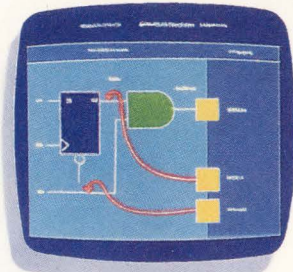
Actel FPGA Product Family		1010A	1020A
Equivalent Gates	Gate Array	1200	2000
	PLD/LCA	3000	6000
User I/O		57	69
System Clock (MHz)		20-40	20-40
Availability		NOW	NOW
Technology (micron)		1.2	1.2

Breakfast And n By Dinner.




1:15 pm : Program

You load the Activator™ programming module with a 2000-gate ACT 1020 chip and hit "configure." Take a very quick coffee break while your design becomes a reality.




1:25 pm : Test

You do a complete, real-time performance check, with built-in test circuits that provide 100% observability of all on-chip functions. *Without* generating any test vectors.



4:00 pm : Production

Your pride and joy is designed, created, tested, and off to the boys in Production. And you're finished way ahead of schedule! Better think of something to do until 5:00.



6:00 pm : Dinner

Remember dinner? Normal people actually go home and eat with their families. On your way, start thinking about how Actel's logic solution can help you be brilliant tomorrow.

tedious part of the job by hand.

Design verification is quick and easy with our Actionprobe™ diagnostic tools, for 100% observability of internal logic signals. Guaranteed. So you don't have to give up testability for convenience.

In fact, the only thing you'll give up is the NRE you pay with full masked arrays. You can get started with an entry level Action Logic System for under \$5000. Guaranteed.

And Actel FPGAs are even 883 mil-spec compliant.

You can be brilliant right now


with 1200- and 2000-gate devices, and a whole new family of 8000-, 4000- and 2500-gate parts are on the way. Call 1-800-227-1817, ext 60 today for a free demo disk and full details about the Action Logic System.

It could make your whole day.


Risk-Free Logic Integration

© 1990 Actel Corporation, 955 E. Arques Ave., Sunnyvale, CA 94086. ACT, Action Logic, Activator, and Actionprobe are trademarks of Actel Corporation. All other products or brand names mentioned are trademarks or registered trademarks of their respective holders.


WHAT GOOD IS A BRAIN



©1990 Conner Peripherals, Inc.

World Headquarters: 3081 Zanker Road, San Jose, CA 95134 Telephone: (408) 456-4500 FAX: (408) 456-4501 Sales Offices: U.S.—Boston: (508) 660-1088 • Dallas: (214) 680-2913 • Los Angeles: (714) 455-2777

WITHOUT A MEMORY?



To hear most people in the computer business talk, you'd think the only valuable part of a system is its microprocessor.

Maybe they haven't lost their minds. But they've certainly forgotten about the hard drive. And the critical data it stores. Data which can't be easily replaced like a microprocessor.

So it's no surprise that many OEMs are reducing their risk of system failure with disk drives from Conner. Using proven technologies, our high performance drives consistently set the standards for form factor, reliability, and innovation.

That's because at Conner, we work closely with our customers to identify their needs sooner, and fill them faster. Providing them the quickest time to market; with exactly the right product. Plus, we're expanding our worldwide manufacturing facilities to meet growing customer demand around the globe.

All of which makes choosing Conner disk drives a low risk decision.


So call Conner today. The results should be quite memorable.

CONNER
T H E T H I R D W A V E

• San Jose: (408) 456-4500 Europe—lvrea: (39)125-631715 • London: (44) 249-444-049 • Munich: (49) 89-129-8061 • Paris: (33) 1-47-474108 Asia—Singapore: (65) 2845366 • Taipei: (886) 2-718-9193 • Tokyo: (81) 3-485-8901

S A M S U N G
NOW

**A MILLION TRANSISTORS ON A
UNTIL YOU CONTEMPLATE AN**



MICROPROCESSOR IS IMPRESSIVE, SRAM WITH SIX TIMES AS MANY.



The recently introduced Samsung 1-meg SRAMs have a transistor count of 6.6 million.

In a day and age when makers of advanced microprocessors take understandable pride in the 1 million transistors on their chips, we think it's forgivable for us to be proud of the vastly greater number on these SRAMs.

They're among the most difficult of all semiconductors to produce, and only a few manufacturers can make them.

We offer the 1-meg slow SRAM in several speeds, several power ratings, and several package types. We're currently developing the part in the revolutionary TSOP packaging.

All those things—plus forthcoming high-density fast and ultra-fast SRAMs, plus additional slow parts for main store and buffer applications—give you an

idea of Samsung's commitment to this demanding technology.

Besides the 1-meg slow SRAM, in the main-store and buffer areas we'll sample next year a 1-meg fast static RAM family, and go into production with a 1-meg pseudo-SRAM.

THE SAMSUNG 1-MEG SRAM

Speeds: 70°, 85, 100, 120 ns.

Package types: TSOP°, DIP, SOIC.

Power ratings: Low-low°, low, standard.

Organization: 128K x 8.


For information on the 1-meg SRAM or our 1-meg pseudo-static, write today to SRAM Marketing, Samsung Semiconductor, 3725 No. First St., San Jose, CA 95134. Or call 1-800-669-5400, or 408-954-7229.

After all, the best way to contemplate the 6.6 million transistors on the part, is to get your hands on one.



° Available 1991. © Samsung Semiconductor, Inc., 1990.

CIRCLE NO. 127



Test your fastest prototype ASICs for

Finally, a 400 MHz IC Evaluation System.

Before you send those fast ASIC designs off to production, make sure they'll handle the stress of real-world operating conditions.


Now, that's possible—even for GaAs, ECL, and BiCMOS devices—with the new 400 MHz, HP 82000 IC Evaluation System.

It's a testing breakthrough . . .



a 400 MHz vector rate on all channels and up to 512 pin capacity. Finally, you can verify and characterize complex prototype ASICs to their limits. Which means you'll send fast ICs to production with the confidence that they won't return for time-consuming and expensive redesign.

You can even go a step further. Its high-throughput software lets you efficiently test small



failures at speed before production.

batch production runs, too.

And because all the systems in the HP 82000 family are modular, you can expand from 50, 100, or 200 MHz to 400 MHz as your needs change. This protects your original investment.

So call **1-800-752-0900*** today. Ask for **Ext. 1615** and we'll send the details on giving those fast ASICs a real-world test. Before you pass them on to production.

There is a better way.



*In Canada, call 1-800-387-3867, Dept. 413

SIEMENS



Our New LED Agreement Goes Beyond The Surface.

When it comes to surface-mount (SMT) LED indicators, Hewlett-Packard and Siemens are making a world of difference. Through our extensive co-development efforts, we can offer you standard, multi-sourced SMT LEDs.



By combining our expertise in the optoelectronics field, we've done more than respond to your need for a global standard. Our SMT LEDs are designed to give you performance comparable to through-hole LEDs.

To brighten your design outlook even further, our LED indicators will provide SMT manufacturing process compatibility for ease of placement and soldering. Plus, we'll offer a full range of LED colors, and light intensity that outshines all others.

Best of all, these lamps are from HP and Siemens. So you're assured of our commitment to excellence in service, support and reliability.

For more information, call (408) 725-3524. Or write:
Siemens Components, Inc.
Optoelectronics Division
19000 Homestead Road
Cupertino, CA 95014-0799

Siemens
Practical Solutions by Design.

© 1990 Siemens Components, Inc.

NEWS BREAKS

EDITED BY SUSAN ROSE

RUGGEDIZED PCs FOR HARSH ENVIRONMENTS

The MDC family of ruggedized IBM PC-compatible computers from Mobicdata Communications Corp (Phoenix, AZ, (602) 678-3788) are designed for applications in harsh environments such as factories, remote locations, and inside vehicles. Three modular components—display, keyboard, and processor/storage-unit modules—make up the MDC family system. You can locate the keyboard and display modules as far as 15 ft from the processor/storage modules. The systems can operate in temperatures ranging from -40 to $+85^{\circ}\text{C}$. The company has 8088- and 80386-based models with a choice of monochrome or color flat-panel displays. The company conformal-coats the pc boards used in the MDC systems to increase resistance to humidity and liquid spills. Prices range from \$7425 for an 8088 unit to \$10,500 for monochrome 80386 systems.—Maury Wright

SINGLE IC LETS YOU SCALE, ROTATE, AND ENHANCE IMAGES

The BT710 IC from Brooktree Corp (San Diego, CA, (619) 452-7580) sizes and rotates graphics for electronic imaging. The IC also lets you enhance the quality of black-and-white figures by converting them to 4-bit gray scale. The result of this gray scaling is an antialiased effect that increases the apparent resolution of the displayed image and makes it more readable. The IC can resize images to a minimum of 6% or a maximum of $7.5\times$ the original size.

Two on-chip DMA channels let the unit operate autonomously by reading and writing to image buffers without CPU intervention. The unit also performs address translation for rotated images and provides bit-aligned block transfers to window or frame buffers. The \$132 (100) Bt710 is a 5V, 50-MHz CMOS IC packaged as a 132-pin pin-grid array. A \$995 evaluation kit, the Bt710EVK, includes documentation, demo software, and an IBM PC/AT plug-in board that contains a BT710 IC. You can also order developer kits for IBM PC (\$1990), Macintosh (\$2490), and Sun (\$2990) systems that include Pixelvu software for CCITT compression and decompression, image scaling, rotation, mirroring, and Boolean bitblt operations.—J D Mosley

MIL-PRODUCT DATABASE INCLUDES EDIF CAE INFORMATION

Although several component database systems exist, none except the Component Information System (CIS) from Expert Views Inc (Waltham, MA, (617) 890-0333) lets you transfer component data on MIL-spec components to your CAE system. The database supplies graphical-symbol information and specifications to CAE systems in both ASCII and EDIF 200 formats. A symbol compiler lets a company convert graphics information so that it complies with company-wide graphics standards. The CIS database system supplies the parts, CAE data, and specifications. Cost is \$50,000 for a 1-year license, which includes quarterly updates.

You will also need parts-access and access-control software packages to use the system. View Master, the parts-access software, lets users examine components and specifications. The control software, Component Manager, lets managers customize the database by eliminating some products, adding specifications for others, and adding special or customized components. The View Master and Component Manager each cost \$40,000, which is a 1-time payment. The system operates on networks with computers that run either Unix or VMS operating systems.—Jon Titus

NEWS BREAKS

ALTERNATE-SOURCE AGREEMENT ON FUTUREBUS + SILICON

Philips Components-Signetix (Sunnyvale, CA, (408) 991-2000) and Texas Instruments (Dallas, TX, (800) 336-5236) have announced a joint development and alternate-source agreement for silicon support for the proposed Futurebus+ standard. Under the terms of the agreement, both companies will manufacture and market the Futurebus+ product family (designated FB2000 by Signetix and TFB2000 by TI), and both will use their own proprietary processes to manufacture the products. The 5-year, renewable second-source agreement is the third cooperative agreement between the companies in the past four years.—John A Gallant

ARCNET CHIP AND μ C COMPOSE COMPLETE LAN NODE

Standard Microsystems Corp (Hauppauge, NY, (516) 273-3100) offers the COM20020 Arcnet IC that combines controller and transceiver functions in a single chip. The IC is for low-cost embedded applications such as process control, factory automation, medical equipment, and automobile LANs. Available in 24-pin DIPs and 28-pin plastic leaded-chip-carrier packages, the IC has a 2 \times 8k-bits dual-port static-RAM buffer, a glue-free interface to most microcontrollers, and a variety of hardware diagnostics capabilities. The IC also has a command-chaining feature that speeds packet processing and enables it to support consecutive transmissions without host intervention. The \$16.23 (1000) CMOS COM20020 operates from a single 5V supply and has an operating temperature range of -40 to +85°C.—Maury Wright


COMPARABLY PRICED DP8392-LIKE CHIP USES LESS POWER

Providing higher reliability because of its lower power consumption, the CS83C92C Ethernet/Cheapernet LAN transceiver from Crystal Semiconductor (Austin, TX, (512) 445-7222) is a comparably priced, plug-compatible version of National Semiconductor's DP8392 chip. Powered by a single -9V supply, the chip requires a maximum current of 130 mA for transmission and 80 mA in its quiescent state, figures that are 28 and 39% lower than National's specs of 180 and 120 mA, respectively. In addition, the chip will withstand more than 1000V of electrostatic discharge (ESD) on all pins and 3000V on most pins. National's published specs indicate ESD failure when exposed to less than 500V. The chip includes squelch circuits that reduce noise when transmitting and receiving signals. A jabber timer disables the transmitter when the chip encounters illegally long packets of data. Compliant with ISO/IEEE 8802/3 requirements, the CS83C92C sells for \$18 (1000) and comes in 16-pin DIPs and 28-pin plastic leaded-chip-carrier packages.—J D Mosley

OPEN HARDWARE DESCRIPTION LANGUAGE COLLECTS SUPPORT

Cadence Advanced CAE Div's (San Jose, CA, (408) 727-0264) efforts to put the Verilog hardware description language into the public domain have begun to bear fruit. Both Zycad Inc (Menlo Park, CA, (415) 688-7400) and Ikos Systems (Sunnyvale, CA, (408) 245-1900) have translators that let you convert Verilog models, circuits, and stimuli into their own hardware-accelerated simulation formats. Verilog models are available from Sun Microsystems (Mountain View, CA, (415) 960-1300), which offers an Sbus model package, and from RISC International (San Jose, CA, (408) 428-1000), which offers a library of about 120 models. The CAD/CAM Group (Cupertino, CA, (408) 725-0204) generates Verilog models from its design-entry system, and Synopsys (Mountain View, CA, (415) 962-5000) and VLSI Technology (San Jose, CA, (408) 434-3000) use the models to drive their logic-synthesis tools.

—Michael C Markowitz




The ultimate in
components partnering.
Which supplier can deliver
all the elements?

Dale® has been perfecting the elements of partnering for nearly three decades. We began with a commitment to be the absolute best supplier of fixed resistors and associated components. The best at a technology which many said couldn't be improved. But we've done it.

When the industry was ready to surface mount, we were ahead of the game with the largest selection of resistive components available. When ship-to-stock came on the scene, our ZIP® program was the first to eliminate the need for receiving inspection while guaranteeing on-time delivery. And, since 1972, our innovative electronic data interchange

Dale® Can.




(EDI) system has grown into an international network.

Behind this solid supply commitment is a quality structure for which perfection is seen as an attainable goal. It encompasses everything from Certified Suppliers to Quality Circles to fully integrated

Statistical Process Control.

Partnering. There's only one components supplier with the experience, size and commitment to make it work to your ultimate advantage. Dale can. Contact your Dale Representative or phone our Corporate Marketing Department at (402) 563-6549.



THE WORLD'S LARGEST SELECTION OF **POWER SPLITTERS/ COMBINERS**

2 KHz to 8 GHz from \$10⁴⁵

With over 300 models, from 2-way to 48-way, 0°, 90° and 180°, a variety of pin and connector packages, 50 and 75 ohm, covering 2KHz to 8000MHz, Mini-Circuits offers the world's largest selection of off-the-shelf power splitter/combiners. So why compromise your systems design when you can select the power splitter/combiner that closely matches your specific package and frequency band requirements at lowest cost and with immediate delivery.

And we will handle your "special" needs, such as wider bandwidth, higher isolation, intermixed connectors, etc. courteously with rapid turnaround time.

Of course, all units come with our one-year guarantee.


For detailed specs and performance data, refer to the *MicroWaves Product Directory*, *EEM* or *Mini-Circuits RF/IF Signal Processing Handbook*, Vol. II. Or contact us for our free 68-page *RF/IF Signal Processing Guide*.


finding new ways ...
setting higher standards

Mini-Circuits

A Division of Scientific Components Corporation
P.O. Box 350166, Brooklyn, New York 11235-0003 (718) 934-4500
Fax (718) 332-4661 Domestic and International Telexes: 6852844 or 620156
WE ACCEPT AMERICAN EXPRESS


CIRCLE NO. 101





Signetics. Because computing isn't just a product

COMPUTING					
APPLICATION	PRODUCT	APPLICATION	PRODUCT	APPLICATION	PRODUCT
Workstations	<ul style="list-style-type: none"> ● Advanced BiCMOS Logic (ABT) ● High-Speed ASICs ● Futurebus+ Chip Set ● High Speed PAL[®]-type Devices ● High Performance MCUs 	Desk Top Video	<ul style="list-style-type: none"> ● Video Data Converters ● Digital Color Decoders 	Peripheral Products	<ul style="list-style-type: none"> ● 8-bit 80C51-based MCUs ● Zero Power PLDs ● Programmable Sequencers ● 3-State ECL Transceivers
		Personal Computers	<ul style="list-style-type: none"> ● High Density ASICs/PLDs ● DRAM Controllers ● OTP EPROMs ● FLASH Memory 		



© 1990 NACP

Philips Components

putting performance of your engine.

WITHOUT THE RIGHT SELECTION OF ICs, YOUR CPU COULD BE DEAD IN ITS TRACKS.

Today, everyone is using the same processors.

So, to separate your computer design from the rest, you need to get the full potential out of your processor. Full potential that's only possible through high-performance supporting subsystems.

To give you this performance we're offering a full range of ICs for major subsystem applications. Together they help you get the most from your processor, so your designs perform like never before.

For example, our bus interface logic devices are the industry's fastest. With our proven BiCMOS process — known as QUBiC — our ABT logic family is nearly twice as fast as the highest performing Bipolar ICs. This means you get the speed to keep pace with today's 16- and 32-bit systems, as well as tomorrow's emerging performance standards.

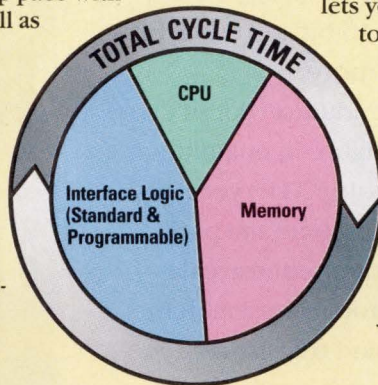
We also offer you a complete family of advanced PLDs. Including a full range of PAL®-type devices with speeds from 4ns to 7.5ns. As well as our innovative programmable logic arrays (PLA), programmable logic sequencers (PLS) and programmable macro logic (PML).

When you need microcontrollers, we offer the industry's most complete selection. Including devices from 8- to 32-bits and in OTP, EPROM, ROM and ROMless versions. Features include I²C serial bus, low voltage/low power, A/D, extended memory and more. All for EDP peripheral applications ranging from keyboards, disk drives and printers, to terminals and mouse devices.

And for desktop video applications, we've applied our expertise in digital video signal processing to offer you an 8-bit digital multistandard TV decoder subsystem, complete with data conversion and clock companion chips.

So when you need subsystem performance that lets your high-speed processors move at top speed, choose Philips Components—Signetics. For more information or our Computing Brochure, contact us today: 800-227-1817, ext. 713D.

PAL is a trademark of AMD/MMI



As processor speed increases, and total cycle time decreases, the percentage of time spent performing interface functions becomes more significant.

Signetics

EXTENDING THE DIMENSIONS OF PERFORMANCE



PHILIPS

Your Formula for

Introducing nX: Oki's performance-packed family of MCUs

The Oki nX equation for next-generation microcontrollers quickly adds up to a lot of pluses.

Take our 65000 Series, for example. With a 400-ns cycle time at 10 MHz, these speed-enhanced 8-bit MCUs boost performance up to 40% over current 80C51-based devices. Add a variety of on-chip features — A/Ds, I/O lines, PWMs, counters, timers, up to 16K bytes ROM and 384 bytes RAM — and you'll see how nX equals a tremendous range of cost-effective 8-bit solutions.

Then there's our 66000 Series of 8/16-bit MCUs, providing a migration path between current 8-bit and new 16-bit devices. And offering even higher levels of integration and memory. Pluses include 8-bit

external data bus with 16-bit internal address, up to 68 I/O lines, a 400-ns cycle time at 10 MHz, and up to 32K bytes ROM and 1K byte RAM.

For blazing speed and full 16-bit implementation, explore the high-performance features of our 67000 Series: 200-ns cycle time at 10 MHz, 56 I/O lines, three 16-bit and two 8-bit timers, and more.


But the addition doesn't stop here. Figure in one-time programmable (OTP) versions. A variety of pinouts and packages. And comprehensive development tools — assemblers, compilers, and translators.

Plus there's one last number to consider in the nX formula: **1-800-OKI-11NX**. Call now and let us bring you up to speed on the nX generation of faster MCUs — from Oki.



Transforming technology into customer solutions

Faster MCUs





Oki nX Product Family

Part #	Features	ROM	RAM	Package
65511	32 I/Os, 2x8-bit timers, watchdog timer, serial I/O	4KB	128B	40-DIP 44-PLCC/QFP
65512/ 65P512	32 I/Os, 3x8-bit timers, 1x16-bit timers, serial I/O	8KB	128B	40-DIP 44-PLCC/QFP
65513/ 65P513	Same as 65512 with 24 additional I/Os	8KB	128B	64-SDIP/QFP 68-PLCC
65524/ 65P524	Same as 65512 with 2x8-bit PWM, 8-bit A/D, additional ROM/RAM	16KB	384B	64-SDIP/QFP 68-PLCC
66201/ 66P201	• 48 I/Os • 10-bit A/D	16KB	512B	64-SDIP/QFP 68-PLCC
66207/ 66P207	• 4x16-bit timers • 2x16-bit PWM	16KB	512B	64-SDIP/QFP 68-PLCC
66301/ 66P301	• Serial interface • Transition detector	32KB	1KB	64-SDIP/QFP 68-PLCC
66417/ 66P417	68 I/Os, 10-bit A/D, 3x16-bit timers, 4x16-bit PWM, serial interface	32KB	1KB	80-QFP
67620/ 67P620	56 I/Os, 3x16-bit timers, 2x8 bit timers, serial interface	16KB	512B	64-SDIP/QFP 68-PLCC



OKI
Semiconductor

CA Irvine 714/752-1843, Tarzana 818/774-9091, San Jose 408/244-9666 FL Boca Raton 407/394-6099
 GA Norcross 404/448-7111 IL Rolling Meadows 708/870-1400 MA Stoneham 617/279-0293 MI Livonia 313/464-7200
 NC Morrisville 919/469-2395 NY Poughkeepsie 914/473-8044 PA Horsham 215/674-9511 TX Richardson 214/690-6868



**Compatible with
BrainMaker™
training Algorithms!**

NEURAL STEPPING STONES FOR TOMORROW'S TECHNOLOGY- TODAY!

INTEGRATED CIRCUITS FOR ADAPTIVE LEARNING AND FAST PROCESSING

Micro Devices' MD1220 Neural Bit Slice (NBS) can propel you into tomorrow's real-time neural network systems—today!

Each device contains eight neurons with fifteen "hard-wired" synaptic inputs per neuron. For designs that require more synaptic inputs per neuron, expansion through "virtual" synapses is easily accomplished with modest additional hardware. MD1220s can be cascaded or paralleled to provide a neural network of practically unlimited size, with beyond 256 synapses per neuron.

After training under microprocessor control, the NBS (using 16-bit synaptic weights) processes eight digital inputs in only 7.2 μ s—performance equal to that of a dedicated 55 MIPS processor.

The device is ideal for use in image classification, target or speech recognition, signal processing, risk analysis, robotics, communications and sensor fusion applications. And it's a much faster solution than "simulated" neural networks operating under software control. Ideal for applications which defy algorithmic solutions, such as optimizations.

The MD1220 is an economically practical solution with its low price (\$41 in 1K quantities) and easy design implementation. Designers can start

GET ACQUAINTED right away. An evaluation kit is available which includes a fully assembled XT/AT compatible circuit board with two MD1220 devices, sophisticated menu driven software, user manual and "broom balancing" fixture. The kit provides a step-by-step walkthrough of neural network configurations and training. Order an evaluation kit today—only \$395.00 complete.

working with it right away. For detailed specifications and application hints, contact Micro Devices today.



30 Skyline Drive
Lake Mary, FL 32746-6201 USA
Telephone 407/333-4379
FAX 407/333-4479

BrainMaker is a registered trademark of California Scientific Software.

MEGA MEMORY.

SONY HIGH-DENSITY SRAMS				
MODEL	CONFIG.	SPEED (ns)	PACKAGING	DATA RETENTION
CXK581000P*	128K x 8	100/120	DIP 600 mil	L, LL
CXK581000M*	128K x 8	100/120	SOP 525 mil	L, LL
CXK581100TM*	128K x 8	100/120	TSOP	L, LL
CXK581100YM*	128K x 8	100/120	TSOP (reverse)	L, LL
CXK581001P	128K x 8	70/85	DIP 600 mil	L
CXK581001M	128K x 8	70/85	SOP 525 mil	L
CXK581020SP	128K x 8	35/45/55	SDIP 400 mil	
CXK581020J	128K x 8	35/45/55	SOJ 400 mil	

*Extended temperature range available. L = Low power. LL = Low, low power.

MEGA COMMITMENT.



As you can see, Sony's more committed than ever to meeting your high-density SRAM needs.

Just consider the enhancements we've made in a few short months: TSOP and TSOP-reverse packaging, Low data retention current. And extended temperature range.

All based on our unique 0.8-micron CMOS technology, and available in 32-pin DIP and surface-mount plastic packages.

Then consider our ever-increasing production capabilities. We've just added yet another SRAM facility in Japan. And acquired a large AMD facility in San Antonio, Texas.

So you can really count on us in a crunch. Need more proof we're serious about your each and every SRAM need?


Call us. We've got more breakthroughs on the way. Well over 100 SRAM products spanning the performance spectrum. And the desire to meet—or exceed—your toughest performance spec.

Sony high-density SRAMS are shipping now, complete with competitive pricing. So call (714) 229-4190 today. Or write Sony Corporation Of America, Component Products Company, 10833 Valley View St., Cypress, CA 90630, Attention: Semiconductor sales. FAX (714) 229-4285.

SONY®

HOW TO TURN 040 WITHOUT LOSING A STEP.

FORCE '030



Turning 040 doesn't mean you have to give up the code you lived by when you were 030. Although that's what some manufacturers expect you to do.

But not FORCE. We guarantee that applications written for our 68030 VME boards will run on our 68040 boards. That's because we've built compatibility into our 030 and 040 address maps and on-board device drivers.

In fact, no one makes it easier to move your software from 030 to 040. The competition can't even come close. Just ask them.

Then ask us. We'll keep you from spending months writing new software drivers. So you can spend your time improving performance and functionality. Or getting to market months ahead of the competition.

What's more, you can start today on your 040 applications. Just develop them on a FORCE 030 board. When you're ready, we'll upgrade you to the highest performance 040 board you can buy.

So you can speed up your software without missing a step.

Of course, we have all the tools you need to get started. Choose from the broadest range of real-time operating systems and kernels, including PDOS, OS-9, VxWorks, VRTX32 and pSOS+. We even give you VMEPROM, free of charge.

You can also take advantage of XRAY and the entire Microtec family of software tools. Including cross, native and embedded development environments.

Our performance advantage even extends to UNIX.[®] With the industry's top-rated Unisoft UNIX 5.4.

Finally, you get the industry's best-rated documentation, integration support, regional technical staff and a full one-year warranty.

Here's your next step: call 1-800-BEST-VME ext. 40 for details on our 030 to 040 upgrade offer. Or fax a request to (408) 374-1146 for an immediate response.

Because turning 040 doesn't have to slow you down.


68030 CPU	COMPATIBILITY	68040 CPU
CPU-30	DMA, SCSI, Floppy, Ethernet, Serial I/O	CPU-40 + EAGLE I/O Module
CPU-31	DMA, SRAM, VSB, Serial I/O	CPU-41 + EAGLE I/O Module
CPU-33	DMA, DRAM, Serial I/O	CPU-40



VME at its best.

UNIX is a registered trademark of AT&T. VxWorks is a trademark of Wind River Systems, Inc. pSOS+ is a trademark of Software Components Group. VRTX32 is a trademark of Ready Systems, Inc. OS-9 is a trademark of Microware Systems. PDOS and VMEPROM are trademarks of Eyring Research, Inc. XRAY is a trademark of Microtec Research, Inc. © 1990 FORCE Computers, Inc.

FORCE Computers, Inc., 3165 Winchester Blvd., Campbell, CA 95008-6557, (408) 370-6300 ext. 40






With this Ethernet chip set, your competitors will swear you took a shortcut.

The shortest route to market begins with our three-chip set — the EtherStar™ controller, encoder/decoder, and transceiver — from Fujitsu's Advanced Products Division.

We've engineered this Ethernet set to offer you unparalleled ease of design. With our expert design support and optional manufacturing kit, you have everything you need to get new products out in record time.

EtherStar's unique buffer manager automatically controls buffer memory access and allocation, making application software easier to develop. And EtherStar handles many functions usually performed by the software driver in hardware — boosting system performance. No wonder official *Novell certification tests performed by independent consultants show that products based on our chip set have higher data-transfer rates.



And take the shortest, smartest pathway to Ethernet success.

Unlike some of our competitors, we can supply you with complete system solutions, including interface chips for standard bus architectures. And we don't compete with you by selling boards.

As Fujitsu's American arm, we're in close touch with your marketplace and what you need to excel there. So call us at

1-800-866-8608. Learn about the family of high-performance Ethernet solutions from Fujitsu's Advanced Products Division.



FUJITSU

Delivering the Creative Advantage.

*Novell certification applies to the EtherStar LAN adapter which incorporates the Fujitsu chip set.

FUJITSU MICROELECTRONICS, INC., Advanced Products Division, 50 Rio Robles, San Jose, CA 95134-1806. EtherStar is a trademark of Fujitsu Microelectronics, Inc. © 1990 Fujitsu Microelectronics, Inc.

EDITORIAL

Drop the B-2 bomber



In the chaotic budget deliberations in the US Congress, there is a bit of hope. Congress recently voted to drastically cut spending for the B-2 bomber. That decision is a good step in reducing both defense spending and the US's reliance on gee-whiz high-technology weapons systems. I'm most concerned about our reliance on and fascination with high-tech weaponry.

I'm sure some readers will respond that cutting the B-2 project will hamper US defense efforts and weaken our ability to respond to local actions such as Iraq's invasion of Kuwait. Anyone who believes that argument has been reading too many of the Department of Defense's self-serving pronouncements. The B-2 is a flawed product in search of a nonexistent mission.

The Air Force presents the B-2 as a plane that radar cannot detect, and today's radars cannot detect it, at least at long ranges. However, several recent photographs of the B-2 in flight show it refueling from a standard Air Force tanker aircraft. Such a tanker does show up on radar systems and presents a nice target.

The US has no stealth tankers. Also, developments in ultra-wideband (UWB) radar systems may advance radar technology to the point where practical radar systems can detect stealth aircraft. UWB radar has its own set of development and technology barriers, but the US's development of stealth aircraft will spur the development of UWB radar—both in the US and elsewhere.

The B-2 has other inherent limitations. Its turbofan engines emit a warm exhaust plume that can be detected by infrared sensors such as those on the USSR's MiG-29. The high cost of each B-2—over \$500 million—means that the Air Force will be reluctant to commit the planes to action until all of the enemy's air defenses have been eliminated. So, why the need for a radar-invisible bomber in the first place? The DoD presents the B-2 as a flexible weapons system that can track down and destroy mobile weapons systems and command posts—the same mission established years ago for cheaper and pilotless cruise missiles.

For these reasons alone, the B-2 should be dumped. Congressional and defense leaders should trade the B-2 for other projects—several deserve more funding and more attention than they are getting now. Late last year, the Pentagon quietly shut down the SR-71 Blackbird program of high-altitude reconnaissance flights. Congress charged that the program was poorly managed and refused to continue funding it. Close-in photoreconnaissance might have given us more information about Iraq's recent strategies. The SR-71 is too valuable an asset to mothball. Instead of stopping the program, Congress should demand an action plan and get the Blackbird flying again.

In the present rush to cut defense budgets, let's be sure we're cutting the right programs and funding the programs that offer real defense benefits.



Jesse H Neal
Editorial Achievement Awards
1987, 1981 (2), 1978 (2),
1977, 1976, 1975
American Society of
Business Press Editors Award
1988, 1983, 1981

A handwritten signature in black ink, reading "Jon Titus". The signature is fluid and cursive, with a long horizontal stroke at the end.

Jon Titus
Editor

BEFORE YOU CHOOSE P BETTER CHECK

Things aren't always what they seem.


Some people would have you believe FPGAs are faster and denser than MAX™ EPLDs.

Funny how they never mention *in-system* performance, though. When they talk about speed, they quote 100MHz flip-flop toggle rates. When they talk about density, they recite raw gate counts.

Which could make your high-performance design highly disappointing.

But if you want to do more than just spin your wheels, consider MAX.


It's the first family of programmable logic



devices to provide both high speed and high

logic density where it counts. At the system level.

Which means MAX can handle just about all your logic needs. In fact, a single 64-macrocell EPM5064



PROGRAMMABLE LOGIC, UNDER THE HOOD.

can integrate anything from simple system glue logic right up to complex graphics coprocessors and LAN and memory controllers.

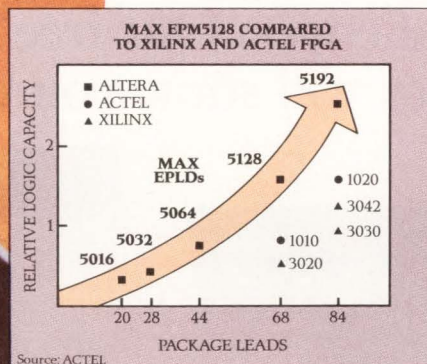
Or take the 68-pin MAX EPM5128. It's up to 50% faster and 100% denser

than comparable FPGAs, thanks to its high-performance architecture and superior logic routability. But don't take our word for it—just take a look at the competition's benchmarks.

Best of all, MAX gives you this unbeatable performance in record time. With powerful, easy-to-use MAX+PLUS™ software, design compile times are measured in minutes. Not hours or days.

So if you're looking to redefine system performance, talk to the folks who invented the EPLD. Call Altera today at (408) 984-2800.

We'll make sure you've got plenty of horses under the hood.



MAX and MAX+PLUS are trademarks of Altera Corporation. © 1990, Altera Corporation.

ALTERA

2610 Orchard Pkwy., San Jose, CA 95134-2020
Tel. (408) 984-2800 Fax. (408) 248-6924

IN THE ERA OF MegaChip™ TECHNOLOGIES

APPLYING TI's BiCMOS

With more than 50 BiCMOS logic functions from Texas Instruments, you can beat tough bus-interface design challenges. Our free SamplePacs will show you how.

Specially designed for use in bus-interface applications, our growing BiCMOS logic family can make the difference in getting data on and off the bus faster. These advanced functions that combine the best of bipolar and CMOS can help you attain higher system performance levels.

Lowering power, maximizing speed

For example, our BiCMOS devices can help you minimize power dissipation and maximize speed. Disabled currents are reduced by as much as 95% and active currents by as much as 50% compared to advanced bipolar equivalents.



DIFFERENCE

In fact, your system power savings can amount to more than 25%, and you should experience reduced switching noise as well.

Yet you can maximize system speed. Switching speeds are comparable to advanced bipolar devices and provide the high drive current required for today's industry-standard buses (48/64 mA commercial, 24/48 mA military).

Gaining even greater performance

If you need even lower power and higher speeds, our submicron Advanced BiCMOS (ABT) family is the choice for you. Planned devices include 8-, 9-, and 10-bit buffers/drivers, transceivers, latches, registers, and registered and latched transceivers.

Our broad BiCMOS family also includes unique functions that can help you more quickly meet the design challenges involved with incident wave switching, driving MOS memories, and system testability.

Assuring incident wave switching
Wider word widths and additional cards on backplanes are requiring higher drive currents to assure incident wave switching.

Our BiCMOS family delivers. With our low-impedance line drivers, you

get more "instantaneous" current even when impedances are as low as 25 ohms. You minimize transition "flat" spots that can degrade speed or cause oscillation at the receiving devices.

Managing MOS memory loads

MOS memory array interfaces create the high-capacitive loading environments that can result in overshoot and undershoot conditions. As a result, system reliability suffers. To handle this situation, our BiCMOS memory drivers incorporate a series damping resistor output structure that delivers advanced system performance when driving 256K, 1M, and 4M DRAMs.

Building in testability with SCOPE

It is becoming more difficult to accurately test today's highly integrated boards and systems, but TI's BiCMOS family contains your solution: SCOPE™ (System Controlability and Observability Partitioning Environment) octals.


Used in place of standard octals, SCOPE devices allow specific circuitry within an assembled module, board, or system to be isolated for verification and debugging without manual probing. Currently, our BiCMOS family includes an octal buffer, transceiver, D-type latch, and D-type flip-flop.

TI's SCOPE products are the first to conform to the Joint Test Action Group (JTAG) specifications adopted by the IEEE 1149.1 Test Standards Committee.

Get your free SamplePac and sample our BiCMOS difference; call 1-800-336-5236, ext. 3008

You can take your choice of our BiCMOS SamplePacs containing a free BiCMOS device, our latest advanced logic brochure, plus appropriate product data. Just call the number given above, or use the return card to let us know which SamplePac you need to begin applying TI's BiCMOS difference.

CIRCLE NO. 136


**TEXAS
INSTRUMENTS**


™ Trademark of Texas Instruments Incorporated
© 1990 TI

08-0176

These Fit The Occasion.





This immersible position sensor fits inside a hydraulic cylinder, using the fluid it resides in as a lubricant while saving space.





These heavy-duty "down-hole" sensor designs check the well casing diameter, while working under extreme pressure and heat.




Use the same approach to angular displacement in hand held instruments as these gyro and fin position sensors, which bombed in on a missile design problem.



POSITION SENSORS



Drive-by-wire designs for automotive and heavy equipment designs make reliability problems a thing of the past.



Both spring loaded and magnetically coupled position sensors for truck engine applications must withstand extremes of vibration, temperature and exposure to highway dirt and grime.

They began with a need to fit in just the right place and function dependably under any conditions. They are available in as many shapes and sizes as the challenges they're designed to meet. Their outstanding accuracy, feedback and environ-

mental capabilities can be used to quickly solve your most demanding requirements for a potentiometric position sensor. Just sketch, spec or even hint at your requirements on a piece of paper and FAX it to us today at (714) 557-6240.

This Fits Your FAX Machine.



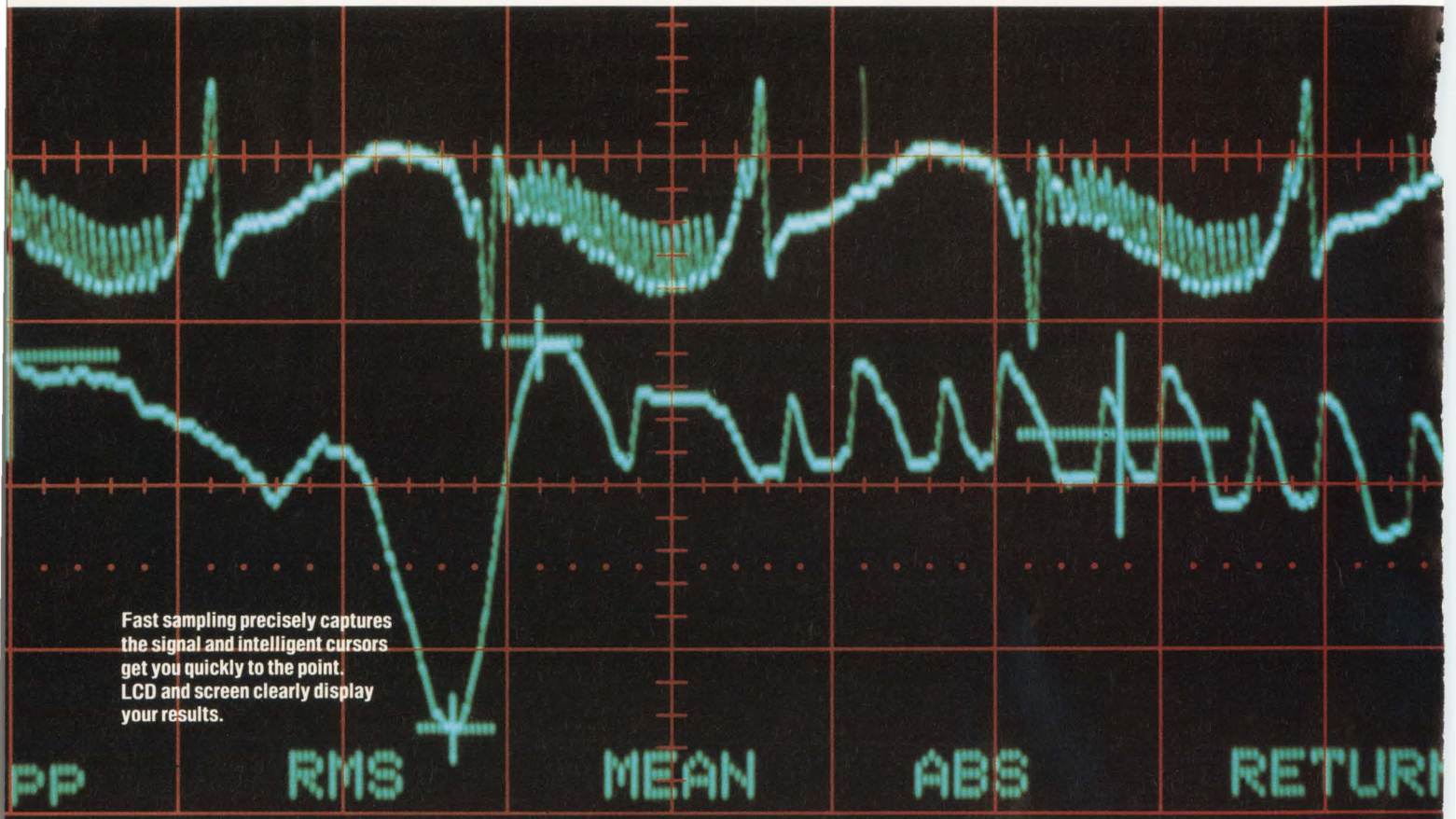
We'll give shape to your ideas in a hurry.

**DUNCAN
ELECTRONICS**

A BEI Electronics Company

2865 Fairview Road, Costa Mesa, CA 92626
(714) 545-8261 • FAX (714) 557-6240

FLUKE



Fast sampling precisely captures the signal and intelligent cursors get you quickly to the point. LCD and screen clearly display your results.

It's not that we don't resp we just see things

When it comes to medium frequency DSOs, how much you see depends on how much you can capture, how well you can analyze it, and how easily you can do the job.

Digital Storage Oscilloscopes from Fluke see things a little differently than DSOs from HP or Tek for one simple reason.

They see more.

Thanks to the fastest real time sampling speeds available under \$5,000, the new PM 3375 not only gives you full analog capabilities, it also lets you capture fast single shot events — with exceptional resolution.

But DSOs from Fluke don't just show you more. They also tell you more, by giving you the analytical power you need to extract a wealth of extra information from your signals.

Twice the sampling speed. Twice as easy.


Take our new medium frequency PM 3375, for example. With real time sampling at 250 MS/s, the PM 3375 samples every waveform more than 2½ times faster than any HP or Tek scope in its price range. So now you can accurately capture more types of signals, more precisely. Even fast single-shot events to 25 MHz (@ 10 samples per period), with resolution to a full 4 ns.

You also get repetitive sampling to capture recurrent signals to 100 MHz. Plus an averaging mode to help reduce noise without also reducing bandwidth. Not to mention an envelope mode to

monitor extremes of signal variation, such as tracking signal jitter or AM/FM modulation depth.


And like every DSO from Fluke, the PM 3375 is remarkably easy to operate. You can switch from digital to analog operation any time you want at the push of a button. AUTOSET lets you find your signal and fully set up your scope automatically. You can store up to 64 front panel setups in non-volatile memory. Even full remote is available.

Starting at just \$2,350, Fluke DSOs stop at nothing to deliver superior performance.





PHILIPS



ect HP[®] and Tek[®] DSOs, a little differently.

Better analysis. Better value.

Of course the real advantage of DSO technology isn't just seeing and capturing waveforms. It's analyzing waveforms.

Here, DSOs from Fluke really stand out.

Smart cursors take you far beyond mere dV and dt measurements, to automatically

calculate V_{pp} , V_{rms} , V_{mean} , Frequency, Period, Pulsewidth, Rise- and Fall-times and more.

Get the whole picture on video. Free.

With prices ranging from \$2,350 to \$5,390, medium frequency DSOs from Fluke offer superior specs for unparalleled perform-

ance and value. Compare all five, including our high frequency DSOs, to HP & TEK by sending for our full comparison chart. Or watch them in action in our free video titled "DSOs With a Difference: Chapter III." Just call 1-800-44-FLUKE ext. 77.




Features	Fluke PM 3375	Tek [®] 2232	HP [®] 54501A
Analog + Digital	Yes	Yes	No
Analog Bandwidth	100 MHz	100 MHz	Not available
Max. Captured Freq. Single Shot Sig.*	25 MHz	10 MHz	1 MHz
Repetitive Sig.	100 MHz	100 MHz	100 MHz
Sampling Rate (real time)	250 MS/s	100 MS/s	10 MS/s
Calculated Measurements	Yes**	No	Yes
AUTOSET	Yes	Beamfinder Only	Yes
Setup Memory	64	None	4
Remote	Full	Data Only	Full

*at 10 samples per period **with automatic adjustment for probe factor

John Fluke Mfg. Co., Inc. P.O. Box 9090, M/S 250C, Everett, WA 98206-9090. U.S. (206) 356-5400. Canada (416) 890-7600. Other countries: (206) 356-5500. © 1990 John Fluke Mfg. Co., Inc. All rights reserved. Ad no. 0101-P3350. Tek[®] and HP[®] are registered trademarks of Tektronix, Inc., and Hewlett-Packard, Inc.

FLUKE



Build EMC into your design now, and it won't be a problem later.

With all the new regulations surrounding electromagnetic compatibility (EMC), the best way to avoid costly delays is to locate problems as early as possible. Two new HP EMC solutions make that easy.

The HP 84100A Design Development Solution helps you correct problem areas at the design stage. It pinpoints hot spots on breadboards and prototypes

using a spectrum analyzer with software memory cards that simplify troubleshooting.

The HP 84110A Pre-Production Solution gives you added confidence that your designs will pass compliance. It has all the analysis capability, software and accessories you need to uncover conducted and radiated emission problems before final EMI testing. So, find out how to build EMC

into your designs. For information about HP's full line of EMC solutions and design training programs, call **1-800-752-0900***. Ask for **Ext. 1350**, and we'll send you our EMC Measurement Solutions fact kit.

There is a better way.



VXIBUS PRODUCT DIRECTORY

Small products add big spark to test field



While the traditional test-and-measurement community reports quiet business, VXIbus products are growing in number and variety and are appearing in complete systems.

*Brian Kerridge,
European Editor*



VXIbus-product designers refuse to let low activity in the conventional test-and-measurement sector break their resolve. (VXI stands for VME extensions for instrumentation.) The twelve months since EDN's first survey of VXIbus products (Ref 1) has seen vendors consolidate product ranges and push the success of the VXIbus standard beyond doubt.

Recent additions to VXIbus instrument rankings include several high-end units, such as a 500-MHz digitizing oscilloscope, a time-interval analyzer with an 8-psec resolution, and a 1-mHz to 20-kHz frequency-response analyzer.

Just as encouraging as the growth of VXIbus products is the growth in the number and variety of turnkey automatic test equipment (ATE) employing VXIbus products. Blakell Systems offers a pc-board tester and 250V connectivity ATE; Giordano Associates markets a range of mobile ATE for analog, digital, and hybrid testing; and Kikusui has a functional test system. Other VXIbus-based systems include NH Research's in-circuit tester and power-supply ATE as well as Racal Instruments' range of radar test systems for measuring 20-GHz signals.

At the VXIbus module level, the principal vendors are Hewlett-Packard, Racal-Dana, and the Tektronix/Colorado

Data Systems amalgamation. These companies each offer a wide variety of modules and chassis parts. Other module vendors include National Instruments, which specializes in bus control, and companies that offer a few specialist products each.

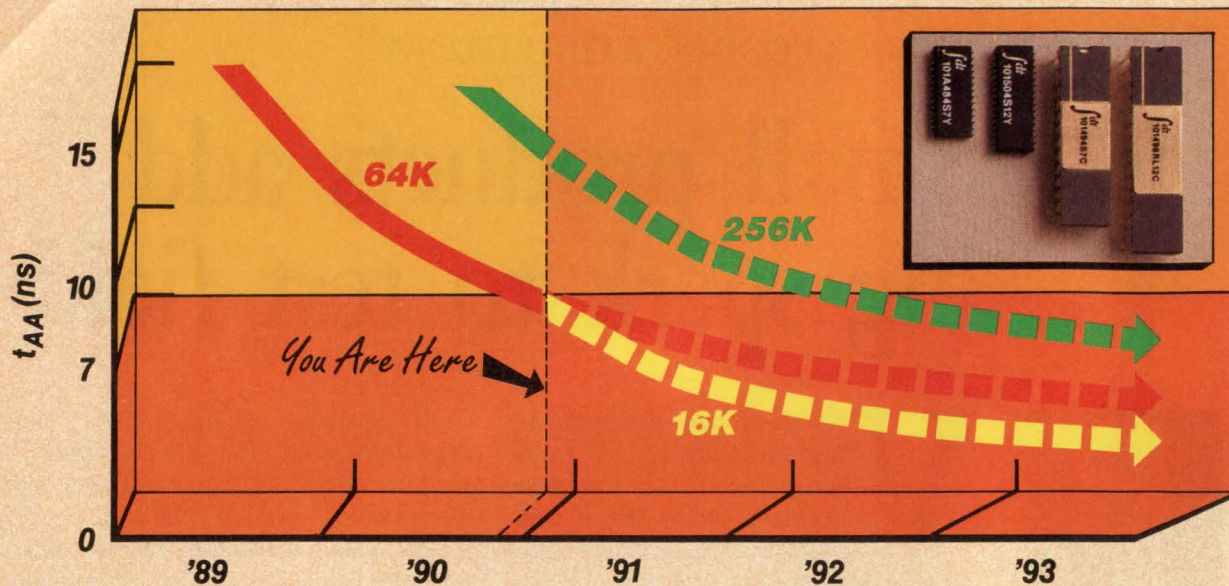
Hewlett-Packard made an early surprise launch into the B-size market and has recently expanded that range of products with nine products. Unit prices for all nine products are around \$1000. The modules suit scanning and sensor monitoring in industrial applications.



Radar test systems from Racal-Instruments can measure transmitter and receiver parameters of 20 GHz. The systems use a screened RF and microwave enclosure.

Several of the modules include the company's System 10 bundled data-acquisition system. Priced at \$5750, the system includes a 5½-digit DMM, a 16-channel relay multiplexer for thermocouples, a 16-channel voltage multiplexer, and a 48-channel single-ended multiplexer. A B-size 9-slot enclosure houses all the cards and includes an IEEE-488 link to your PC. Labtech

Break Through 7ns



with BiCEMOS™ ECL

Speed Leadership

Design tomorrow's fastest systems today. Our IDT10484 (4K × 4) will be the fastest high-density BiCMOS memory to run primary caches in ECL systems. At 7ns, the IDT10494 (16K × 4) is the fastest BiCEMOS 64K ECL SRAM available in volume production today.

In addition, we offer the densest BiCEMOS ECL RAM, the IDT10504 (64K × 4), at 12ns. And our new 12ns IDT10496RL (16K × 4) synchronous self-timed SRAM (STRAM)

offers registered inputs, latched outputs, and self-timed write for easier system design.

Each of our ECL SRAMs is available today in 10K, 100K, and 101K configurations in 300 mil SOJ and 400 mil Sidebrazed DIP packages.

Technology for the '90s

We engineered BiCEMOS technology to offer the best of both worlds: the low power consumption of CMOS with the high speed of bipolar technology.

Count on our BiCEMOS ECL to take you through the 7ns speed barrier for 64K densities. We believe our BiCEMOS ECL will achieve speed increases of 20% a year every year for the next five years, making BiCEMOS the technology for the '90s.

Samples Available

Call or FAX us today for samples and a copy of the new **BiCEMOS ECL Product Information** booklet with information on designing with BiCEMOS ECL for ultra-high-speed systems.

BiCEMOS ECL SRAM Family

Part No.	Description	Max. Speed (ns)	Typ. Power (mW)
IDT10484	16K (4K × 4) 10K ECL	7	700
IDT100484	16K (4K × 4) 100K ECL	7	500
IDT101484	16K (4K × 4) 101K ECL	7	700
IDT10490	64K (64K × 1) 10K ECL	8	420
IDT100490	64K (64K × 1) 100K ECL	8	320
IDT101490	64K (64K × 1) 101K ECL	8	420
IDT10494	64K (16K × 4) 10K ECL	7	700
IDT100494	64K (16K × 4) 100K ECL	7	500
IDT101494	64K (16K × 4) 101K ECL	7	700
IDT10496RL	64K (16K × 4) 10K STRAM	12	1000
IDT100496RL	64K (16K × 4) 100K STRAM	12	800
IDT101496RL	64K (16K × 4) 101K STRAM	12	1000
IDT10504	256K (64K × 4) 10K ECL	12	800
IDT100504	256K (64K × 4) 100K ECL	12	600
IDT101504	256K (64K × 4) 101K ECL	12	800

IDT Corporate Marketing
P.O. Box 58015
3236 Scott Blvd.
Santa Clara, CA 95052-8015

(800) 345-7015
FAX: 408-492-8454



When cost-effective performance counts

Integrated
Device Technology

TECHNOLOGY UPDATE



Notebook software from Laboratory Technologies (Wilmington, MA) controls the system.

Hewlett-Packard's B-size labors have still left the company time to develop C-size units. A 500-MHz digitizing oscilloscope is a significant addition to the range of instrumentation available in C-size VXIbus format. The oscilloscope comes in a 2-slot module. It has a vertical resolution of 8 bits, a record length of 1024 points, and a digitizing rate of 20M samples/sec.

C-size modules promise to be the most popular for professional systems, and Racal-Dana emphasizes these products. A high-end time-interval analyzer is a noteworthy addition to the company's range. The analyzer stores as many as 8000 samples on each of its 250-MHz-bandwidth input channels. The time-interval single-shot resolution is 8 psec. The \$14,950 price is well below what you might expect to pay for equivalent performance in a stand-alone alternative.


Another important instrument addition is Schlumberger Technologies' C-size, single-slot frequency-response analyzer. The analyzer outputs sine, square, and triangular waves with frequencies of 1 mHz to 20 kHz. The analyzer measures both polar and Cartesian coordinates. It has an amplitude resolution of 0.1 dB over a 100-dB dynamic range and a phase resolution of 0.01°.

One of the promises the VXIbus has yet to deliver is lower product prices. HP's B-size modules cost \$1000 and less, but prices for C-size units generally equate to what you'd pay for a rack-and-stack alternative. Vendors argue that although the price of individual VXIbus modules may be high, the complete system cost will be lower than that of rack-and-stack systems

because of the common enclosure and power supply and simpler system integration. This last advantage is sure to bring a wry smile to the faces of case-hardened system integrators, who heard similar comments at the advent of IEEE-488. Nonetheless, the downsizing, module interoperability, and promise of a common command language must all result in cost benefits at some point. The fact is that while

module, expect to pay close to \$20,000.

VXIbus newcomers are often concerned about how well products from different vendors will function together. Novice system integrators will no doubt avoid the issue by purchasing all system components from a single vendor. HP, Racal-Dana, and Tektronix/Colorado Data Systems all have product ranges broad enough to let you



To form a complete data-acquisition system, Hewlett-Packard's System 10 uses a B-size 5½-digit DMM, relay-multiplexing modules, and Labtech Notebook control software.


the VXIbus is in its infancy and shipment volume is low, module vendors will justifiably grab the chance to restore some of the eroded margins on their traditional test-and-measurement lines.

Controller module costs are considerably higher than what you can now pay for an IBM PC or compatible computer. While applauding engineers' skills at packaging the essential innards of an 80386-based PC into a C-size module, you need considerable justification to spend \$8000 plus just to benefit from embedded control. If you need a D-size

make such a purchase. But this approach may indicate unwarranted caution on your part.

Because engineers exclusively pioneered the VXIbus, the specifications for the mechanical and electrical operation of bus modules are well defined. These same engineers, keen to test the compatibility of their designs, persuaded their companies to participate early on in product interoperability trials with competitor's units. Trials continue at the rate of three or four times a year, and the VXIbus Consortium considers organizing this activity a

TECHNOLOGY UPDATE



The 8105i power-supply functional-test system from NH Research uses eight C-size modules for switching, transient analysis, and limit detection.

primary responsibility. Currently only a few minor problems arise, which should inspire confidence that you can safely mix and match units from different vendors. Principal participants in interoperability testing include Colorado Data Systems, Fluke/Philips (Everett, WA), Hewlett-Packard, National Instruments, Racal-Dana, Tektronix, and Wavetek.

Software incompatibility between vendors' VXIbus products is a prevailing system integrator's headache, but a remedy is on the horizon. SCPI (pronounced skippy) stands for standard commands for programmable instrumentation. This specification continues from where IEEE-488.2 left off and applies equally to conventional instrumentation and VXIbus instruments. SCPI aims to standardize command codes for any operation that an instrument performs. What

are now an instrument's device-dependent commands will become common to instruments from all vendors. The development of the SCPI specification is under the auspices of the SCPI Consortium, which includes the same member companies as the VXI Consortium. The consortium publishes the SCPI document, which you can purchase for \$75 by contacting Bode Enterprises.

Vendors with existing products are unlikely to backtrack on designs in order to implement SCPI. So some time will pass before the majority of VXIbus instruments conform to the specification. Indeed, most IEEE-488-interface implementations have yet to catch up with IEEE-488.2 command syntax. Hewlett-Packard has a temporary edge on competitors in making its

Text continued on pg 50

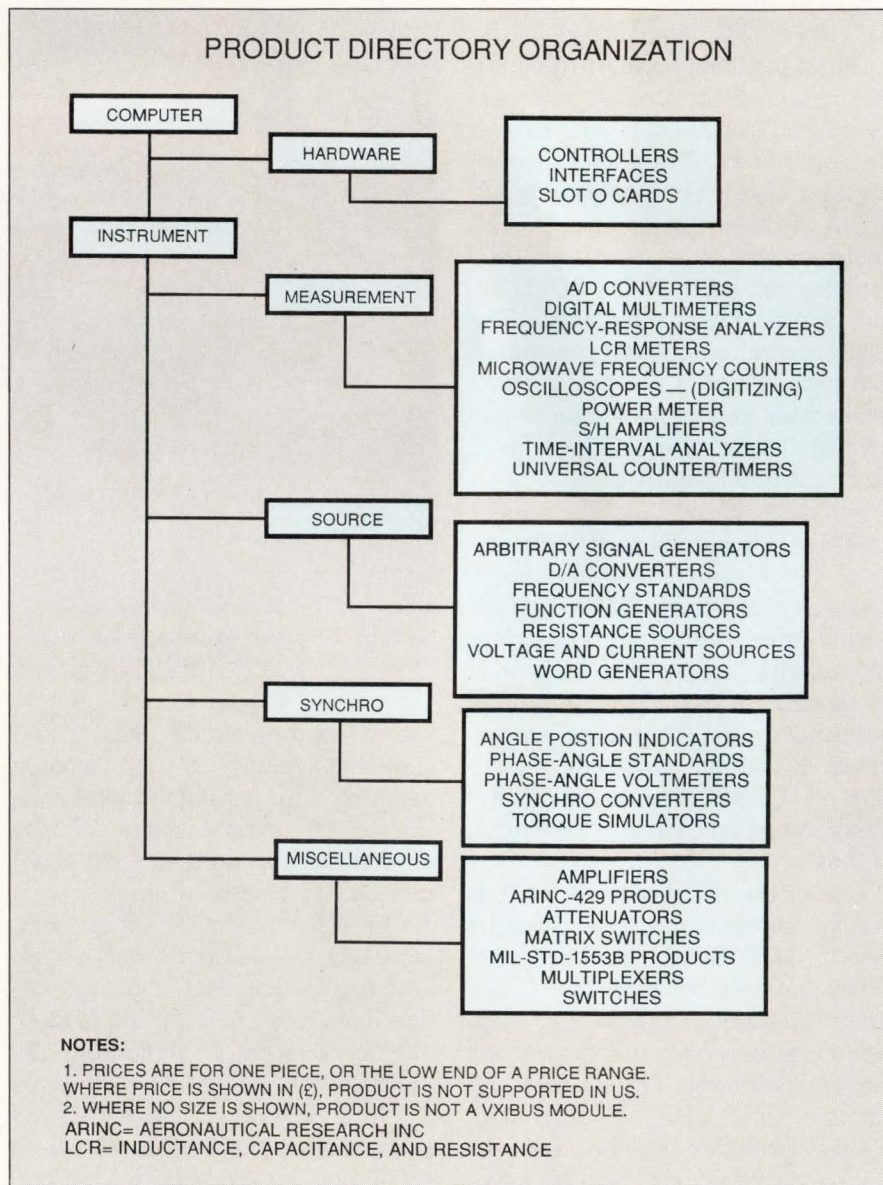


Fig 1—The VXIbus product directory follows this organization.

THE COMPLETE FAMILY OF μ P SUPERVISORS

Pick Your Functions, Performance and Price

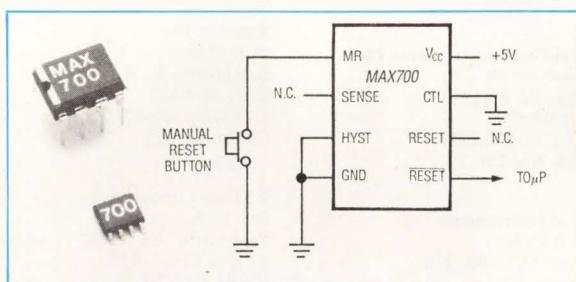
From 68040s to 8048s, Maxim has the supervisor for your microprocessor application. Maxim's MAX690 Family of supervisory circuits increases system reliability by monitoring the power supply and performing common μ P "housekeeping" functions, such as power-on-reset, backup battery switchover, watchdog timing, CMOS RAM write protection, power fail or low battery monitoring, and manual reset.

The supervisors require no external components when monitoring +5V systems, so they're easy to design in. Compact 8-pin or 16-pin DIP and SO packages save valuable board area.

FUNCTIONS	MAX 690	MAX 691	MAX 696	MAX 697	MAX 699	MAX 700	MAX 701	MAX 790	MAX 791	MAX 1232
Fixed Power-Up/Down Reset	✓	✓			✓	✓	✓	✓	✓	✓
Variable Power-Up/Down Reset			✓	✓		✓				
Battery Backup Switching	✓	✓	✓	✓				✓	✓	
Watchdog Timer	✓	✓	✓	✓	✓			✓	✓	✓
Power Fail Warning	✓	✓	✓	✓				✓	✓	
Write Protect		✓		✓					✓	
High Current Memory Switch								✓	✓	
Battery Monitor									✓	
Price (1000-up FOB USA)	\$3.27	\$3.55	\$3.27	\$3.55	\$2.12	\$2.17	\$1.96	†	†	†

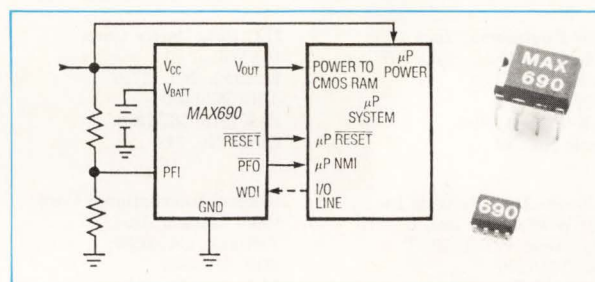
† Consult factory for pricing and availability.

5V Supervisor Uses Only 200 μ A



The MAX700 includes a 5V monitor, RESET and RESET outputs, and debounced manual reset input, but consumes only 200 μ A.

Full-Function 5V Supervisor



The MAX690 features a 5V monitor, battery back-up switch, watchdog timer, and a comparator for early power-fail warning or battery sending.

See For Yourself

For a free booklet describing Maxim's supervisory circuits in more detail, write Maxim Integrated Products 120 San Gabriel Drive, Sunnyvale, CA 94086, or call (408) 737-7600 (x 4000), or FAX (408) 737-7194.

MAXIM

Distributed by Arrow, Bell/Graham, Hall-Mark, Nu Horizons, Pioneer, and Wyle. Authorized Maxim Representatives: Alabama, (205) 830-0498; Arizona, (602) 730-8093; California, (408) 248-5300, (619) 278-8021; (714) 261-2123; (818) 704-1655; Colorado, (303) 799-3435; Connecticut, (203) 384-1112; Delaware, (609) 778-5353; Florida, (305) 426-4601, (407) 682-4800; Georgia, (404) 447-6124; Illinois, (312) 577-9222; Indiana, (317) 921-3450; Iowa, (319) 393-2232; Kansas, (816) 436-6445; Louisiana, (214) 238-7500; Maryland, (301) 644-5700; Massachusetts, (617) 329-3454; Michigan, (313) 583-1500; Minnesota, (612) 944-8545; Mississippi, (205) 830-0498; Missouri, (314) 839-0033; Montana, (503) 292-8840; Nebraska, (816) 436-6445; Nevada, (408) 248-5300; New Hampshire, (617) 329-3454; New Jersey, (609) 778-5353; New Mexico, (505) 268-4232; New York, (201) 428-0600, (607) 754-2171; North Carolina, (919) 846-6888; Ohio, (216) 659-9224, (513) 278-0714, (614) 895-1447; Oklahoma, (214) 238-7500; Oregon, (503) 292-8840; E. Pennsylvania, (609) 778-5353; W. Pennsylvania, (919) 851-0010; South Carolina, (919) 851-0010; Tennessee, (404) 447-6124; Texas, (214) 238-7500, (512) 835-5822, (713) 789-2426; Utah, (801) 561-5099; Virginia, (801) 644-5700; Washington, (206) 823-9535; Wisconsin, (414) 792-0920; Canada, (416) 238-0366, (613) 225-5161, (604) 439-1373, (514) 337-7540.

Maxim is a registered trademark of Maxim Integrated Products. © 1990 Maxim Integrated Products.

TECHNOLOGY UPDATE



For more information . . .

For more information on the VXIbus products discussed in this article, circle the appropriate numbers on the Information Retrieval Service card or use EDN's Express Request service. When you contact any of the following manufacturers directly, please let them know you saw their products in EDN.

Analogic Corp
8 Centennial Dr
Peabody, MA 01961
(508) 977-3000
FAX (508) 532-6097
Circle No. 700

Elgar
9250 Brown Deer Rd
San Diego, CA 92120
(619) 450-0085
FAX (619) 458-0267
Circle No. 708

National Instruments Corp
6504 Bridge Point Pkwy
Austin, TX 78730
(512) 794-0100
FAX (512) 794-8411
Circle No. 716

Tasco Electronics Inc
2121 W Crescent Ave
Anaheim, CA 92801
(714) 635-0550
FAX (714) 535-3458
Circle No. 724

Blakell Systems Ltd
Blanford Heights
Blanford Forum DT11 7TE, UK
(258) 451353
FAX (258) 480183
Circle No. 701

Giordano Associates Inc
703 60th St Court E
Bradenton, FL 34208
(813) 746-8753
FAX (813) 746-8501
Circle No. 709

NH Research Inc
16601 Hale Ave
Irvine, CA 92714
(714) 474-3900
FAX (714) 474-7062
Circle No. 717

Tektronix
Box 4600
Beaverton, OR 97076
(800) 835-4894
Circle No. 725

Bode Enterprises
8380 Hercules Dr, Suite P3
La Mesa, CA 92042
(619) 697-8790
Circle No. 702

Hewlett-Packard Co
Box 301
Loveland, CO 80539
(800) 752-0900
Circle No. 710

North Atlantic Industries Inc
60 Plant Ave
Hauppauge, NY 11788
(516) 582-6500
FAX (516) 582-8079
Circle No. 718

Transmagnetics Inc
210 Adams Blvd
Farmingdale, NY 11735
(516) 293-3100
FAX (516) 293-3793
Circle No. 726

CAL-AV Labs Inc
515B Westchester Dr
Campbell, CA 95008
(408) 371-0666
FAX (408) 371-0672
Circle No. 703

ICS Electronics Inc
744 S Hillview Dr
Milpitas, CA 95035
(408) 263-5500
FAX (408) 263-5896
Circle No. 711

Quartzlock Instruments
Gothic, Plymouth Rd
Totnes TQ9 5LH, UK
(803) 862062
FAX (803) 867962
Circle No. 719

Universal Test Equipment
16 Hughes St, Unit C102
Irvine, CA 92718
(714) 770-1895
FAX (714) 770-1868
Circle No. 727

C&H Engineering Inc
8705 Shoal Creek, Suite 107
Austin, TX 78758
(512) 467-7444
FAX (512) 834-9165
Circle No. 704

ILC Data Device Corp
105 Wilbur Pl
Bohemia, NY 11716
(516) 567-5600
FAX (516) 567-7358
Circle No. 712

Racal-Dana Instruments Inc
4 Goodyear St
Irvine, CA 92718
(714) 859-8999
FAX (714) 859-2505
Circle No. 720

Veretest Inc
45 E Main St
Southborough, MA 01772
(508) 485-5522
FAX (508) 485-8771
Circle No. 728

Colorado Data Systems Inc
3301 W Hampden Ave, Unit C
Englewood, CO 80110
(303) 762-1640
FAX (303) 781-0253
Circle No. 705

Kikusui International Corp
19601 Mariner Ave
Torrance, CA 90503
(213) 371-4662
FAX (213) 542-4943
Circle No. 713

Racal Instruments Ltd
480 Bath Rd
Slough SL1 6BE, UK
(628) 604455
FAX (628) 662017
Circle No. 721

VXIbus Consortium
Box 1736
Vancouver, WA 98668
FAX (206) 253-6075
Circle No. 729

Datron Instruments Ltd
Hurricane Way
Norwich NR6 6JB, UK
(603) 404824
FAX (603) 483670
Circle No. 706

Marconi Instruments Ltd
Donibristle Industrial Park
Dunfermline KY11 5JE, UK
(383) 822131
Circle No. 714

Radsis Corp
19545 NW Von Neumann Dr
Beaverton, OR 97006
(800) 950-0044
FAX (503) 690-1228
Circle No. 722

VXIjournal
25875 Jefferson
St Clair Shores, MI 48081
(313) 774-8180
FAX (313) 774-8182
Circle No. 730

EIP Microwave Inc
2731 N First St
San Jose, CA 95134
(408) 945-1477
FAX (408) 945-0977
Circle No. 707

Matrix Systems Corp
5177 N Douglas Fir Rd
Calabasas, CA 91302
(818) 992-6776
FAX (818) 992-8521
Circle No. 715

Schlumberger Technologies
Victoria Rd
Farnborough GU14 7PW, UK
(252) 544433
FAX (252) 543854
Circle No. 723

Wavetek Corp
9045 Balboa Ave
San Diego, CA 92123
(619) 450-9971
FAX (619) 450-0325
Circle No. 731

VOTE . . .

Please also use the Information Retrieval Service card to rate this article (circle one):

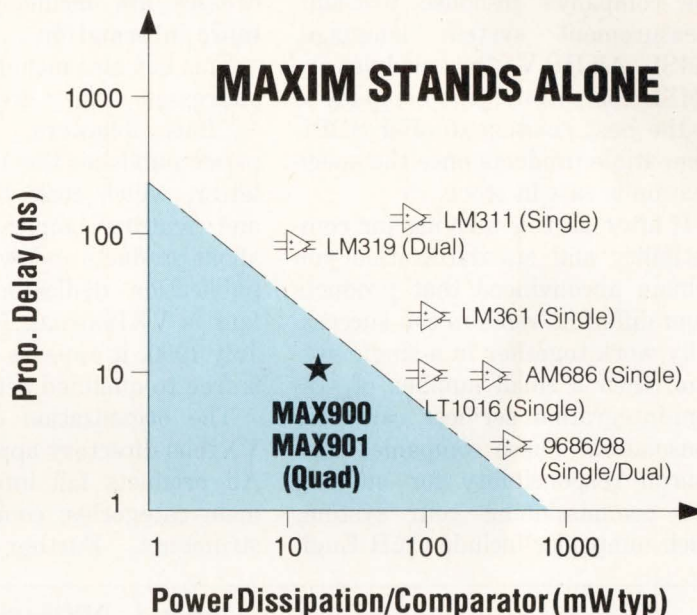
High Interest 518

Medium Interest 519

Low Interest 520

QUAD COMPARATORS 8ns, 18mW—ONLY \$1.50*

- ◆ +5V Operation Cuts Power Drain and Heat Dissipation
- ◆ Input Range Includes Ground and Eliminates Need For Negative Supply
- ◆ Four Comparators in One Package Saves Board Space and Reduces Cost
- ◆ Separate AGND and DGND Minimizes Noise, Improves System Performance
- ◆ Dual Supply $\pm 5V$ Capability Allows Bipolar Input Range



One Stop Shopping For High Speed/Low Power

Maxim's new MAX900 and MAX901 quad comparators can deliver both high speed *and* low power at a price that compares favorably to high speed single or dual equivalents. MAX900/MAX901 offer you propagation delays of only 8ns with a 5mV overdrive, power dissipation of 18mW per comparator (when powered from a +5V supply) and space saving 0.3" DIP or small outline (SO) packages - for only \$1.50 per comparator.

Maxim's High Speed Comparator Family

Part Number	# Comps	Logic	Delay (typ)	Latch	Package	Price [†]
MAX900	4	TTL	8.0ns	Yes	DIP, SO	\$7.01
MAX901	4	TTL	8.0ns	No	DIP, SO	\$5.98
MAX9685	1	ECL	1.3ns	Yes	DIP, SO, Can	\$3.38
MAX9686	1	TTL	6.0ns	Yes	DIP, SO, Can	\$2.31
MAX9687	2	ECL	1.4ns	Yes	DIP, SO	\$5.12
MAX9690	1	ECL	1.3ns	No	DIP, SO	\$3.29
MAX9698	2	TTL	6.0ns	Yes	DIP, SO	\$3.92

* MAX901, 1000-up F.O.B. USA price per comparator † 1000-up F.O.B. USA

Call your Maxim representative or distributor today for applications information, datasheets and samples. Or, write Maxim Integrated Products, 120 San Gabriel Drive, Sunnyvale, CA 94086, (408) 737-7600, FAX (408) 737-7194. Credit cards may be used for small orders.

MAXIM

Distributed by Arrow, Bell/Graham, Hall-Mark, Nu Horizons, Pioneer, and Wyle. Authorized Maxim Representatives: Alabama, (205) 830-0498; Arizona, (602) 730-8093; California, (408) 248-5300, (619) 278-8021, (714) 261-2123, (818) 704-1655; Colorado, (303) 799-3435; Connecticut, (203) 384-1112; Delaware, (609) 778-5353; Florida, (305) 426-4601, (407) 682-4800; Georgia, (404) 447-6124; Illinois, (312) 577-9222; Indiana, (317) 921-3450; Iowa, (319) 393-2232; Kansas, (816) 436-6445; Louisiana, (214) 238-7500; Maryland, (301) 644-5700; Massachusetts, (617) 329-3454; Michigan, (313) 583-1500; Minnesota, (612) 944-8545; Mississippi, (205) 830-0498; Missouri, (314) 839-0033; Montana, (503) 292-8840; Nebraska, (816) 436-6445; Nevada, (408) 248-5300; New Hampshire, (617) 329-3454; New Jersey, (609) 778-5353; New Mexico, (505) 268-4232; New York, (201) 428-0600, (607) 754-2171; North Carolina, (919) 846-6888; Ohio, (216) 659-9224, (513) 278-0714, (614) 895-1447; Oklahoma, (214) 238-7500; Oregon, (503) 292-8840; E. Pennsylvania, (609) 778-5353; W. Pennsylvania, (919) 851-0010; South Carolina, (919) 851-0010; Tennessee, (404) 447-6124; Texas, (214) 238-7500, (512) 835-5822, (713) 789-2426; Utah, (801) 561-5099; Virginia, (801) 644-5700; Washington, (206) 823-9535; Wisconsin, (414) 792-0920; Canada, (416) 238-0366, (613) 225-5161, (604) 439-1373, (514) 337-7540.

Maxim is a registered trademark of Maxim Integrated Products. © 1990 Maxim Integrated Products.

CIRCLE NO. 93

49

TECHNOLOGY UPDATE



VXIbus products SCPI compatible because SCPI was developed from the company's in-house test-and-measurement system language, TMSL. All HP VXIbus modules are TMSL compatible. The company is in the best position to offer SCPI-compatible products once the specification is cast in stone.

If after all this striving for compatibility and standardization you remain unconvinced that products from different vendors can successfully work together in a single system, then a small number of system-integration services can offer consolation. These companies take overall responsibility for building and commissioning your system. Such companies include C&H Engi-

neering, Marconi Instruments, Racal-Dana, and Tasco; their addresses are included in the **For more information . . . box.**

This box also includes some other addresses that are useful for VXIbus followers. Bode Enterprises publishes the VXIbus Newsletter, which costs \$195 per year and features topical information about products and events. Another publication dedicated to VXIbus fans is VXIjournal. First issued in July 1990, it appears quarterly and is free to qualified readers.

The organization of this year's VXIbus directory appears in **Fig 1.** All products fall into one of two main categories: computers or instruments. Further subdivisions

lead to a recognizable product description. Chassis and software products do not appear in this directory. EDN plans to survey these product areas in future issues. The directory lists only products that are available now or will be available during the first quarter of 1991. **EDN**

Reference

1. Strassberg, Dan, "182 VXIbus products appear from 36 firms," *EDN*, November 23, 1989, pg 51.

Article Interest Quotient (Circle One)

High 518 Medium 519 Low 520

Table 1—VXIbus products

Vendor	Description	Model	Size	Key features	Price
Computer-hardware products					
CAL-AV Labs	Fiber interface	9210	C1	4 channels, TTL input to fiber output	\$1500
	Fiber interface	9211	D1	6 channels, TTL input to fiber output	\$1750
	Fiber interface	9912	C1	4 channels, fiber input to TTL output	\$1300
	Fiber interface	9913	D1	6 channels, fiber input to TTL output	\$1750
Colorado Data Systems	Controller	73A-160	C4	12-MHz 80286/87 based, as much as 4M bytes of RAM, 20M-byte hard disk, 3½- and 5¼-in. floppy-disk drive, IEEE-488	\$5200
	Controller	73A-161	C3	Same as 73A-160 but only 3½-in. floppy-disk drive	\$5200
	Digital I/O	73A-411	C1	48 optoisolated, bidirectional TTL/CMOS-level lines	\$2200
	Digital I/O	73A-412	C1	10 bytes, programmable as inputs or outputs	\$1800
	Slot 0	73A-151B	C1	Resource manager, IEEE-488 port	\$2700
	Slot 0	73A-156	C1	Modular ATE compliant, IEEE-488 port	\$2800
Hewlett-Packard	Controller	E1480A	C4	25-MHz 68030 based, as much as 16M bytes of RAM, IEEE-488 port	\$9950
	RS-232C/422 interface	E1324A	A1	19,200 baud	\$650
	Digital I/O	E1330A	B1	Quad 8-bit bidirectional TTL-level data	\$600
	Slot 0	E1405A	C1	Resource manager, IEEE-488 interface	\$2800
ICS Electronics	Interface	5523	C1	56 I/O lines, power and control for OEM cards	\$700
National Instruments	Controller	VXIpc-386	C1	20-MHz 80386 based, as much as 8M bytes of RAM, 40M-byte hard disk, IEEE-488.2 port, optional 210M-byte hard-disk and 3½-in. floppy-disk drive in C2 module	\$9000
	Controller	VXIpc-030	C2	Apple Mac SE/30 compatible, as much as 8M bytes of RAM, 80M-byte hard disk, IEEE-488.2 port	\$14,800
	Slot 0 card	GPIB-VXI	C1	Resource manager, IEEE-488-to-VXI interface	\$3000
	Slot 0 card	VXI-MXI	C1	Extends VXIbus to MXIbus	\$1995
	IBM PC/AT-to-VXI interface	VXI-AT2000	C1	Includes plug-in PC card and slot 0 card linked by 2m cable, MXIbus and LabWindow software	\$3800
	IBM PC/AT-to-VXI interface	VXI-AT2010	C1	Same as VXI-AT2000 but with MS Windows	\$3995
	IBM PC/AT-to-VXI interface	VXI-AT2021	C1	Same as VXI-AT2000 but with SCO Xenix	\$3800
	IBM PC/AT-to-VXI interface	VXI-AT2022	C1	Same as VXI-AT2000 but with SCO Unix	\$3800
	IBM PC/AT-to-VXI interface	VXI-AT2023	C1	Same as VXI-AT2000 but with ISC 386/ix	\$3800
	IBM PS/2-to-VXI interface	VXI-MC2000	C1	Same as VXI-AT2000 but for IBM PS/2 and DOS	\$4500
IBM PS/2-to-VXI interface	VXI-MC2030	C1	Same as VXI-MC2000 but with OS/2	\$4500	
IBM 6000-to-VXI interface	VXI-MC6000	C1	Same as VXI-AT2000 but for IBM 6000 and AIX software	\$4600	
Racal-Dana Instruments	Digital input/output	1260-14	C1	96 bidirectional CMOS or TTL channels	\$1795
	Slot 0 controller	1260-00B	C1	Resource manager, IEEE-488-to-VXI interface	\$3000
	System controller	1265	C2	16- or 20-MHz 80386/87 based, as much as 8M bytes of RAM, 40M-byte hard disk, 3½-in. floppy-disk drive	\$9000


Table continued

8×8 VIDEO CROSSPOINT SWITCH WITH BUFFERS -ONLY \$2.50*/CHANNEL

Connects Any Input to Any Output

Maxim's new **MAX456** is the **first** monolithic 8×8 video crosspoint switch that routes standard video signals (NTSC, PAL, SECAM). With a digitally controlled 8×8 switch matrix, control logic, and eight 35MHz output buffers together in a 40-pin DIP or 44-pin PLCC, the MAX456 significantly reduces component count, board space and cost over discrete designs. Applications include video surveillance, imaging, visual automation, and video editing.

MAX456 Eliminates Over 20 Components

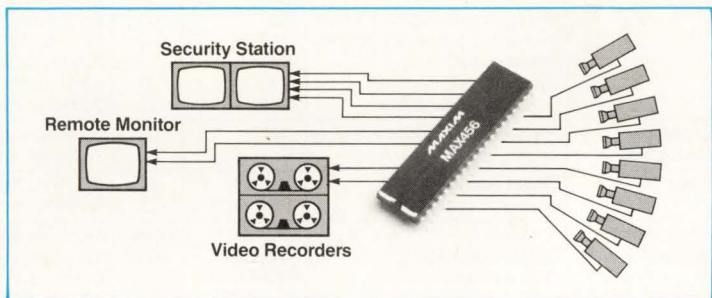


- Reduces Board Space up to 5X
- Reduces Cost 5X Compared to Discrete Designs
- Reduces Design and Layout Time
- Reduces Stray Capacitances
- Improves Reliability

Build Larger Crosspoint Arrays

Each MAX456 buffer output can be disabled under logic control. With three-state outputs, multiple MAX456s can be paralleled to form larger switch networks.

- **Eight Internal Buffers**
250V/μs Slew Rate
35MHz Bandwidth
Buffer Disable Saves Power
- ± 5V Power Supplies
- 80dB Off Isolation at 5MHz
- 70dB Crosstalk at 5MHz
- Serial or Parallel μP Interface



MAX456 and MAX457s Drive 75Ω Loads

Maxim also offers the MAX457, a dual 70MHz unity gain stable video amplifier. The MAX456 teams up with the MAX457 to drive 75Ω loads efficiently. Special pricing is available for MAX456/MAX457 combination purchases.

Call your Maxim representative or distributor today for applications information, data sheets, and free samples. Or, contact Maxim Integrated Products, 120 San Gabriel Drive, Sunnyvale, CA 94086, (408) 737-7600, FAX (408) 737-7194

* MAX456CPL, \$19.98 1000-up
F.O.B. U.S.A price.



Distributed by Arrow, Bell/Graham, Hall-Mark, Nu Horizons, Pioneer, and Wyle. Authorized Maxim Representatives: Alabama, (205) 830-0498; Arizona, (602) 730-8093; California, (408) 248-5300, (619) 278-8021; (714) 261-2123; (818) 704-1655; Colorado, (303) 799-3435; Connecticut, (203) 384-1112; Delaware, (609) 778-5353; Florida, (305) 426-4601, (407) 682-4800; Georgia, (404) 447-6124; Illinois, (312) 577-9222; Indiana, (317) 921-3450; Iowa, (319) 393-2232; Kansas, (816) 436-6445; Louisiana, (214) 238-7500; Maryland, (301) 644-5700; Massachusetts, (617) 329-3454; Michigan, (313) 583-1500; Minnesota, (612) 944-8545; Mississippi, (205) 830-0498; Missouri, (314) 839-0033; Montana, (503) 292-8840; Nebraska, (816) 436-6445; Nevada, (408) 248-5300; New Hampshire, (617) 329-3454; New Jersey, (609) 778-5353; New Mexico, (505) 268-4232; New York, (201) 428-0600, (607) 754-2171; North Carolina, (919) 846-6888; Ohio, (216) 659-9224, (513) 278-0714, (614) 895-1447; Oklahoma, (214) 238-7500; Oregon, (503) 292-8840; E. Pennsylvania, (609) 778-5353; W. Pennsylvania, (919) 851-0010; South Carolina, (919) 851-0010; Tennessee, (404) 447-6124; Texas, (214) 238-7500, (512) 835-5822, (713) 789-2426; Utah, (801) 561-5099; Virginia, (801) 644-5700; Washington, (206) 823-9535; Wisconsin, (414) 792-0920; Canada, (416) 238-0366, (613) 225-5161, (604) 439-1373, (514) 337-7540.

Maxim is a registered trademark of Maxim Integrated Products. © 1990 Maxim Integrated Products.

CIRCLE NO. 94

TECHNOLOGY UPDATE



Table 1—VXIbus products (continued)

Computer-hardware products (continued)					
Vendor	Description	Model	Size	Key features	Price
Radlsys	System controller	EPC-2	C2	16- or 20-MHz 80386/87 based, as much as 16M bytes of RAM, 170M-byte hard disk, 3½-in. floppy-disk drive	\$13,810
	System controller	EPC-2e	C2	Same as EPC-2 but 8M bytes of RAM, 40M-bytes hard disk, and Ethernet interface	\$8200
Tektronix	Slot 0	VX4520	C1	Resource manager, IEEE-488.2 port	\$3200
	Slot 0	VX5520	D1	Resource manager, IEEE-488 port	\$4250
	System controller	VX4530	C2	16-MHz 80386/87 based, 2 M bytes of RAM, 40M-byte hard disk, 3½-in. floppy-disk drive, IEEE-488 port	\$11,750
	System controller	VX4535	C2	Same as VX4530 but 20-MHz 80386/7 based, 8M bytes of RAM	\$17,500
	System controller	VX5530	D2	Same as VX4530 but D size	\$18,000
	System controller	VX5535	D2	Same as VX4535 but D size	\$24,000
Universal Test Equipment	Controller	VX2000	A1	Specifically for control of this company's modules	\$725
	Display	VX3856	A1, B1	8-character, 14-LED segments; register based	\$725
	Logic monitor	VX3872	A1, B1	Threshold programmable ±12V; low, high, pulse detection	\$725

Measurement instruments					
Vendor	Description	Model	Size	Key features	Price
Analogic	A/D converter	DVX2502	B1	8-channel multiplexer, 200-kHz sampling, 16 bit	\$3700
	A/D converter	DVX2503	B1	8-channel multiplexer, 400-kHz sampling, 16 bit	\$4500
	S/H amplifier	DVX2601	B1	16-channel multiplexer, 200-kHz sampling	\$3600
Colorado Data Systems	Universal counter/timer	73A-541	C1	10 MHz, 100-nsec resolution, channels, time-tag storage	\$2400
Datron Instruments	Digital multimeter	1362	C1	6½ digits, 1000 readings/sec, current and ratio	\$4250
EIP Microwave	Microwave frequency counter	1231A	C3	20 GHz, CW, or 50-nsec pulse	\$12,700
	Microwave frequency counter	1230A	C3	26.5 GHz, CW, or 50-nsec pulse, 170-GHz option	\$17,000
Hewlett-Packard	Digital multimeter	E1326A	B2	5½ digits, 14,000 readings/sec	\$1200
	Digital multimeter	E1410A	C1	6½ digits, 1450 readings/sec	\$3500
	Digital multimeter	E1411A	C1	Same as E1362A	\$1600
	Oscilloscope (digitizing)	E1426A	C2	500-MHz bandwidth, 4 channels, 20M samples/sec, 8 bit	\$6950
	Power meter	E1416A	C1	100 khz to 50 GHz, -70 to +40 dBm, sensor option	\$2500
	Universal counter/timer	E1332A	B1	4 MHz, 200-nsec resolution, 4 channels	\$900
	Universal counter/timer	E1333A	B1	1 GHz, 1-nsec resolution, 3 channels	\$900
	Universal counter/timer	E1420A	C1	200 MHz, 2-nsec resolution	\$3450
Racal-Dana Instruments	A/D converter	4070	C1	40-MHz sampling, 8-bit resolution, 16k bytes of memory	£4966
	Digital multimeter	4061	C1	6½ digits, 1000 readings/sec	£2600
	Microwave frequency counter	2051	C1	2.6 GHz, 9 digits, 2 inputs	\$3595
	Microwave frequency counter	2151	C2	20 GHz, 9 digits, 3 inputs	\$4585
	Power meter	4051	C1	200 kHz to 26.5 GHz, -60 to +25 dBm, sensor option	£3147
	Universal counter/timer	2251	C1	1.3-GHz, 9 digits 1-nsec single shot resolution	\$3250
	Time-interval analyzer	2351	C2	250 MHz, 8-psec resolution, 8000-sample storage	\$14,950
Schlumberger Technologies	Frequency-response analyzer	1270	C1	Generates sine, square, triangle waves; 1 MHz to 20 kHz, 2-channel analyzer, 0.01-dB and 0.01° resolution	\$12,200
Tektronix	Digital multimeter	VX4236	C1	6½ digits, 1000 readings/sec	\$3750
	Universal counter/timer	VX4223	C1	160 MHz, 1-nsec resolution, 2 channels, 1.3-GHz option	\$3500
Universal Test Equipment	Ammeter	VX3984	A1, B1	4½ digits, 6 ranges to 1A, 4-wire sense	\$725
	Digital multimeter	VX3888	A1, B1	4½ digits; voltage, current, resistance register based	\$725
	Digital voltmeter	VX3890	A1, B1	4½ digits, dc and ac rms and p-p voltage to 100 kHz	\$725
Veretest	LCR meter	3100	C1	Polar and cartesian coordinate output, 1 kHz to 1 MHz	\$3000

Sources					
Vendor	Description	Model	Size	Key features	Price
Colorado Data Systems	Arbitrary-pulse generator	73A-270	C1	2 channels, 1600 programmable pulse durations	\$3500
	Arbitrary-waveform generator	37A-243	C1	0.8 Hz to 25 MHz, 12-bit vertical×16 bit horizontal	\$4100
	D/A converter	73A-256	C1	12 channels, 16-bit resolution, ±16.4V output	\$3500
	Resistance source	73A-342	C1	2 outputs, 10Ω to 41 kΩ, or 100 Ω to 410 kΩ	\$2000
Hewlett-Packard	D/A converter	E1328A	B1	4 channels, 16-bit resolution, ±10V output	\$1100
	Function generator	E1440A	C2	21-MHz sine, amplitude/phase modulation, sweep mode	\$5750
Racal-Dana Instruments	Arbitrary-pulse generator	3051	C1	2 channels, 1600 programmable pulse durations	£3920
	Arbitrary-waveform generator	3052	C1	1.5 Hz to 25 MHz, 10-bit vertical×16-bit horizontal	£4400
	D/A converter	6055	C1	12 channels, 16-bit resolution, ±16.4V output	£4050
	Frequency standard	3351R	C2	Rubidium source, stability < 5×10 ⁻¹¹ /month	\$10,950
	Frequency standard	3351E	C2	Ovened crystal, stability < 5×10 ⁻¹⁰ /day	\$2485
	Resistance source	4071	C1	2 outputs, 10Ω to 41 kΩ, or 100Ω to 410 kΩ	£2688
Tasco Electronics	Word generator	TVXI/STM5	C1	2 channels, serial, 5-MHz bit-rate analyzer	\$14,950
	Word generator	TVXI/STM50	C1	Same as TVXI/STM5 but 50-MHz bit rate	\$17,600
Universal Test Equipment	Resistance source	VX3968	A1, B1	1Ω to 1 MΩ, register based	\$725
Veretest	Voltage and current source	3380	C1	Dual, bipolar, 8W, 250 μV to 38V, 20 μA to 1A	\$3500
Wavetek	Arbitrary-waveform generator	1375	C1	1 MHz to 20 MHz, 12-bit vertical×16-bit horizontal	\$4995

Table continued



The mil-spec solderless switch for land, sea or air.

Our QUICK-CONNECT™ module is physically separate from the switch. It can be pre-wired without solder and pre-checked for correct continuity. The QUICK-CONNECT™ module can then simply be pressed into place in the Vivisun Series 95 switch.



It's also compatible with NVIS night vision goggles per MIL-L-85762A. A unique optics system eliminates the glare. When voltages are

trimmed, the switch is easily readable with the unaided eye. It's also readable in direct sunlight and deadface when not energized.

Compact and light. No other Mil-Spec switch can match it. Options: High-Impact Shock • Dustproof/Dripproof/Watertight/Splashproof • Split Ground • Standard Solder Terminations • EMI
Contact us today.



AEROSPACE OPTICS INC.

3201 Sandy Lane, Fort Worth, Texas 76112
(817) 451-1141 • Telex 75-8461 • Fax (817) 654-3405

CIRCLE NO. 17

*Vivisun Series 95,
the advanced QUICK-CONNECT™
solderless pushbutton switch.*



VIVISUN 95™

SERIES

MIL-S-22885/108

TECHNOLOGY UPDATE

Table 1—VXIbus products (continued)

Synchro/resolver instrumentation					
Vendor	Description	Model	Size	Key features	Price
ILC Data Device	Synchro converter	IAC-37001	C1	Synchro/digital and digital/synchro conversion, 16- or 20-bit resolution, 18-arc sec accuracy	\$5950
North Atlantic Industries	Phase-angle voltmeter	VX1227	C1	3 mV to 300V, 10 Hz to 100 kHz, 0.25° accuracy	\$7995
	Synchro simulator	VX15388	C1	Synchro/digital and digital/synchro conversion, includes angle position indicator and synchro simulator	\$6995
Transmagnetics	Angle position indicator	5410C-30	C1	Resolves 0.001°, includes 2 synchro simulators	\$6500
	Digital/synchro converter	5410C-42	C1	7 single-speed channels, or 1+2 multispeed channels, 14-bit to resolver output	\$8870
	Digital/synchro converter	5410C-48-1	C1	4 channels, 16-bit to resolver output	\$8870
	Synchro/digital converter	4510C-43	C1	5 single-speed channels, or 1+2 multispeed channels to 12- or 20 bits, respectively	\$7483
	Synchro/digital converter	5410C-47-1	C1	6 channels, 11.8V input to 12-bit output	\$7483
	Phase-angle standard	5410C-45-1	C1	Outputs voltage, phase shifted 0 to 359.9°	\$7950
	Phase-angle voltmeter	5410C-31	C1	3 mV to 300V rms, 10 Hz to 100 kHz, 0.25° accuracy	\$7950
	Phase-angle voltmeter	5410C-49-1	C1	Same as 5410C-31, but phase accuracy 0.1°	\$7950
	Torque simulator	5410C-51	C1	3 channels, 11.8V output from 12-bit input from input reference to 0.05° resolution	\$6850
Miscellaneous instruments					
Vendor	Description	Model	Size	Key features	Price
Analogic	Solid-state multiplexer	DX2701	B1	32 channels, ±10V input, 150-nsec switching	\$995
CAL-AV Labs	Amplifier	9930	C1	4 channels, 500 MHz, 20-dB gain, 72-dB dynamic range	\$3500
	Amplifier	9931	C1	4 channels, 1 GHz, 14-dB gain, 65-dB dynamic range	\$3700
	Amplifier	9932	D1	6 channels, 500 MHz, 20-dB gain, 72-dB dynamic range	\$5050
	Amplifier	9933	D1	6 channels, 1 GHz, 14-dB gain, 65-dB dynamic range	\$5350
	Attenuator	9920	C1	4 channels, 1-GHz, 63-dB in 1-dB steps, 1.0W	\$3100
	Attenuator	9921	C1	4 channels, 1 GHz, 127-dB in 1-dB steps, 1W	\$3500
	Attenuator	9922	D1	6 channels, 1 GHz, 63-dB in 1-dB steps, 1W	\$4400
	Attenuator	9923	D1	6 channels, 1 GHz, 127-dB in 1-dB steps, 1W	\$4900
Colorado Data Systems	MIL-STD-1553A/B bus simulator	73A-453	C1	Bus controller, remote terminal, bus monitor	\$3600
	MIL-STD-1553A/B bus tester	73S-456	C1	2 channels, 8 channel option	\$9500
	Switch-relay	73A-353	C1	32 channels, spst, 48V, 4A rating	\$1500
	Switch-relay	73A-355	C1	24 channels, dpst or spdt, 30V, 4A rating	\$1900
	Switch-relay	73A-356	C1	20 channels, dpdt, 30V, 3A rating, 100 operations/sec	\$1950
	Switch-relay	73A-357	C1	32 channels, spdt, 30V, 4A rating, 100 operations/sec	\$1600
	Multiplexer-master	73A-332	C1	40x2-wire channels, 80 channels/sec, 4-digit display	\$2000
	Multiplexer-master	73A-372	C1	2-24x2-wire channels, controlled via local bus	\$1500
Hewlett-Packard	Matrix switch-relay	E1361A	B1	2x4 or 4x4, 10-MHz	\$650
	Multiplexer-solid-state	E1351A	B1	16x2-wire channels, 16V input, 100-kHz scan rate	\$875
	Multiplexer-solid-state	E1352A	B1	Same as E1351A but 32 single-wire channels	\$1000
	Multiplexer-solid-state	E1353A	B1	Same as E1351A but with cold-junction compensation	\$975
	Multiplexer-solid-state	E1357A	B1	8 channels, 120Ω strain gauge	\$1125
	Multiplexer-solid-state	E1358A	B1	8 channels, 350Ω strain gauge	\$1125
	Multiplexer-relay/3, 4-wire	E1345A	B1	16x3-wire or 8x4-wire channels	\$650
	Multiplexer-relay/1-wire	E1346A	B1	48 single-wire channels, common low and guard	\$800
	Multiplexer-relay/3-wire	E1347A	B1	Same as E1345A but with cold-junction compensation	\$750
	Multiplexer-relay	E1355A	B1	8 channels, 120Ω strain gauge	\$925
	Multiplexer-relay	E1356A	B1	8 channels, 350Ω strain gauge	\$925
	Multiplexer-relay/2, 4-wire	E1460A	C1	64x2-wire or 32x4-wire channels, 10-MHz bandwidth	\$2400
	Multiplexer-relay/RF	E1366A	B1	Dual 1x4, 50Ω characteristic impedance	\$850
	Multiplexer-relay/RF	E1367A	B1	Same as E1366A but 75Ω characteristic impedance	\$850
	Multiplexer-relay/RF	E1472A	C1	6 1x4 channels, 50Ω characteristic impedance	\$2500
	Multiplexer-relay/RF	E1473A	C1	6 1x4 channel expander for E1472A	\$1500
	Switch-relay	E1364A	B1	16 channels, 250V, 1A rating	\$650
	Switch-relay/microwave	E1368A	B1	18 GHz, 3 spdt, 50Ω	\$2100
ILC Data Device	MIL-STD-1553B interface	BUS-65522	B1	Bus controller, remote terminal, or bus monitor	\$4995
Matrix Systems	Matrix switch-relay/RF	10081A-50	C1	4x8, 900 MHz, 7-segment status display, 50Ω	\$2750
		10081A-75	C1	Same as 10081A-50 but 75Ω characteristic impedance	\$2750
Quartzlock Instruments	Attenuator	132VXI		1 GHz, 132-dB in 0.1-dB steps, 1.3W	£1800
Racal-Dana Instruments	Switch-relay	1260-12	C1	20 channels, dpst, 50V, 1A rating	\$3195
	Switch-relay/power	1260-20	C1	20 channels, dpdt, 250V, 8A rating	\$1695
	MIL-STD-1553A/B bus simulator	6051	C1	Bus controller, remote terminal, bus monitor	£4200
	MIL-STD-1553A/B bus tester	6053	C1	2 channels, 8 channel option	£11,536
	Multiplexer-relay/2-wire	1260-30A/D	C1	40 channels, 1 1x40, 2 1x20, 4 1x10, 8 1x5	\$1595
	Multiplexer-relay/2, 4-wire	1260-35	C1	96 channels, 2 1x48 2-wire to 8 1x6 4-wire	\$2800
	Matrix switch-relay/2-wire	1260-40A/C	C1	Configurable 1 4x24, 2 4x12, 1 8x12	\$2200
	Switch-relay/RF	1260-54	C1	1 GHz, 6 1x4 terminated trees	\$2595
Tasco Electronics	ARINC-429 tester	TVXI/429	C1	16 channels (8 transmit/8 receive)	\$14,950
Tektronix	Multiplexer controller	VX4400	C1	Controls the company's TSI range of remote-switch cards	\$3250

The Aries Chip Set

Why disk drive designers call it the eliminator.



The ARIES Chip Set does away with many significant design headaches, that's why. It collapses virtually all disk drive electronic functions onto just 4 chips, so you can accomplish your hard disk drive design in less space. And get your finished product to the market a lot sooner.

Packed inside ARIES are the 32R4610 Read/Write Amplifier, the 32P4620 Pulse Detector/Data Separator, the 32H4631 Servo and Motor Speed

Controller, and the 32C4650 Combo AT Controller.

ARIES appreciates your ongoing need for shrinking footprints and high 24-Mbit/s performance. Plus it equips you with low-power +5 volt only operation.

In other words, the ARIES Chip Set is a revolutionary idea that just might help you eliminate your competition. For more on ARIES, contact your nearest Silicon Systems

representative. Or call us for literature package SPD-2.

Silicon Systems, Inc.
14351 Myford Road, Tustin, CA 92680
Ph 1-800-624-8999, ext. 151 Fax (714) 669-8814
European Hdq. U.K. Ph (44) 79-881-2331
Fax (44) 79-881-2117

Circle 125 for Product Info

Circle 126 for Career Info

silicon systems[®]

Outside, all disc drives look t It's really what's inside that co



S E A G A T E T E C
E
A
G
A
T
E
Q
U
A
L
I
T
Y

Zone Bit Recording, ZBR, Seagate and the Seagate logo are registered trademarks of Seagate Technology, Inc.
© 1990 Seagate Technology, Inc.

he same. units.

Apart from our nameplate, a Seagate disc drive looks much like any other when viewed from the outside. But it's the tangible and intangible elements we put inside that make a Seagate drive really shine.

If you could see inside you'd find the best components available. Many of them — such

as discs, motors, semiconductors and thin-film heads — we design and build ourselves, allowing us to control their quality, cost and availability. Most of what we don't manufacture is obtained from a select group of vendors who must meet our strict Supplier Certification Program criteria. This guarantees consistently high quality and continual conformance to our customers' requirements.

Technology is another key Seagate ingredient. As the holder of over 200 disc drive patents, we constantly develop state-of-the-art technologies to enhance the value of our products to our customers. For example, Zone Bit Recording™ increases the amount of information that can be stored on a disc. But besides increasing the drive's capacity and throughput, ZBR™ technology can reduce the required number of heads and discs, thereby reducing costs, increasing performance and making the drive significantly more reliable.

The third major factor that sets Seagate drives apart is our commitment. You see it in the inspired dedication of our employees: like our engineers, who apply the latest technology advances to our current models. In our assemblers and technicians, who are committed to producing defect-free products. And in our sales, customer service and technical support groups, who continually go the extra mile to ensure complete customer satisfaction.

But most of all, Seagate drives are built upon experience: the market insight and technical knowhow that can only come from selling more than 25 million drives since the industry's inception. It's the kind of experience you won't find at any other disc drive company.

To be sure you're getting Seagate quality and technology inside where it counts, make sure there's a Seagate nameplate on the outside. For more information, contact Seagate at 800-468-DISC, or 408-438-6550.



Seagate

The first name in disc drives



CAUGHT IN MIDSTREAM WITHOUT A SOLUTION? OUR HIGH PERFORMANCE FAMILY SHOWS YOU THE WAY.


How do you move up in power and performance without wading through unnecessary changes in software and architectures?

Simple. Make sure you travel with the right companion: Motorola. The only microcontroller supplier with a strategy to transport you smoothly from 8 to 16-bit power. And then swiftly on to the leading-edge frontier of 32-bit.

**MOTOROLA'S PATHWAY
TO PERFORMANCE™ TAKES YOU
FROM WHERE YOU ARE
TO WHERE YOU WANT TO BE.**

The newest 8-bit solution on Motorola's Pathway to Performance is our 68HC711K4. With twice the bus speed of any original HC11 Family member, powerful on-chip peripherals, and 24K of EPROM.

From 8-bit, step right up to Motorola's blistering new 68HC16. The world's first 16-bit microcontroller with powerful control-oriented DSP instructions on-chip and full upward source code compatibility with our industry-standard 8-bit family.



But that's not all. Because the HC16 supports high level languages and uses intermodule bus peripherals from our 68300 Family, you're just a few modular steps away from the unsurpassed world of 32-bit devices. Including our new low-cost, high-performance 68331.



**WE'LL KEEP YOU MOVING
IN THE RIGHT DIRECTION.**

Unprecedented migration to high performance. Unparalleled quality. And a relentless dedication to customer satisfaction. It's all part of Motorola's exciting new Pathway to Performance.



The best way for you to stay a step ahead in the market today.

To receive more information concerning Motorola's Pathway to Performance, please complete and return this coupon to: EDN11/22/90

Motorola, Inc., P.O. Box 1466, Austin, Texas 78767

Name _____


Company _____

Title _____

Address _____

City _____

State _____ Zip _____ Phone _____



THE PATHWAY TO PERFORMANCE.



MOTOROLA

© 1990 Motorola, Inc.

All the features of HP BASIC, and more.

For less.



HTBasic	BASIC FEATURES:	HP BASIC
YES	IEEE-488 GPIB (HP-IB), RS-232 Instrument Control	YES
YES	Integrated Environment: Mouse, Editor, Debugger, Calculator	YES
YES	Supports 16 Megabytes of Memory (breaks DOS 640K barrier)	YES
YES	Engineering Math: Matrix Math, Complex Numbers	YES
YES	High Level Graphics: Screen, Plotter, Printer	YES
YES	Structured Programming with Independent Subprograms	YES
YES	Runs on Industry Standard Personal Computers	NO*
YES	Industry Standard Graphic Printer Support: Epson, IBM, lasers, etc.	NO
YES	Industry Standard Network Support: Novell, IBM, Microsoft, NFS, etc.	NO
YES	Industry Standard IEEE-488 Support: National Instruments, Iotech, etc.	NO
YES	Exchange data files with Industry Standard PC applications	NO*
YES	No-charge Telephone Technical Support	NO
YES	Instant on-line HELP system	NO

A Costly Situation. Every engineer needs the power and features of a "Rocky Mountain" BASIC workstation, but not everyone can have one. They simply cost too much. Fewer workstations, less productivity. **The Best Way.** TransEra HTBasic software provides the *only* way for serious technical computer users to turn their PC into a workstation without having to add costly hardware. Powerful workstations for everyone means greater productivity. **Extraordinary Versatility.** In addition, TransEra HTBasic works with the Industry Standard Personal Computer hardware, software, and networks. It even allows you to easily exchange data between your favorite DOS programs and the files you create in the BASIC workstation environment. All at a fraction of the cost of other solutions.

More compatibility. More versatility. More possibilities.
Less expense. Less hassle.

To find out more, call 1-801-224-6550.

TransEra
Engineering Excellence for 15 Years™

CIRCLE NO. 1

* Without the addition of a costly 68000 co-processor. © Copyright 1990 TransEra Corporation. All rights reserved. HP, HP BASIC, and HP-IB are registered trademarks of Hewlett-Packard Co.



X-WINDOW TERMINALS AND WORKSTATIONS

Either choice accesses the power of Unix



The X-Window system revitalized interest in Unix by providing a software platform for friendly looking graphical user interfaces and multitasking applications. However, the hardware you select will determine how efficiently you can work.

J D Mosley
Regional Editor

Your firm is in good company if it has decided to standardize on Unix using the X-Window Development System (X-Window), version 11 (X11). However, as an engineer, you may be short-changed if the company tries to saddle you with an X-Window terminal that robs you of computing power. X11 is a protocol for window operations between *client* applications and *server* programs that control I/O hardware such as a display, keyboard, and mouse.

The release of X11 is exciting news for engineers because it has accomplished the improbable: It allows you to use a piece of software to implement Unix-based graphical user interfaces (GUIs), rather than buying a new piece of hardware. GUIs transform Unix into an operating system that looks positively inviting by creating a Macintosh-looking screen, freeing the end user from cryptic software commands and uninformative system prompts.

So now we have a user-friendly, multitasking operating system creating the potential for engineering teams to simultaneously work on design projects via a computer network. Yet, this scenario feels like déjà vu as we run the risk of being thrown back to the days of timeshared centralized processing and "insufficient-bandwidth."


X-Window terminals look like workstations because they have GUIs and they let you access

workstation software. (See **Table 1** for a comparative list of X-Window terminals.) But they don't have a CPU and must rely on the network host for computation and I/O. This means that the host CPU must deal with every keystroke and mouse click for every terminal on the network. As a result, each terminal added to the network can significantly decrease your system's performance. Using an X-Window terminal to access your Unix network is a good approach if you don't need to perform CPU-intensive tasks for extended periods.

Another reason to use X-Window terminals is that they cost several thousand dollars less than workstations. So, theoretically, you can run workstation software without the expense of purchasing a workstation. The catch is that most software vendors expect you to pay a licensing fee for each terminal on your network. And, although you may initially save a few thousand dollars, you may wind up paying more in licensing fees, even if you have no intention of running particular applications across the entire network.



Available with either a dual or a single monitor, the Series 2000 workstations from Intergraph run a variety of engineering applications.



PRECISION TTL-CONTROLLED ATTENUATORS

up to 35dB
10 to 1000MHz
only **\$5995**

Now...precision TTL-controlled attenuators accurate over 10 to 1000MHz and -55 to $+100^{\circ}\text{C}$. Four models are available in the new TOAT-series, each with 3 discrete attenuators switchable to provide 7 discrete and accurate attenuation levels (see chart). Cascade all four models for up to 64.5dB control in 0.5dB steps. Custom values available on request. The 50-ohm TOAT-series performs with 6 μsec switching speed and can handle power levels up to 0dBm. Units are housed in a rugged hermetically-sealed TO-8 package to withstand the shock, vibration, and temperature stresses of MIL-STD-883. Connector versions are available. Take advantage of the \$59.95 (1-9 qty) price breakthrough to stimulate new applications as you implement present designs and plan future systems.



TOAT-R512 Accuracy (dB) (+/-dB)		TOAT-124 Accuracy (dB) (+/-dB)		TOAT-3610 Accuracy (dB) (+/-dB)		TOAT-51020 Accuracy (dB) (+/-dB)	
0.5	0.12	1.0	0.2	3.0	0.3	5.0	0.3
1.0	0.2	2.0	0.2	6.0	0.3	10.0	0.3
1.5	0.32	3.0	0.4	9.0	0.6	15.0	0.6
2.0	0.2	4.0	0.3	10.0	0.3	20.0	0.4
2.5	0.32	5.0	0.5	13.0	0.6	25.0	0.7
3.0	0.4	6.0	0.5	16.0	0.6	30.0	0.7
3.5	0.52	7.0	0.7	19.0	0.9	35.0	1.0

bold faced values are individual elements in the units

finding new ways...
setting higher standards

Mini-Circuits

WE ACCEPT AMERICAN EXPRESS

CIRCLE NO. 89


TECHNOLOGY UPDATE

X-Window

However, X-Window terminals can be indispensable if the application happens to be located on multiple machines from multiple vendors, as may happen with a project involving several departments or an engineering work group effort. Or, if your company has engineers who infrequently need to use a computer to do their jobs, it may be more economical to provide them with terminals rather than workstations. It's only when one application is running on one CPU for extended periods of time that workstations offer a clear advantage over terminals.

A workstation provides more power per individual than a terminal, and CAE tends to be MIPS hungry. So by turning to an X-Window-compatible workstation, you can contribute to the common good by localizing your number crunching and staying off the network until you're ready to share your results. (See **Table 2** for a comparative list of X-Window workstations.) In addition, running an application solely on your workstation shields you from performance problems that may occur on the network.

You must be careful to compare similarly configured options when looking at price. Many workstation manufacturers promote units that



These color X-Window terminals, part of the Tekxpress family from Tektronix, have a full suite of functions and can run an assortment of engineering programs.

sell for less than \$5000, but these machines frequently have monochrome CRTs and minimal memory. Decide beforehand whether you'll need a SCSI port for external data storage or serial ports for peripherals such as scanners, plotters, or printers. An Ethernet port should be standard equipment for any X-Window-compatible terminal or workstation.

You can purchase an X-Window terminal from Graphon starting at \$995 that will let you run X11 applications and tap into the CPU power of the network's Unix host. How-

ever, such terminals may have an unacceptably long response time if the host becomes inundated with server requests. And windowing terminals further load down the host with CPU-intensive, high-priority, interactive operations.

In addition, CAE drawings tend to be complex figures that you will probably want to display in color. So, expect to ante up at least a thousand dollars or more for a color CRT and increased memory. You can purchase terminals that are equipped to handle these complex drawings, such as Tekxpress from

Table 1—X-Window terminals

Manufacturer	Model	Base price	Display	System memory	I/O ports	Special features
Graphon Corp	Graphon 21	\$1995	21-in. 1280x1024-pixels, Mono	Uses host's memory	Ethernet, serial	Virtual memory; screen displays 2 full-size pages
IBM Corp	Xstation 120	\$2525	12-in. 640x480-pixels, Mono	512k bytes (expandable to 8.5M)	Ethernet, serial, parallel	Can run simultaneously in a Token-Ring and an Ethernet LAN
Motorola Inc	Network Display Station	\$2495	16-in. 1024x1024-pixels, Mono	2.5M bytes	Ethernet, serial	White phosphor CRT displays 105 dpi; 68000 μ P
NCR Corp	XL X-Station	\$3500	15-in. 1024x800-pixels, Mono	4M bytes	Ethernet, serial	Menu-driven set-up and configuration
Network Computing Devices	NCD19b	\$2295	19-in. 1024x800-pixels, Mono	2M bytes (expandable to 5M)	Ethernet, serial	Runs as much as 3 times faster than DEC VT-1000 X-Window terminal
Tektronix Inc	Tekxpress	\$3995	14-in. 1152x900-pixels, Color	3M bytes (expandable to 13M)	Ethernet	Options include A-size tablet; has 3-year warranty

TECHNOLOGY UPDATE


X-Window

Tektronix. However, they are more expensive; Tekxpress terminals start at \$3495. In contrast, Series 2000 workstation from Intergraph provides 2-D and 3-D graphics from \$15,900.

Soup up your PC for X

If you already have an 80386- or 80486-based PC, you may want to consider integrating it into your company's X-Window network. Several software vendors offer graphical operating systems that permit your PC to access the X-Window System while preserving DOS functions.

Santa Cruz Operation sells Open Desktop, a \$995 package that provides an Open Software Foundation Motif GUI. The company's Unix System integrates V/386 with MS-DOS. Age Inc recommends plugging a TMS340-based graphics controller into your PC and using its \$595 program, Xoftware for Unix, to create an X11 workstation. Quarterdeck expects to release Desq-



Sixteen- or nineteen-in. high-resolution screens for Motorola X-Window workstations provide you with choices to fit your needs.

view/X—a similar product with a DOS extender—before the end of 1990, which should cost about \$250.

With the proliferation of 80386- and 80486-CPU PCs, it's becoming impossible to make practical distinctions between the processing power of workstations and PCs. For example, for \$7399 you can buy Dell Computer Corp's 425E, a 25-MHz bus-based PC with a 330M-byte hard-disk drive. Or for \$3999 you can buy a 25-MHz, ISA-bus, ME-486-ISA from Micro Express. The

Intel CPU on both machines provides a benchmark of about 20 MIPS.

However, you probably won't want to settle for a standard PC display because your CRT's resolution is critical in an X-Window environment. A monitor with less than a megapixel display will prove inadequate to the rigors of windowing. Off-the-shelf PCs offer no more than 640×480- or 1024×768-pixel VGA resolutions.

Because of the resource-consuming graphic and system manipulations necessary to run X-Window, an unmodified PC will spend more time dealing with the X-Window environment than running programs. To alleviate these display problems, you can use a graphics accelerator board to reduce the system demands on your PC's CPU.

Nth Graphics' accelerator board, X^{Nth} contains X-Window server software. As a result, you can switch between DOS and X-Window with a single keystroke. The

Table 2—X-Window workstations

Manufacturer	Model	Base price	CPU	Benchmarks	Display	System memory	I/O ports	Special features
Digital Equipment Corp	Decstation 5000 M200 CX	\$14,995	25-MHz MIPS R3000	24 MIPS	19-in. 1024×864-pixels, mono	8M bytes (expands to 120M)	Ethernet	Turbochannel expansion bus; X-Window graphics subsystem
Hewlett-Packard	HP Apollo 9000 VRX	\$15,000	33-MHz i860	66M floating-point operations/sec	19-in. 1280×1024-pixels, mono	8M bytes (expands to 64M)	Ethernet, SCSI, serial, parallel	Upgrade to 16 image planes and 270,000 3D vectors/sec
IBM Corp	RISC System/6000 Powerstation 320	\$12,995	20-MHz power architecture	27.5 MIPS; 7.4M floating-point operations/sec	19-in. 1280×1024-pixels, mono	8M bytes (expands to 128M)	Ethernet, SCSI	Includes 355M-byte and 1.44M-byte drives; 8 MCA expansion slots
Intel Corp	Microsystem 3000	\$11,495	25-MHz 80386	6 MIPS	19-in. 1660×1200-pixels, mono	8M bytes (expands to 40M)	Ethernet, SCSI, 2 serial, parallel	Includes 170M-byte drive, 80387 math coprocessor, 64k-byte cache
Intergraph Corp	Series 2000	\$15,900	C300 Clipper	12.5 MIPS	19-in. 1184×884-pixels, mono	16M-bytes (expands to 64M)	XNS & TCP/IP, SCSI, 3 serial, parallel	Includes 200M-byte hard disk drive and 1.44M-byte floppy-disk drive
Mars Microsystems	Mariner 4i	\$5995	25-MHz Sparc	16.8 MIPS	16-in. 1024×768-pixels, mono	8M bytes (expands to 96M)	Ethernet, 2 serial	Uses ISA bus; optional 80386 module lets you run DOS applications
Solbourne Computer Inc	S4000	\$8995	40-MHz Sparc	25.5 MIPS	19-in. 1152×900-pixels, mono	8M bytes (expands to 64M)	2 serial, 1 audio	Optional graphics accelerator adds hardware support for PEX
Sun Microsystems	Sparcstation SLC	\$4995	20-MHz Sparc	12.5 MIPS; 1.2M floating-point operations/sec	17-in. 1152×900-pixels, mono, 100 dpi	8M bytes (expands to 16M)	Ethernet, SCSI, 2 serial	No base unit; CPU components housed in display
Tektronix Inc	XD88/35	\$31,995	25-MHz 88100	21 MIPS; 2.5M floating-point operations/sec	16-in. 1280×1024-pixels, color	8M bytes (expands to 168M)	Ethernet, SCSI, 4 serial, parallel	Includes image processing and accelerated 3D graphics

AT&T.

Nobody makes more connections.

AT&T provides all your end-to-end transmission solutions with our full line of fiber optic, copper cable and connecting components.

If your regular route just isn't getting you there, make a right turn. AT&T has the connections you need.

Like data cable, composite fiber/copper cable and optical cable and fiber. Connecting components like ST® connectors and FDDI jumpers. 110 connecting blocks. Splicing and test equipment. Plus, tactical fiber assemblies for harsh environments.

Everything you need in copper and fiber optics for the transmission of voice, data, image and remote sensing. In both network and component solutions. For present and future needs.

But when you buy even just one AT&T component, you're getting more than just a "part."

You're getting over 100 years of AT&T cable and apparatus manufacturing and development experience. Plus the design expertise of AT&T Bell Laboratories.

So take the route you know will make all your connections. AT&T. Just give us a call at **1 800 344-0223, ext. 020.**

The components of success.

 **AT&T**
Network Systems

CIRCLE NO. 13

EDN November 22, 1990

TECHNOLOGY UPDATE

X-Window

board contains a 10-MIPS CPU and three custom graphics μ Ps. Modules are available for both IBM PC/AT and EISA buses. X^{Nth} is \$1995 with 1024 \times 768-pixel resolution or \$2995 for 1280 \times 1024 pixels.

Of course, you should carefully weigh the relative costs of your alternatives. Unless you currently own a PC that you can upgrade to an X-Window-compatible worksta-

tion, it would probably be more cost effective to purchase a fully configured workstation than to build your own on a PC chassis from commercially available components. This fact is especially true since so many vendors offer X-Window-compatible workstations with greater processing power than PCs provide.

Even chip-maker Intel has entered the workstation arena by of-

fering X-Window-compatible workstations for OEMs based on the company's 80386 and 80486 μ Ps. Rival IC manufacturer Motorola is also producing a series of RISC-based X-Window hosts under the name Multipersonal Computer. Prices range from \$23,985 for a configuration that accommodates three to six active terminals.

Whether you decide to go with

GUI wars make a mess of X-Window

Although the X-Window system provides a stable platform for applications using a graphical user interface (GUI), a battle is raging between proponents of two interfaces: Open Software Foundation's (OSF) Motif and Unix International's Open Look. The X-Window system is different from other windowing environments because it does not include a window manager. Accordingly, the window manager provided by the GUI you select will determine the appearance and behavior (or look-and-feel) of the applications you run and the way in which you interact with the operating system.

X/Open, an international consortium formed in 1984 to specify open-system requirements based on de facto industry standards, has declined to pledge its allegiance to either GUI—at least for the moment. Part of the organization's problem is that both Unix International and OSF are active members.

IBM, Digital Equipment Corp (DEC), Hewlett-Packard (HP) and several other vendors formed OSF in May 1988 as a neutral supplier of hardware-independent, open-system software technologies. OSF selected Aix (IBM's version of Unix) as the basis for an operating system called OSF/1, which uses a modular Unix kernel. OSF then defined the Motif interface, which behaves similarly to IBM's OS/2 Presentation Manager, but includes a 3-D look developed by HP and a tool kit of dialog boxes, scroll bars, and buttons (provided by DEC and HP). Even more notable, Motif-based software can run on non-Unix systems that have a compatible tool kit. Texas Instruments expects to announce an X-compatible workstation this year that uses the Motif GUI.

In contrast, Unix International has elected to

standardize a version of Unix that combines Berkeley Unix and AT&T's System V Unix, a move spearheaded by Sun and AT&T. Unix International operates as a membership-run industry trade association to plan and develop future versions of Unix. Sun developed the Open Look GUI, which Unix International endorsed in April 1988. When you purchase AT&T's Unix System version 4, you get Open Look for no additional charge. Open Look runs on more than 20 hardware platforms from vendors such as Sun, DEC, HP, and IBM.

Although both Open Look and Motif comply with X/Open guidelines and have comparable features, the two interfaces remain incompatible. Both GUIs include window managers, graphical tool kits, and file managers. Because the internal functions of these GUIs are quite similar, technical differences arise mainly in the look-and-feel of the two interfaces.

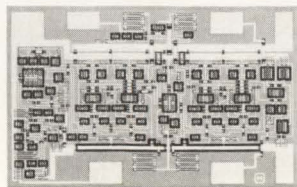
As a result, there are only a few off-the-shelf software applications for both interfaces. For example, in July, Graytech Software proclaimed that its \$2950 CAD X11 software was the first available workstation-independent CAD program running under X-Window. Just as in the early days of PCs, the most prudent way to select a GUI is to find an application program you like and then adopt the interface recommended by the vendor. However, X-Window philosophy dictates that client applications should not depend upon the presence of any particular window manager. So as the number of available applications grow, expect your choice of GUIs to be more a matter of personal preference than technical necessity.

NOW PUT A LITTLE AVANTEK MAGIC IN YOUR SYSTEM

**Avantek MagIC™
High Speed ICs
Enable Superior
System Designs**

magIC™

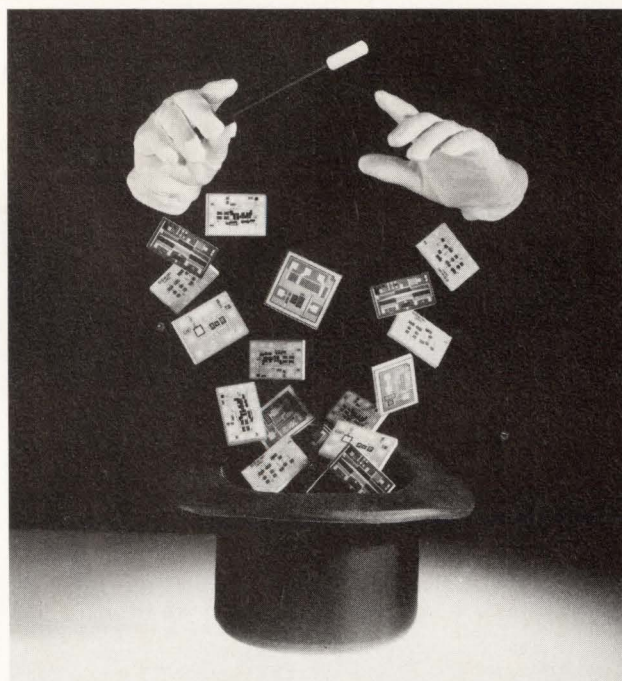
The new MagIC™ series of silicon bipolar MSI integrated circuits offer the best performance available from silicon ICs yet. The broadband, high frequency performance of these high-speed silicon ICs make them cost-effective alternatives to more expensive GaAs ICs. Avantek MagIC silicon ICs are manufactured with Avantek's proprietary 10-15 GHz F_t , 25 GHz F_{max} Isosat™ process for unsurpassed integration and performance at microwave frequencies. Avantek's MagIC series ICs presently consists of four product families: low noise amplifiers, active mixers, variable gain control amplifiers, and prescalers. These low-cost, high-speed silicon ICs are Avantek's magic solutions to your RF, microwave and light-wave system performance and cost problems.



High Performance, High Speed, Low Cost...

The INA-series of two-stage low-noise amplifiers presently consists of three models, offering:

- 3 dB bandwidths to 2.8 GHz



- Gains as high as 32 dB
- Noise figures as low as 1.7 dB
- Prices as low as \$22.00 each* in hermetic 70 mil surface mount package

The IAM-series of active mixer/amplifiers presently consists of two models, offering:

- RF and LO frequency range of .05 to 5.0 GHz
- Conversion gain as high as 15 dB
- LO power as low as -10 dBm
- Prices as low as \$16.00 each* in hermetic 180 mil surface mount package

The IVA-series of variable gain control amplifiers presently consists of two models, offering:


- 3 dB bandwidths to 3.0 GHz
- 30 dB gain control range

- Gains as high as 26 dB
- Prices as low as \$28.50 each* in hermetic 180 mil surface mount package

The IFD-series low phase noise static prescalers offer:

- Divide-by-4 to 5 GHz
- Low 125 mW Power Consumption
- Prices as low as \$18.50 each* in hermetic 100 mil surface mount package

*Price for 1000 piece quantities



MagIC™ ICs Are Available in Quantity for Volume Applications

Avantek presently produces more than 1,000,000 MMICs per month. So you can be assured the MagIC high speed ICs you need will be available to support your volume production programs. And, all MagIC silicon ICs are in stock at your local Avantek distributor.

For additional information, or the name and address of your local distributor, contact the regional sales office nearest you.

Regional Sales Offices

North America

Eastern: (301) 381-2600

Central: (312) 358-8963

Western: (805) 373-3870

European: (44) 276-685753



Magic Solutions in Silicon



TECHNOLOGY UPDATE

X-Window

terminals or workstations, the X-Window system is going to make Unix more usable. You will be able to access the power of Unix, without needing to learn all of the difficult commands that make many people run away in frustration. So with that issue resolved, you need only decide whether you want the optional autonomy of doing your own work without being affected by

the network, or whether you can handle being a slave to the host computer. **EDN**

Acknowledgment

Special thanks to Glenn Seiler and Michael Joplin of Texas Instruments and Dr Georges Grinstein, director of the Graphics Research Lab and Institute for Visualization & Perception Research at the University of Lowell (Lowell, MA).

References

1. Winston, Peter, "Xhibition 90 Tutorial Notes," Integrated Computer Solutions, Cambridge, MA, 1990.
2. Wright, Maury, "Graphics environments," *EDN*, October 26, 1989, pg 152.

Article Interest Quotient (Circle One)

High 515 Medium 516 Low 517

For more information . . .

For more information on the X-Window hardware and software discussed in this article, circle the appropriate numbers on the Information Retrieval Service card or use EDN's Express Request service. When you contact any of the following manufacturers directly, please let them know you read about their products in EDN.

Age Inc
8765 Aero Dr
Suite 226
San Diego, CA 92123
(619) 565-7373
FAX (619) 565-7460
Circle No. 650

Dell Computer Corp
9505 Arboretum Blvd
Austin, TX 78759
(800) 426-5150;
in TX, (512) 338-4400
FAX (512) 338-8700
Circle No. 651

Digital Equipment Corp
146 Main St
Maynard, MA 01754
(508) 493-5111
Circle No. 652

Graphon Corp
1980 Concourse Dr
Dept 100
San Jose, CA 95131
(800) 472-7466;
in CA, (408) 435-8400
Circle No. 653

Graytech Software Inc
2172 Menomini
Wheaton, IL 60187
(708) 682-4030
FAX (708) 682-0047
Circle No. 654

Hewlett-Packard Co
19310 Pruneridge Ave
Cupertino, CA 95014
(800) 752-0900
Circle No. 655

IBM Corp
1133 Westchester Ave
White Plains, NY 10604
Call local sales office
Circle No. 656

Intel Corp
5200 NE Elam Young Parkway
Hillsboro, OR 97124
(800) 548-4725;
in CA, (503) 681-8080
Circle No. 657

Intergraph Corp
1 Madison Industrial Park
Huntsville, AL 35807
(205) 730-2000
FAX (205) 730-2461
Circle No. 658

Mars Microsystems
Box 1080
Mars, PA 16046
(412) 934-1040
Circle No. 659

Micro Express
1801 Carnegie Ave
Santa Ana, CA 92705
(714) 852-1400
FAX (714) 852-1225
Circle No. 660

Motorola Inc
Computer Systems Div
Cupertino, CA 95014
(800) 556-1234;
in CA, (800) 441-2345
Circle No. 661

NCR Corp
3325 Platt Springs Rd
West Columbia, SC 29169
(800) 225-5627
Circle No. 662

Network Computing Devices Inc
350 N Bernardo Ave
Mountain View, CA 94043
(415) 694-0650
FAX (415) 961-7711
Circle No. 663

Nth Graphics Ltd
1807 W Braker Lane
Suite S
Austin, TX 78758
(800) 624-7552;
in TX, (512) 832-1944
FAX (512) 832-5954
Circle No. 664

Quarterdeck Office Systems
150 Pico Blvd
Santa Monica, CA 90405
(213) 392-9851
FAX (213) 399-3802
Circle No. 665

Santa Cruz Operation
Box 1900
Santa Cruz, CA 95061
(408) 425-7222
FAX (408) 458-4227
Circle No. 666


Solbourne Computer Inc
1900 Pike Rd
Longmont, CO 80501
(303) 772-3400
Circle No. 667

Sun Microsystems Inc
2550 Garcia Ave
Mountain View, CA 94043
(415) 960-1300
FAX (415) 969-9131
Circle No. 668

Tektronix Inc
Box 14689
Portland, OR 97215
(800) 225-5434
Circle No. 669

Texas Instruments
Box 655012, M S 57
Dallas, TX 75265
(800) 336-5236
Circle No. 670

Introducing an all-Tek communications test system featuring bit error rate testing and waveshape analysis. FDDI and SONET test capability. Margin and mask testing. Plus direct jitter, noise and eye diagram measurements like you've never seen before.





See what's behind the big talk!

Call 1-800-426-2200 ext. 300 to qualify for our free videotape introduction to Tek's breakthrough CSA family.

Tektronix
COMMITTED TO EXCELLENCE

CIRCLE NO. 132



Celebrating The New Profile

Introducing the FlatPAC™ ... Vicor's Family of User Definable, Multiple Output, Switching Power Supplies

Until now, your power system decision meant choosing between costly and unpredictable custom development, or bulky and inflexible catalog supplies...or you had to design and manufacture it yourself. Taking the next step in the power-component revolution, Vicor introduces FlatPAC, the user-definable, "off-the-shelf" alternative to customs that's economical from single units to OEM quantities...and which fits in a fraction of the space required by conventional off-line supplies!

The Off-The-Shelf Alternative

FlatPAC's unique modular design allows Vicor to provide next day delivery on over 10,000 different FlatPAC configurations. You define your power requirements... Vicor does the rest - while eliminating the non-recurring costs, unpredictable lead times, risk, inflexibility, and reliability uncer-


tainties associated with conventional solutions. No other power product offers FlatPAC's combination of power density, economy, and "off-the-shelf" flexibility!

Power Cells


Sharing a distinctive, space saving flat package profile (1.37" high x 8.6" long), FlatPACs come in widths of 2.5", 4.9", and 7.4", and supply up to 200, 400, and 600 Watts of total output power...an unprecedented 7 Watts per cubic inch in an off-line switching power supply!

The three different packages provide one, two, or three user definable "Power Cells". Each Power Cell may be specified to be an independent, isolated output with a power rating of 50, 75, 100, 150, or 200 Watts, or cells may be combined to form higher power outputs...up to 600 Watts from a single output. Standard output voltages are 5, 12, 15, 24, and 48 Volts - and because all

FlatPAC outputs are field trimmable down to zero and up to 110% of nominal, a standard output can likely



FLATPAC



In Off-Line Switchers.

take care of even your most unusual voltage requirements. For special requirements, outputs as low as 2 Volts, and as high as 95 Volts can be provided.

And you don't give up features to get FlatPAC's advantages: besides being trimmable, all FlatPAC outputs have remote sensing and overvoltage and overcurrent protection. Individual FlatPAC outputs are totally isolated: there are no cross regulation issues; any output can be positive or negative; and output returns can float up to 500V, rms, apart. FlatPAC's run on either 110 or 220 Volt lines, meet "Class A" interference specs, have built in fusing, and conform to UL, CSA, and TUV safety agency requirements. Two and three cell units also provide two isolated, sequenced, logic outputs to indicate pending loss-of-line and pending loss-of-output for system housekeeping during power cycling or brownouts.

The key to FlatPAC's flexibility and power density is Vicor's VI-200 family of high density, high efficiency, UL, CSA, and TUV recognized, component level DC-DC converters. When you specify a FlatPAC, you benefit from the field reliability and predictability that's been established in an installed base approaching half a million units.

Join The Celebration Now

Call Vicor now to discuss your special needs... you'll be celebrating when you find how quickly Vicor can ship you the smallest, most efficient, most cost effective solution to your power system requirements... at prices as low as 85¢/Watt in OEM quantities.

To Receive A Complete Catalog, Including Information On Vicor Products, Applications And Accessories, Call Vicor Today At (508) 470-2900, 23 Frontage Road, Andover, MA 01810.




Component Solutions For Your Power System

SONY TAKE COMMITMENT TO

FAST CACHE.

Cache memory for Intel 80386.
Also standard SRAM line
down to 8K x 8 @ 20 ns,
16K x 4 @ 15 ns.



What you see here is a demonstration of Sony's intense commitment to your each and every SRAM need.

A commitment made even more impressive by the fact Sony's only been engineering and producing SRAMs for just over five years.

And when you consider we're pouring all our resources into SRAM technology—including a new production facility in Nagasaki, Japan—this demonstration merely hints at the Sony SRAM technology yet to come.

Ultra-high speed cache.

Via a unique 0.8-micron process, Sony covers your fast processor cache-memory needs two distinct ways.

First, there's our Model CXK7701J, designed specifically for the Intel 80386.

This application-specific memory (ASM) combines address

latch, memory and transceiver within one IC. Ready for user

configuration as either an 8k x 16-bit memory or as two 4k x 16-bit memories.


Second, consider our new ultra-high speed SRAM capabilities.

As you scan the chart above, keep in mind even higher speeds will be available soon.

ULTRA-HIGH SPEED CACHE SRAMS			
MODEL	CONFIG.	SPEED (ns)	PACKAGE
CXK7701J*	8K x 16	30/35/45/55	PLCC
CXK5863AP	8K x 8	20/25/35	DIP 300 mil
CXK5863AJ	8K x 8	20/25/35	SOJ 300 mil
CXK5466P	16K x 4	15/20	DIP 300 mil
CXK5466J	16K x 4	15/20	SOJ 300 mil
CXK5467P**	16K x 4	15/20	DIP 300 mil
CXK5467J**	16K x 4	15/20	SOJ 300 mil

*For Intel 80386. **0/E

SO IT'S SRAM THE EXTREMES.



MEGA MEMORY.

One-meg SRAM line includes
 128K x 8 @ 100/120/150 ns,
 128K x 8 @ 70/85 ns,
 128K x 8 @ 35/45/55 ns.

Ultra-high density.

Sony solves your board-space problems with three new 1-Mbit SRAMs.

Each is based on our 0.8-micron CMOS technology. Configured as 128K x 8 bits. And available in 32-pin DIP and surface-mount plastic packages.

And not only do Sony 1-Mbit SRAMs maximize board space, but process speeds as well.

Nowhere else will you find a greater choice: 100/120/150-ns, 70/85-ns and 35/45/55-ns speed figures.

HIGH-DENSITY SRAMS			
MODEL	CONFIG.	SPEED (ns)	PACKAGE
CXX581000P	128K x 8	100/120/150	DIP 600 mil
CXX581000M	128K x 8	100/120/150	SOP 525 mil
CXX581001P	128K x 8	70/85	DIP 600 mil
CXX581001M	128K x 8	70/85	SOP 525 mil
CXX581020SP	128K x 8	35/45/55	DIP 400 mil
CXX581020J	128K x 8	35/45/55	SOJ 400 mil

solutions, covering the entire performance spectrum.

All competitively priced, all shipping now.

Sony SRAMs cover the performance spectrum.

Sony offers well over one hundred SRAM

So call Sony with your most demanding SRAM spec.

We'll go to the extremes to deliver.

For complete details, call Sony at (714) 229-4190 today. Or write Sony Corporation of America, Component Products Company, 10833 Valley View Street, Cypress, California 90630, Attention: Semiconductor sales. FAX (714) 229-4285.

SONY®

Sony is a trademark of Sony Corporation. Intel is a trademark of Intel Corporation.

FILTERS



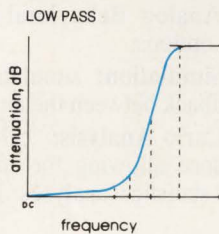
dc to 3GHz from \$1145

lowpass, highpass, bandpass, narrowband IF

- less than 1dB insertion loss • greater than 40dB stopband rejection
- 5-section, 30dB/octave rolloff • VSWR less than 1.7 (typ) • meets MIL-STD-202 tests
- rugged hermetically-sealed pin models • BNC, Type N; SMA available
- surface-mount • over 100 off-the-shelf models • immediate delivery

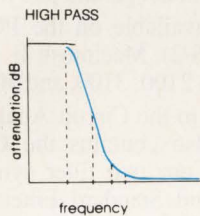
low pass dc to 1200MHz

MODEL NO.	PASSBAND, MHz (loss <1dB)		fco, MHz (loss 3db)	STOP BAND, MHz (loss >20dB) (loss >40dB)		VSWR		PRICE \$ Qty. (1-9)	
	Min.	Max.		Min.	Max.	pass-band typ.	stop-band typ.		
PLP-10.7	DC-11		14	19	24	200	1.7	18	11.45
PLP-21.4	DC-22		24.5	32	41	200	1.7	18	11.45
PLP-30	DC-32		35	47	61	200	1.7	18	11.45
PLP-50	DC-48		55	70	90	200	1.7	18	11.45
PLP-70	DC-60		67	90	117	300	1.7	18	11.45
PLP-100	DC-98		108	146	189	400	1.7	18	11.45
PLP-150	DC-140		155	210	300	600	1.7	18	11.45
PLP-200	DC-190		210	290	390	800	1.7	18	11.45
PLP-250	DC-225		250	320	400	1200	1.7	18	11.45
PLP-300	DC-270		297	410	550	1200	1.7	18	11.45
PLP-450	DC-400		440	580	750	1800	1.7	18	11.45
PLP-550	DC-520		570	750	920	2000	1.7	18	11.45
PLP-600	DC-580		640	840	1120	2000	1.7	18	11.45
PLP-750	DC-700		770	1000	1300	2000	1.7	18	11.45
PLP-800	DC-720		800	1080	1400	2000	1.7	18	11.45
PLP-850	DC-780		850	1100	1400	2000	1.7	18	11.45
PLP-1000	DC-900		990	1340	1750	2000	1.7	18	11.45
PLP-1200	DC-1000		1200	1620	2100	2500	1.7	18	11.45



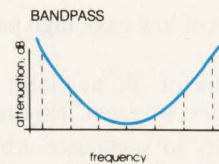
high pass dc to 2500MHz

MODEL NO.	PASSBAND, MHz (loss <1dB)		fco, MHz (loss 3db)	STOP BAND, MHz (loss >20dB) (loss >40dB)		VSWR		PRICE \$ Qty. (1-9)
	Min.	Max.		Min.	Max.	pass-band typ.	stop-band typ.	
PHP-50	41	200	37	26	20	1.5	17	14.95
PHP-100	90	400	82	55	40	1.5	17	14.95
PHP-150	133	600	120	95	70	1.8	17	14.95
PHP-175	160	800	140	105	70	1.5	17	14.95
PHP-200	185	800	164	116	90	1.6	17	14.95
PHP-250	225	1200	205	150	100	1.3	17	14.95
PHP-300	290	1200	245	190	145	1.7	17	14.95
PHP-400	395	1600	360	290	210	1.7	17	14.95
PHP-500	500	1600	454	365	280	1.9	17	14.95
PHP-600	600	1600	545	440	350	2.0	17	14.95
PHP-700	700	1800	640	520	400	1.6	17	14.95
PHP-800	780	2000	710	570	445	2.1	17	14.95
PHP-900	910	2100	820	660	520	1.8	17	14.95
PHP-1000	1000	2200	900	720	550	1.9	17	14.95



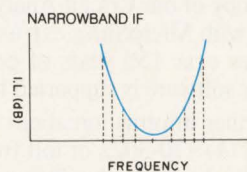
bandpass 20 to 70MHz

MODEL NO.	CENTER FREQ. MHz F0	PASS BAND, MHz (loss <1dB)		STOP BAND, MHz (loss > 10 dB) (loss > 20 dB)				VSWR 1.3:1 typ. total band MHz	PRICE \$ Qty. (1-9)
		Max. F1	Min. F2	Min. F3	Max. F4	Min. F5	Max. F6		
PIF-21.4	21.4	18	25	4.9	85	1.3	150	DC-220	14.95
PIF-30	30	25	35	7	120	1.9	210	DC-330	14.95
PIF-40	42	35	49	10	168	2.6	300	DC-400	14.95
PIF-50	50	41	58	11.5	200	3.1	350	DC-440	14.95
PIF-60	60	50	70	14	240	3.8	400	DC-500	14.95
PIF-70	70	58	82	16	280	4.4	490	DC-550	14.95



narrowband IF

MODEL NO.	CENTER FREQ. MHz F0	PASS BAND, MHz I.L. 1.5dB max. F1-F2	STOP BAND, MHz I.L. > 20dB		STOP BAND, MHz I.L. > 35dB		PASS-BAND VSWR Max.	PRICE \$ Qty. (1-9)
			F5	F6	F7	F8-F9		
PBP-10.7	10.7	9.5-11.5	7.5	15	0.6	50-1000	1.7	18.95
PBP-21.4	21.4	19.2-23.6	15.5	29	3.0	80-1000	1.7	18.95
PBP-30	30.0	27.0-33.0	22	40	3.2	99-1000	1.7	18.95
PBP-60	60.0	55.0-67.0	44	79	4.6	190-1000	1.7	18.95
PBP-70	70.0	63.0-77.0	51	94	6	193-1000	1.7	18.95



CIRCLE NO. 102

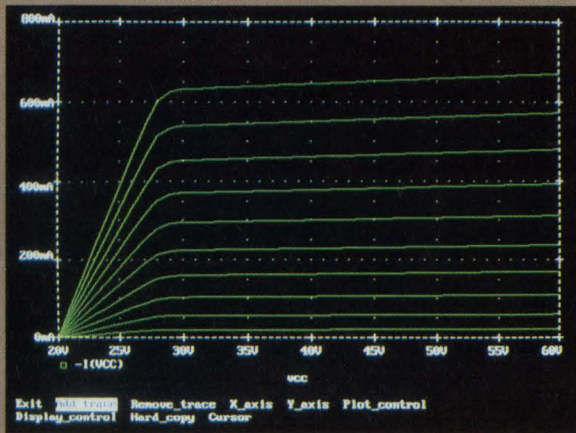
Mini-Circuits

P.O. BOX 350166, Brooklyn, New York 11235-0003 (718) 934-4500 FAX (718) 332-4661 TELEX 6852844 or 620156 WE ACCEPT AMERICAN EXPRESS

F132-2 REV. ORIG.



The Standard for Circuit Simulation



I-V curves of a triode vacuum tube

Analog Behavioral Modeling

The Analog Behavioral Modeling option for the PSpice Circuit Analysis package allows you to describe analog components, or entire circuit blocks, using a formula or look-up table. Linear blocks may be described using either a Laplace transform or a frequency response table. Once defined, you can use these blocks in all PSpice analyses, including DC, AC, and transient.

Modeling entire blocks of circuitry is a powerful aid in designing a system from the top down. You can describe a functional block by its behavior without worrying about how that function will be implemented. Later on in the design process, you can replace the block with the actual circuitry.

Another application is the modeling of electronic components which are not built into PSpice. The photo shows an example of simulating the DC characteristics of a 3/2-power-law device.

Since its introduction over six years ago, MicroSim's PSpice has sold more copies than all other SPICE-based programs combined. PSpice provides broad capabilities, accurate results, diverse options, and availability across a wide range of computer platforms. PSpice includes an extensive device library of 3,000+ analog parts and 1,300+ digital parts, at no extra charge.

Besides Analog Behavioral Modeling, PSpice provides the following options:

Digital Simulation: simulation of mixed analog/digital circuits with feedback between the analog and digital sections.

Monte Carlo Analysis: calculates the variations in a circuit's performance allowing for component tolerances. This option performs statistical analyses: Monte Carlo, Sensitivity, and Worst Case.

Probe: acts as a "software oscilloscope" to provide an interactive viewing and processing environment for simulation results (see photo).

Parts: is a parameter extraction program allowing the extraction of device model parameters from data sheet information.

PSpice is available on the PC (running DOS, Protected Mode DOS, or OS/2), Macintosh II, Sun 3, Sun 4, and SPARCstation, DECstation 2100, 3100, and 5000, and the VAX/VMS families.

In addition to the Circuit Analysis package, the PSpice family of products also contains the Circuit Synthesis package, which consists of our two filter synthesis products: Advanced Filter Designer and Standard Filter Designer. Filter Designer is an interactive design aid for synthesizing and analyzing active filters. Features include:

- Analysis of low pass, high pass, band pass, and band reject filter types.
- Synthesis of all available filter types using Butterworth, Chebyshev, Inverse Chebyshev, and Elliptic (Cauer) functions.
- Capability to synthesize arbitrary transfer functions and delay equalization filters (only available in Advanced Filter Designer).

Each copy of our Circuit Analysis and Circuit Synthesis programs comes with MicroSim's extensive product support. Our technical staff has over 150 years of combined experience in CAD/CAE, and our software is supported by the engineers who wrote it.

For further information about the PSpice family of products, call us at (714) 770-3022 or toll free at (800) 245-3022. Find out for yourself why PSpice has become the standard for circuit simulation.


20 Fairbanks • Irvine, CA 92718 USA • FAX (714) 455-0554

80386 in-circuit emulator downloads 250k bytes/sec via fiber-optic link

The price of the CodeStalker 386 in-circuit emulator (ICE) should raise eyebrows. At \$9995, this ICE costs only a third as much as some in-circuit emulators for Intel's 80386 μ P. This price includes support of real-time trace and 33-MHz operation of the target system. Although in a few areas the ICE's features have been scaled back to hold its price down, the instrument's capabilities meet the needs of the majority of designers who build systems around Intel's popular 32-bit processor. Unlike some low-cost debugging tools, the product is not an adjunct to an ICE—it is an ICE.

In one very important area, the ICE gives ground to no product: It downloads code from a host PC at a transfer rate of 250k bytes/sec. This speed results from a host-to-emulator fiber-optic link. Using the link, a host PC can fill the ICE's 448k-byte emulation memory in less than 2 sec. Moreover, the link's ohmic isolation eliminates the possibility of either the target or the emulator injecting noise into the other unit.

Using the optical link requires that you plug an interface card into the host PC's I/O bus. If you don't choose to do so, you can connect the ICE to a PC or an ASCII terminal via a 19.2k-bps RS-232C link. This link runs at the same speed as the host links of many other ICEs—less than 1% of the speed of the optical link. You don't use a terminal link for downloading, so, with a terminal, RS-232C's lower



A fiber-optic link makes waiting for downloads a thing of the past with the \$9995 CodeStalker 386 in-circuit emulator.

speed is not a handicap. Compared with traditional methods, the optical link speeds downloads by a factor of more than 100.

The unit's real-time trace capability is good, but not astounding. The trace buffer holds 4k 32-bit frames. For each of the four hardware breakpoints, you can specify a breakpoint address and cycle type. Although the hardware doesn't support complex breakpoints, the ICE does support an unlimited number of software breakpoints. Furthermore, the emulator offers a "background" mode of program operation. In this mode, the target system's DMA and interrupt routines remain active even when the ICE

has halted operation of the main program.

The ICE is housed in a small enclosure with the pod projecting from it on short ribbon cables. The 80386 emulation processor is mounted in a special socket on the pod. The socket has pins that project out the back of the pod board and plug into the target system's μ P socket. If your target presents data to the μ P's data lines at times other than when a valid address strobe exists, you can interpose a buffer board between the pod and the target. Then, instead of just plugging in the pod, you plug a 2-board sandwich into the target. The buffer board adds 6 nsec of delay. It is included in the price of the ICE, and the vendor ships one with each unit.

Also included is the vendor's source-level debugger, which is enhanced to work with the fiber-optic link. The debugger permits downloads at the link's full speed. It works with C compilers from Borland, Microsoft, Manx, Intel, and others. Production shipments of the ICE are scheduled to begin December 15, 1990.

—Dan Strassberg

Softaid Inc, 8930 Rte 108, Columbia, MD 21045. Phone (800) 433-8812; in MD, (301) 964-8455. FAX (301) 596-1852.

Circle No. 732

DSP boards for Macintosh II and SE CPUs target graphics and modeling applications

The MacDSP family of three boards for the Apple Macintosh IIx, IIcx, IIci, IIfx, and SE/30 computers targets computationally intensive applications such as DSP, array processing, and graphics. The boards interface to the systems through Nubus or the Macintosh PDS (Processor Direct Slot). They include a 5M-byte/sec DMA bus interface that enables programs and data to be transferred between the Macintosh and MacDSP local memory without interrupting MacDSP program execution.

The MacDSP boards include AT&T's 32-bit DSP32C, which features a peak performance of 32M flops. The boards include up to 4M bytes of zero-wait-state static RAM, and are available with up to eight A/D channels. In standard benchmarks, the products execute algorithms for a 1k real FFT in 1.66 msec, a 128-tap FIR filter in 8.56 μ sec, a 5×5 matrix multiply in 8.32 μ sec, and a 256×256 convolution (9×9 kernel) in 0.71 msec.

The first member of the family, known as MacDSPAP, targets memory-intensive array processing applications such as image processing, 3-D modeling, graphic animation, and Postscript acceleration. The board offers peak performance of 32M flops and includes 64k to 1M bytes of zero-wait-state SRAM. You can buy the board with either Nubus or PDS interfaces; it supports a total of six internal and external interrupts.

The next member, the MacDSPXI, suits cost-sensitive signal-processing applications. The board includes 16-bit A/D and D/A converters with sample rates of 128 kHz. The 24M-flops board also in-

cludes 64k to 1M bytes of zero-wait-state SRAM. You can also specify this board with Nubus or PDS interfaces, and it includes two 16M-bit/sec serial DMA ports.

The third member of the family, the MacDSPXKC, targets multi-channel signal- and image-processing applications such as speech recognition, robotics, and medical instrumentation. The board only fits in Macintosh II family computers and employs a modular architecture based on daughter cards. The board includes 64k bytes to 4M bytes of zero-wait-state SRAM and 1, 2, or 8 A/D channels with sample rates as high as 1 MHz. The product has a Nubus interface and two 16M-bit/sec serial DMA ports.

A C-language development system for the boards includes a compiler, assembler, simulator, and linker. The tools run under Apple's Macintosh Programmer's Workshop. You can also buy the company's Version 2.0 signal-analysis package for the board family. Based on the Macintosh interface, the software enables users to acquire data, operate on that data using a variety of signal-processing functions, and display the results in real time.

Release 2.0 enhancements include overlapped FFTs that boost time-bandwidth resolution, and continuous data processing that enhances signal detection and eliminates missing data samples. Release 2.0 can also send data that has been processed on board to a D/A converter for audio output; provides enhanced cursor measurement; and scrolls through captured data frame by frame or sample by sample.

With 1M bytes of memory, a 32M-

flop version of the MacDSPAP costs \$4995. A 24M-flop version of the MacDSPXI with 64k bytes of memory costs \$2895. And the 256k-byte 32M-flop version of the MacDSPXKC costs \$2895. All three boards are available immediately from stock. Upgrades to version 2.0 of the MacDSP software are free; for new users, the software costs \$495. The C-language development environment costs \$1500.

—Maury Wright

Spectral Innovations Inc, 4633 Old Ironsides Dr, Suite 450, Santa Clara, CA 95054. Phone (408) 727-1314. FAX (408) 727-1423.

Circle No. 737

WHAT'S COMING IN EDN

EDN Magazine's December 6, 1990, issue will begin the second part of our semiannual Product Showcase. The issue's staff-written features will cover ICs in laptops, video games, phones, and avionics; distributed power systems; active cooling devices; and DSP software and applications. The issue will also include reviews of ICs and semiconductors, power sources, hardware, and software.

EDN's December 20, 1990, issue will conclude the Showcase with coverage of CAE, components, test and measurement products, and computers and peripherals.



The *INTEGRATED* USC. More buffer management. More system efficiency. Less cost.

Zilog's integrated universal serial communication controller (Z16C31™) combines two 32-bit full duplex DMA channels with a powerful single-channel USC cell. And that means efficient bus access, sophisticated buffer management, higher throughput, a greatly reduced CPU workload, and considerably lower cost for complex data communications applications.

Fast, multi-protocol operation.

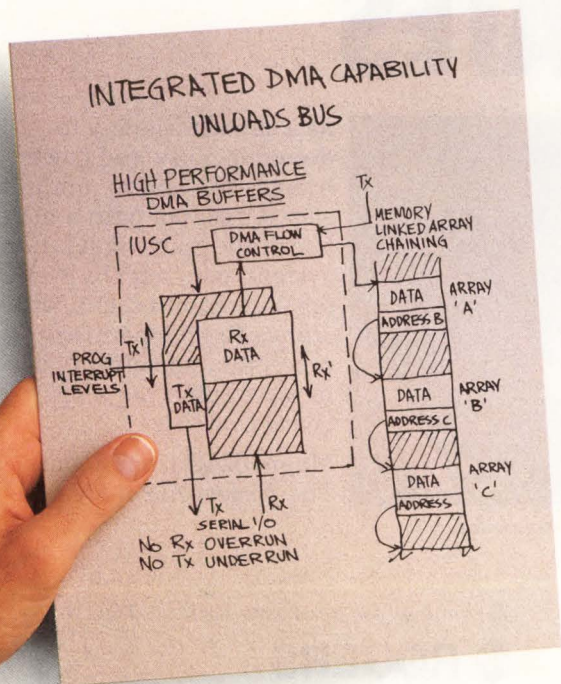
Zilog's USC cell gives you 10 Mbits/sec speed for multi-protocol operation. It also gives you 32-byte RX and TX FIFOs for improved latency and up to 32-byte block moves. There's a Time Slot Assigner for multiplexing in ISDN/TI applications, a flexible 16-bit bus interface — multiplexed or non-multiplexed — for easy CPU interconnect, and a daisy-chain interrupt structure for simpler interrupt handling. And, best of all, the USC can reduce the CPU workload as much as 60%.

Integrated buffer management.

The IUSC's two 32-bit DMA channels provide for 32-bit addresses and 16-bit data word transfers... and they allow full duplex operation at 10 Mbits/sec. The two simple DMA modes, normal and buffered, mean your design can be tailored to common buffer management schemes. The two chained DMA modes, array chained and link array chained, reduce CPU overhead in advanced buffer management schemes. The daisy-chain DMA priority structure makes it easy to design multiple IUSC systems.

Versatility and reliability.

The IUSC's flexible, multi-protocol design lets you adapt your system to a variety of networks as interconnect standards evolve. The IUSC supports ten protocols and eight data encoding formats, including asynchronous, bit and byte synchronous, HDLC, isochronous, Ethernet and MIL-STD 1553B. And it all comes to you off the shelf, backed by Zilog's proven quality and reliability. To find out more about the IUSC or any of Zilog's growing family of Superintegration™ products, contact your local Zilog sales office or your authorized distributor today. Zilog, Inc., 210 Hacienda Ave., Campbell, CA 95008, (408) 370-8000.



Right product. Right price. Right away.



ZILOG SALES OFFICES: CA (408) 370-8120, (714) 838-7800, (818) 707-2160, CO (303) 494-2905, FL (813) 585-2533, GA (404) 448-9370, IL (312) 517-8080, NH (603) 888-8590, MN (612) 831-7611, NJ (201) 382-5700, OH (216) 447-1480, PA (215) 653-0230, TX (214) 987-9987, WA (206) 523-3591, CANADA Toronto (416) 673-0634, UNITED KINGDOM Maidenhead (44) (628) 39200, W. GERMANY Munich (49) (89) 672045, JAPAN Tokyo (81) (3) 587-0528, HONG KONG Kowloon (852) (3) 723-8979, KOREA (82) (2) 552-5401, TAIWAN (886) (2) 741-3125, SINGAPORE 65-235 7155, DISTRIBUTORS: U.S. Anthem Electronics, Hall-Mark Electronics, JAN Devices, Inc., Schwebel Electronics, Vargas Electronics, Western Microtechnology, CANADA Future Electronics, SEMAD, LATIN AMERICA Argentina — Tel. (1) 46-2211, Brazil — Digibyte (011) 581-1945, Semiconductores Profesionales (5) 536-1312.

Wide-bandwidth linear optocoupler operates over a dc to 100-kHz range

The IL300 linear optocoupler suits power supply, medical sensor, audio signal interfacing, process control transducer, and telecommunication applications. The device employs internal compensation circuitry to achieve 0.01% servo linearity over an operating bandwidth of dc to 100 kHz. Gain-stability figures vs temperature and time equal 0.005%/°C and 0.05%/hour, respectively. In addition, the coupler features a peak withstand test voltage of 7500V ac for 1 sec and a common-mode rejection ratio of 100 dB.

The IL300 consists of an AlGaAs infrared LED and feedback and

output photodiodes configured in a bifurcated arrangement. The feedback photodiode captures a percentage of the LED's radiated flux and generates a control signal that is part of a servo loop; the loop controls the LED's drive current. This technique compensates for the LED's nonlinear time and temperature characteristics. The output PIN (positive-intrinsic-negative) photodiode produces a signal that is linearly related to the error-loop optical flux created by the LED. The feedback and output PIN photodiodes are matched to accurately track the output flux of the LED to ensure the time and temperature

stability of the input-output gain.

Total package dissipation for the optocoupler is 250 mW, and the operating range spans -55 to +100°C. The unit is housed in an 8-pin plastic DIP, which features a standard lead configuration. The coupler is also available in surface-mount designs; version IL300G features a lead-bend configuration conforming to VDE 0805/0806 specifications. \$2.10 (1000).—**Tom Ormond**

Siemens Components Inc, Optoelectronics Div, 19000 Homestead Rd, Cupertino, CA 95014. Phone (408) 257-7910. FAX (408) 725-3439.

Circle No. 733

ZIP MATES

Magna/PAC® power distribution capacitors are specifically designed to provide more capacitance per ZIP and to achieve higher board density. At the same time consolidating the voltage equalization and decoupling function.

Magna/PAC replaces conventional, individual 2 pin-decoupling capacitors, and is available in lengths up to 10 inches with pinouts to accommodate any ZIP arrangement. With a maximum capacitance of 3.0 µF per linear inch, Magna/PAC can be used



Board Courtesy of Symbolics, Inc.

as a capacitor array to decouple noisy and power hungry ICs and to minimize sag. It's coated with a dielectric grade epoxy insulation system, meeting UL 94-VO for flammability, and withstands the temperature extremes and solvents used in wave soldering and board cleaning.

Magna/PAC from Rogers. The perfect ZIP mates.

Technology for tomorrow built on TQC today.



Rogers Corporation
Circuit Components Division
2400 South Roosevelt Street
Tempe, AZ 85282
Tel: (602) 967-0624
Fax: (602) 967-9385

Also available through Mektron Europe, Ghent Belgium and Rogers Inoue Corp., Nagoya, Japan.
Magna/PAC is a registered trademark of Rogers Corporation.
Epoxy insulation meets UL94VO Rating.

TWO WAYS TO PUT AN ENTIRE MICROWAVE LAB ON YOUR DESK.



You don't need a forklift, a strong back, and a keen sense of balance to put an entire microwave lab on your desk.

All you need is CAE design software from EEsol.

Our tools realistically simulate just about every piece of equipment in the lab—right there in your very own office. From devices to circuits to subsystems.

You'll be able to create better products with more functions and higher yields. Explore new concepts. Work on projects that wouldn't even be pos-

sible if you relied solely on the lab.

And you'll do it fast. From idea to finished prototype in days or weeks instead of months or years.

EEsol's business is software. We've been the leader in microwave software tools since 1984 when our first product, Touchstone[®] freed you from mainframe, timeshared computing and let you design with a desktop workstation.

Today, our family of products, integrated through ACADEMY[™] into

one microwave design framework, reduces manufacturing costs, increases yields, and slashes adjustment, testing, and design time.

Call EEsol at 1-800-624-8999, ext. 155 or FAX us at 1-818-991-7109. We'll send you all the facts on our microwave CAE design tools.

That way the only things stacked up on your desk will be letters of praise from all of your customers.


The logo for EEsol, featuring the company name in a bold, stylized font with a small square icon to the right.



**Power
tool**

KEPCO ac-dc dc-dc SWITCHING POWER SUPPLIES


Field-proven in a broad spectrum of applications and certified by the world's safety agencies, here are versatile, rugged power tools for your design needs. Choose voltages up to 48V dc; power up to 1500W; ac or dc input. Features include active soft-start, remote voltage control, overvoltage protection, current limiting and built-in EMI filtering. The 600W and 1500W models provide for current-share paralleling. Kepco's switchers are also available in low-cost open frame and pc-card styles for OEM applications. Please request our catalog.



ac to dc power single output 50W, 100W, 175W, 300W, 1500W

- 3V-48V dc output
- jumper selectable inputs:
85-132 or 170-264V ac,
240-370V dc
- fully enclosed
- UL/CSA/TÜV
- Tested to MIL STD 810D
- FCC Class A EMI filtering


Kepco Group RAX Power Supplies



ac to dc power single output 600W

- 2V-48V dc output
- jumper selectable inputs:
85-132 or 170-264V ac, 240-370V dc
- fully enclosed
- UL/CSA
- Tested to MIL STD 810D


Kepco Group RBX Power Supplies



dc to dc power single output 30W, 60W, 150W

- 5V-48V dc output
- 24 and 48V input
(60V available on some models)
- fully enclosed
- UL/CSA
- MIL STD 461B EMI filtering
- Tested to MIL STD 810D

Kepco Group ERD Power Supplies



ac to dc power single output 30W, 60W, 120W, 240W

- 5V-24V dc output
- jumper selectable inputs:
85-132 or 170-264V ac, 240-370V dc
- P-C card, L-chassis, optional enclosure
- UL/CSA/TÜV
- FCC Class B EMI filtering

Kepco Group ERX Power Supplies

Power tools

For your free copy of Kepco's new 56-page catalog,
"Kepco Switching Power Supplies for the '90s" (#146-1692),
call/fax/write Dept. LWT-12, Kepco, Inc., 131-38 Sanford Avenue, Flushing, NY 11352 USA
Tel: (718) 461-7000 • Fax: (718) 767-1102 • Easylink (TWX): 710-582-2631



NETWORKING SOLUTIONS

FDDI, TOKEN-RING AND ETHERNET COMMUNICATIONS

The need to network has never been greater. Diverse processing platforms, distributed architectures, client-server, departmental and workgroup environments all contribute to increased demands on the network. System and network designers need a proven source of technology solutions for the wide range of networking and communication application problems they face. Interphase delivers those solutions.

FDDI, TOKEN-RING AND ETHERNET SOLUTIONS

Interphase has long led the industry in high-performance VMEbus peripheral controllers, and that same leadership is now evident in networking node controllers. Interphase has FDDI, Token-Ring and Ethernet solutions for virtually any VMEbus system application challenge.

PROVEN FDDI SPEED AND INTELLIGENCE

Interphase's FDDI 100 Mb/s offerings are a logical choice for the industry. The V/FDDI 3211 Falcon received *UnixWorld* magazine's Product of the Year designation and was the industry's first 6U VMEbus FDDI solution. Interphase's newest FDDI product is the V/FDDI 4211 Peregrine, a RISC-based high-performance node controller capable of link level operation or on-board protocol processing. The Peregrine provides single or dual attach configurations, with SMT (Station Management Software) running on-board, all in one 6U VME slot.

TOKEN-RING RESULTS

The V/Token-Ring 4212 Owl is an ultrafast Token-Ring node controller based on the partitioned architecture of Interphase's proven Eagle class of controllers. The Owl facilitates connectivity of UNIX® systems, workstations, supercomputers or any other VMEbus system into an IBM® environment using IEEE 802.5 Token-Ring. This multiple processor design provides an elegant queued interface to the system supporting IEEE 802.2 LLC, and a flexible 4 or 16 Mbit interface to the Token-Ring network.

ETHERNET CHOICES

Interphase also offers two Ethernet design options. The V/Ethernet 4207 Eagle 32-bit protocol platform is the high-performance standard for the industry, and offers on-board TCP/IP support. The V/Ethernet 3207 Hawk is designed specifically for cost-sensitive VMEbus applications.

GET YOUR NET WORKING NOW

No matter what your networking need - FDDI, Token-Ring or Ethernet - Interphase is ready to provide the solution. For more information call today:

(214) 919-9000



INTERPHASE
CORPORATION

OPEN SYSTEMS CONTROLLERS™


Disk • Tape • Networking

13800 Senlac • Dallas, Texas 75234 • (214) 919-9000 • FAX: (214) 919-9200 • NASDAQ-NMS:INPH


Interphase International
Astral House, Granville Way • Bicester, Oxon OX6 0JT • (01144) 869-321222 • FAX: (01144) 869-247720

© 1990 Interphase Corporation. Interphase is a registered trademark of Interphase Corporation. Open Systems Controllers is a trademark of Interphase Corporation. Specifications subject to change without notice. UNIX is a registered trademark of AT&T in the United States and other countries. IBM is a registered trademark of International Business Machines.


CIRCLE NO. 147



V/FDDI 4211 Peregrine
V/FDDI 3211 Falcon




V/Token-Ring 4212 Owl



V/Ethernet 4207 Eagle
V/Ethernet 3207 Hawk

JITTER

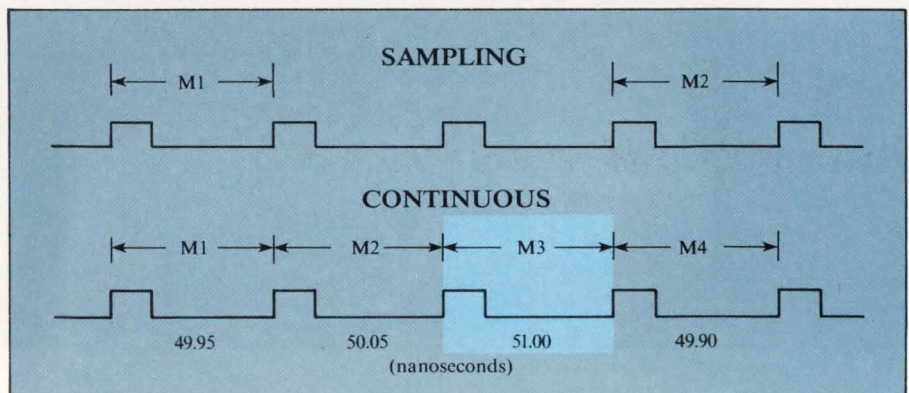
Is it limiting your system performance?



Trying to analyze the adverse effect of jitter and isolate the failure using Random Sampling has been a problem. International Test Instruments (ITI) offers you the solution — Continuous Time Ordered Measurements using the Digital Timing Analyzer (DTA).

The DTA measures and stores up to 524,000 continuous intervals at data rates up to 20 MHz*. It can store these individual measurement values in the order they occurred at resolutions as fine as 50 ps. Interval deviations exceeding the accepted boundaries can be isolated and the events surrounding the interval can be easily analyzed.

Find out how the DTA and



its application software** can help you pinpoint the problem area, determine the proper compensation and reduce the jitter that limits your system performance. For a no-obligation demonstration or to receive more information, call:

INTERNATIONAL TEST INSTRUMENTS, INC.




15550-B ROCKFIELD,
SUITE 100,
IRVINE, CALIFORNIA 92718.
1-800-2525-ITI
FAX: (714) 770-5706

It's About Time.

*Up to 100 MHz with intelligent triggering

**AT DOS-based system including FDD for data/software management



Other 16-bit microprocessors consume power like there's no tomorrow




In fact, the 80C186EB provides the lowest power consumption of any 16-bit integrated microprocessor.

Intel achieved this feat in three ways. First, the 80C186EB is designed to run on as little as 3 volts. Next, its power management capabilities allow the processor and peripherals to be placed in various degrees

of power-down. And finally, its fully static design can vary operating frequency from 0 to 16 MHz to efficiently meet specific power consumption and speed requirements.

Simply put, the 80C186EB uses only the current needed—and not a microamp more.

All this translates into longer operating time under battery power for portable



The 80C186 consumes it like there's no power tomorrow.

applications. So some applications that could never be portable before, can be portable now.

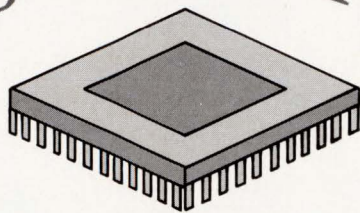
And the 80C186 Family doesn't stop with the 80C186EB. Its new modular design allows for quick product proliferations to suit your application-specific needs.

So call Intel at (800) 548-4725. Ask for Literature Packet #LA59, and we'll send you the

80C186 "Solutions for Success" materials with information on the entire 80C186 Family and development tools. Do it today. Your applications will consume less power tomorrow.

intel[®]

EDN's 17th Annual



Microprocessor DIRECTORY

Benchmarks don't have to be confusing and deceptive. Application code that bears a resemblance to your software, consistently applied across a range of similarly configured microprocessor-based systems, can be useful in selecting your hardware.

Michael C Markowitz, *Associate Editor*

Most microprocessor vendors use benchmarks as a drunken man uses lampposts—for support rather than illumination.

—Adapted from Andrew Lang, *Scottish author*

There are three kinds of lies: lies, damned lies, and benchmarks.

—Adapted from Benjamin Disraeli,
British statesman

Benchmarks can help you pick from among a multitude of microprocessors and microcontrollers. Unfortunately, to simplify choosing a μ P, benchmarks have become a single-number figure of merit for both vendors and designers. This number is—at best—confusing and—at worst—deceiving.

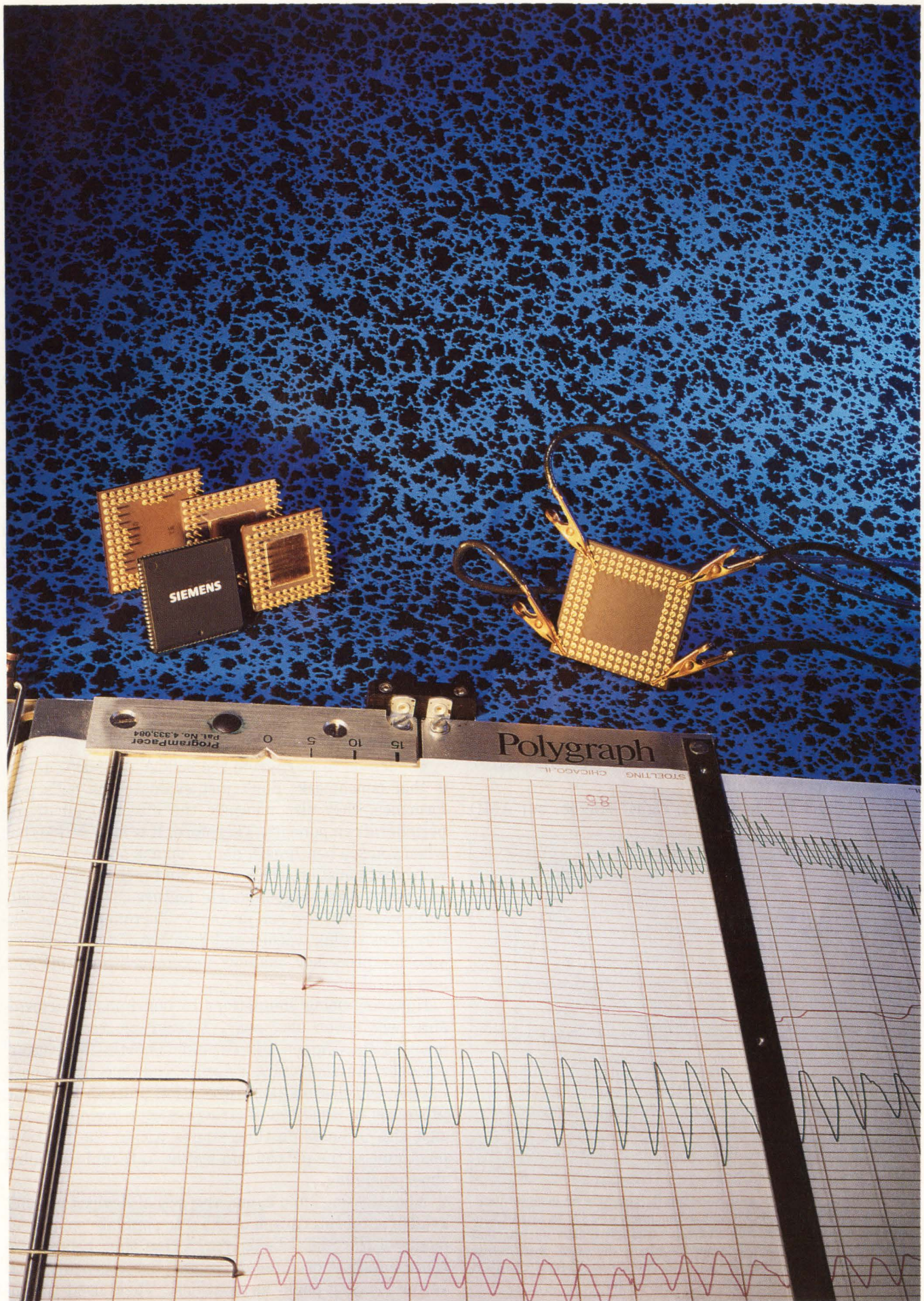
The Systems Performance Evaluation Cooperative (SPEC), a consortium of computer and workstation vendors, was established to develop a suite of consistent and well-defined benchmarks. SPEC has recommended that you not use a single-number figure of merit because it can't provide enough information. Despite SPEC's urgings, users, vendors, and the press have endeavored to make SPEC's 10-benchmark suite more palatable by simplifying the benchmarks into a single figure of merit. In recognition of our tendencies toward simplification, SPEC provided the Specmark


(calculated as the geometric mean of the individual benchmark tests) to ensure that the "proper" single number be used—or misused.

Consider the vaunted IBM RS/6000 workstation, powered by IBM's America superscalar microprocessor. (Because IBM isn't making this microprocessor available at the chip level, we've excluded it from our directory.) This μ P fetches four instructions at a time from its cache. Under certain circumstances, the processor can dispatch all four instructions in one cycle.

At the workstation roll-out, IBM proudly pointed to a workstation Specmark almost double that of other RISC-processor-powered workstations. Closer inspection of the individual SPEC benchmarks that constitute the Specmark reveals that the IBM workstation's performance is most impressive in two of the floating-point

Although benchmarks can provide useful information, they don't always tell the whole truth. (Photo courtesy Siemens Components Inc)





Remember that what you want from a benchmark and what the vendor wants from a benchmark are not the same.

performance tests. Integer performance, though, is comparable to other RISC workstation benchmarks (Fig 1). IBM uses a floating-point multiply/accumulate instruction to enhance the execution of many floating-point applications.

Supplementing a microprocessor's instruction set with a special-purpose instruction isn't necessarily bad. If the code you are trying to run uses that particular instruction, you'll get higher performance. On the other hand, if you blindly accept a vendor's performance claims, you may end up selecting a processor optimized for operations you'll never use.

Benchmarks can confuse or illuminate

Getting vendors to provide you with multiple benchmark results only eliminates part of the confusion. When Intel announced its 80960CA superscalar, it compared the μ P against its own 80960KA, Motorola's 68030, and AMD's 29000 using a suite of nine integer benchmarks (Dhrystone 1.1, Buffer Copy, Annealing, Pi, Quicksort, Bubblesort, Integer Matrix Multiply, CCITT Image Compression, and a Bezier Curve calculation).

Intel reported all results normalized to the 68030. The benchmarks showed the 960CA to be from 2 to 10.8 times faster than the 68030. The geometric mean of all nine benchmark programs indicated the 960CA was 3.9 times faster than the 68030. The 29000 results ranged from 0.4 to 1.7 times faster than the 68030, with a geometric mean of 1.0.

A knockout by the 960CA, right? Maybe, but AMD

said the 29000 had both hands tied behind its back. AMD claimed the benchmark was rigged by Intel's choice of the STEB Standalone Evaluation Board. AMD said the board is a low-performance design that supports neither burst-memory accesses nor simultaneous access to instructions and data. Worse, AMD charged that, although Intel replaced the board's 120-nsec memory with the same 35-nsec chips they used in evaluating the 960KA, Intel did not reprogram the board's wait-state switches to take advantage of the 29000 board's faster memory.

In response to what they saw as improper benchmarking, AMD requested copies of the individual programs from Intel. AMD then recompiled the code using the current release of its HighC29K C compiler at full optimization. (Intel's report did not say which compiler version it used.) Then the company reran the code on the STEB board, as well as on three high-performance YARC Systems' 29000-based boards. One of the YARC boards ran at 33 MHz and had a data memory of 512k bits of 2-way interleaved 35-nsec static RAM. AMD's testing showed the 33-MHz, 29000-based YARC board was somewhat faster than the 960CA on most of the benchmarks—even though you can't buy a 33-MHz 29000.

Benchmarks measure the whole system

The lesson to learn from the 960CA vs 29000 contest is that benchmarks don't just evaluate the μ P's performance, they also measure the effect of all of the peripheral components. Therefore, it is imperative that when you see benchmark data, you ask about the hardware configuration, clock rates, and memory speeds—and make sure programmable features, such as wait-state switches, are set properly. Fortunately, as feature sizes shrink, caches and data RAM are migrating onto the processor, making specsmanship of this sort less prevalent.

However, using simulations to benchmark performance will never disappear. Intergraph recently announced its Clipper C4 μ P and "Fourth-Generation" compiler. As a superscalar design, the C4 contains both integer and floating-point execution units to allow the processor to issue two instructions per cycle. The design also includes pipeline stages within the floating-point unit so the μ P can run faster—a technique called superpipelining.

When testing time came, the actual devices weren't available. So Intergraph decided to simulate small segments of the SPEC benchmarks that they believe are representative of integer, scalar floating-point, and vector floating-point applications. They used 23 in-

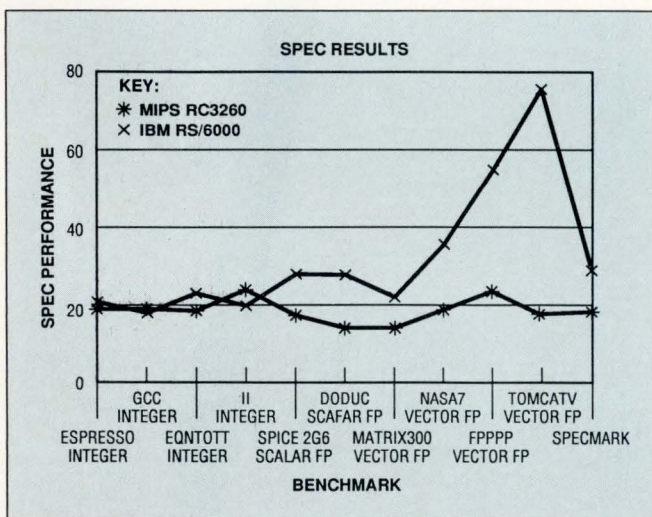


Fig 1—If you look only at the Specmark, you may be disappointed. Whereas IBM's RS6000/530 has a Specmark of 28.9 vs Mips Computers' RC3260's 18.3, this reorganized graph makes it clear that vector-floating-point applications is where the IBM workstation shines. Integer performance—such as you'd see running Unix—is comparable between the IBM and Mips machines.

structions from the Espresso routine for the integer benchmark. The scalar floating-point benchmark was composed of 21 instructions from the Spice program. To measure vector floating-point performance, they used 34 instructions from the inner loop of the Linpack benchmark.

Running on the C4 software model at 50 MHz, these snippets of simulated code allow Intergraph to claim a peak performance of 94 MIPS and 33.3M floating-point operations per second (flops) by executing 1.88 Linpack-inner-loop instructions per clock. Better still, the company uses these results to compare performance to two other theoretical machines: a pure super-pipelined and a pure superscalar machine. To achieve 94 MIPS and 33.3M flops performance, a "pure super-pipelined machine" that executes 1 instruction per cycle would have to run at 94 MHz. Alternatively, a "pure superscalar machine" running at 25 MHz would have to execute 3.7 Linpack-inner-loop instructions per clock. While all this sounds pretty impressive, you must remember whence these numbers originate.

The C4 example demonstrates that small benchmarks are even easier to manipulate than large ones. Dhrystone is a small standard benchmark that has been abused almost to the point of being meaningless. Rumors abound about compilers that sense Dhrystone source code and output canned, hand-optimized executable programs. Since the Dhrystone benchmark is small, it also fits neatly into a 16k-byte cache, eliminating time-consuming cache misses. And, the Dhrystone benchmark spends 30 to 35% of its run time doing string copies and string compares, often ignoring the results. Therefore, compilers that sense when computation results aren't subsequently used can skip instructions and grossly skew benchmarks.

Software improves hardware performance

Tuning optimizing compilers is fair game. If a vendor finds execution bottlenecks and adjusts his compilers, obviously the benchmark code will execute faster. These optimization decisions may be at the expense of typical code, however. For example, vendors can rewrite run-time libraries with the Dhrystone character-string manipulation in mind. Then, they adjust the optimizing-routine selection instructions to favor benchmarking code.

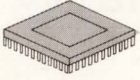
SPEC's 10 benchmarks come close to being a "good" set. But even these benchmarks, developed by representatives from many system and workstation vendors, are imperfect. First, they are system benchmarks. Any extrapolation to any one component—microprocessor included—is dangerous.

Second, the SPEC benchmarks were selected and written to eliminate caching the program in fast memory. These benchmarks were larger than 32k bytes because, at the time they were selected, system caches were smaller than 32k bytes. Today, there are systems with 512k-byte caches. If your programs are larger than 512k bytes, the SPEC benchmark results may not represent the performance you are likely to see with your code.

Third, because the SPEC benchmarks only measure CPU and memory performance, they ignore I/O, graphics, and multitasking. Some embedded applications have little use for these features, but other applications might be I/O- or graphics-bound—and the wrong time to find out is after you've committed your design.

Fourth, SPEC wanted to provide a portable and

Index to μ P and μ C chips in EDN's seventeenth annual directory			
Application areas	Page	μ P/ μ C	
8 bit	97	COP800	
	98	PIC 165X family	
	99	8048 family	
	100	8051/8052 family	
	107	TMS370 family	
	108	6804/6805	
	111	6801/6301/68HC11	
	112	6500/1, 65C124, 65C265, 50740, 37700	
	115	Z8, Super8	
	116	7000 family	
	119	8085AH/80C85	
	120	Z80	
	123	Z180/HD64180	
	124	6800/6802, 6809/6309	
	127	650X/65C0X	
	128	8086/8088	
	130	Z280	
	16 bit	132	H8 family
		134	78K series
136		65C816/65C802	
138		80186/80188	
142		80286	
147		MCS-96 family	
148		HPC16000 family	
151		80C166	
152		RTX 2000	
32 bit		155	Transputer family
	156	Z8000, Z16C00	
	161	1750A	
	162	340X0 graphics μ P family	
	165	68000 family	
	166	1Series 32000	
	169	VL 86C0X0 Arm	
	170	80386	
	173	80486	
	174	Clipper	
	179	Hyperstone	
	180	SPARC family	
	183	R2000/R3000 family	
	184	29000 family	
	187	88000	
	188	80960	
	190	i860	



If possible, get the vendors to benchmark all or part of your application code.

freely distributable set of benchmarks to the market quickly. There was fast agreement among the members that a Spice simulation offered a useful, universal measure of scalar floating-point performance. However, ac-

ording to John Mashey, Vice President of Systems Technology at Mips Computer Systems and SPEC committee member, the Spice input deck included in the benchmark suite was supplied by Hewlett-Packard and

Manufacturers of μ Ps and μ Cs

For more information on microprocessors and microcontrollers such as those described in this article, circle the appropriate numbers on the Information Retrieval Service card or use EDN's Express Request service. When you contact any of the following manufacturers directly, please let them know you saw their products in EDN.

Advanced Micro Devices
901 Thomson Pl
Sunnyvale, CA 94086
(800) 421-0019
Circle No. 406

Allied-Signal Aerospace Co
Microelectronics Center
9140 Old Annapolis Rd
Columbia, MD 21045
(301) 964-4000
FAX (301) 992-5813
Circle No. 407

Analog Devices Inc
1 Technology Way
Norwood, MA 02062
(617) 329-4700
FAX (617) 326-8703
Circle No. 408

Bipolar Integrated Technology
1050 NW Compton Dr
Beaverton, OR 97006
(503) 629-5490
FAX (503) 690-1498
Circle No. 409

C-Cube Microsystems
399-A Trimble Rd
San Jose, CA 95134
(408) 944-6300
FAX (408) 944-6314
Circle No. 410

California Micro Devices
2000 W 14th St
Tempe, AZ 85281
(602) 921-6521
FAX (602) 921-6298
Circle No. 411

Cypress Semiconductor
3901 N First St
San Jose, CA 95134
(408) 943-2902
FAX (408) 943-2741
Circle No. 412

Cyrix Corp
1850 N Greenville
Suite 184
Richardson, TX 75081
(214) 234-8388
FAX (214) 234-8397
Circle No. 413

Dallas Semiconductor
4350 Beltwood Pkwy
Dallas, TX 75244
(214) 450-0400
FAX (214) 450-0470
Circle No. 414

Eurosil Electronic GmbH
Erfurter Str 16
8057 Eching
West Germany
(011) 49 893 190 6128
Circle No. 415

Fujitsu Microelectronics Inc
Advanced Products Div
50 Rio Robles
San Jose, CA 95134
(408) 922-9000
FAX (408) 943-1417
Circle No. 416

Fujitsu Microelectronics Inc
IC Div
3545 N First St
San Jose, CA 95134
(800) 642-7616
FAX (408) 432-9044
Circle No. 417

Harris Corp
Semiconductor Sector
Box 883, MS 62A-021
Melbourne, FL 32902
(407) 727-9207
FAX (407) 729-4960
Circle No. 418

Hewlett-Packard
Customer Information Center
19310 Pruneridge Ave
MS 49AV
Cupertino, CA 95014
(800) 752-0900
Circle No. 419

Hitachi America Ltd
Semiconductor & IC Div
2000 Sierra Point Pkwy
Brisbane, CA 94005
(415) 589-8300
FAX (415) 583-4207
Circle No. 420

Hyperstone Electronics GmbH
AM Guckenbühl 10
7750 Konstanz 16
West Germany
(011) 49 075 316 7789
FAX (011) 49 075 315 1725
Circle No. 421

Integrated Device Technology
2975 Stender Way
Santa Clara, CA 95054
(408) 727-6116
FAX (408) 492-8674
Circle No. 422

Intel Corp
3065 Bowers Ave
Santa Clara, CA 95051
(408) 765-5237
Circle No. 423

Intel Corp
Embedded Processor Group
5000 W Chandler Blvd
Chandler, AZ 85226
(602) 554-2388
Circle No. 424

Intergraph Corp
Advanced Processor Div
2400 Geng Rd
Palo Alto, CA 94303
(415) 494-8800
FAX (415) 856-9224
Circle No. 425

Intermetall GmbH (ITT)
Box 840
D-7800 Freiburg, West Germany
(011) 49 761 5170
FAX (011) 49 761 517799
Circle No. 426

LSI Logic Corp
1551 McCarthy Blvd
Milpitas, CA 95035
(408) 433-8000
FAX (408) 433-6802
Circle No. 427

Marconi-Circuit Technology Inc
50 Smith St
Farmingdale, NY 11735
(516) 293-8686
Circle No. 428

Marconi Electronic Devices Ltd
Lincoln Industrial Pkwy
Doddington Rd
Lincoln, UK LN6 3LF
(011) 44 522 500 500
FAX (011) 44 522 500 550
Circle No. 429

Matra-Harris Semiconductor
2895 Northwestern Pkwy
Santa Clara, CA 95051
(408) 748-9362
FAX (408) 748-0439
Circle No. 430

Microchip Technology
2355 W Chandler Blvd
Chandler, AZ 85224
(602) 963-7373
Circle No. 431

Mitsubishi Electronics America Inc
1050 E Arques Ave
Sunnyvale, CA 94086
(408) 730-5900
FAX (408) 730-4972
Circle No. 432

Motorola Inc
Integrated Circuits Div
3501 Ed Bluestein Blvd
Austin, TX 78721
(512) 928-6000
Circle No. 433

Motorola Inc
Microprocessor Products Group
6501 William Cannon Dr W
Austin, TX 78735
(512) 891-3434
Circle No. 434

National Semiconductor Corp
Box 58090
Santa Clara, CA 95052
(408) 721-5000
FAX (408) 730-0764
Circle No. 435

NCR Corp
2001 Danfield Ct
Fort Collins, CO 80525
(303) 226-9500
Circle No. 436

wasn't examined by the organization. Mashey laments that this Spice deck isn't as floating-point intensive as a typical Spice run.

Finally, the last problem with the SPEC bench-

marks—indeed with any benchmarks—is that as the computers and systems get more powerful, the benchmarks take less and less time to run. Eventually, the time measurements of each program vanish into the

NEC Electronics Inc
401 Ellis St
Mountain View, CA 94039
(415) 960-6000
FAX (800) 729-9288
Circle No. 437

Newbridge Microsystems
603 March Rd
Kanata, Ontario, Canada
K2K 1X3
(613) 592-0714
FAX (613) 592-1320
Circle No. 438

NV Philips
Eindhoven, The Netherlands
(011) 314 079 3333
Circle No. 439

Oki Semiconductor Inc
785 N Mary Ave
Sunnyvale, CA 94086
(408) 720-1900
FAX (408) 720-1918
Circle No. 440

Panasonic Industrial Co
Semiconductor Sales Div
1616 McCandless Dr
Milpitas, CA 95035
(408) 945-5672
Circle No. 441

Performance Semiconductor
610 E Weddell Dr
Sunnyvale, CA 94089
(408) 734-8200
FAX (408) 734-0258
Circle No. 442

Rockwell International Corp
Digital Communications Div
4311 Jamboree Rd
Newport Beach, CA 92658
(800) 854-8099;
in CA, (800) 422-4230
Circle No. 443

Seq Technology Inc
1849 Fortune Dr
San Jose, CA 95131
(408) 432-7400
Circle No. 444

SGS-Thomson Microelectronics
Inmos Div
Box 16000
Colorado Springs, CO 80935
(719) 630-4000
FAX (719) 630-4325
Circle No. 445

SGS-Thomson Microelectronics
Inmos Ltd
1000 Aztec W
Bristol, UK
BS12 4SQ
(011) 045 461 6616
FAX (011) 045 461 7910
Circle No. 446

SGS-Thomson Microelectronics
Via C Olivetti 2
20041 Agrate Brianza, Italy
(011) 393 9655 5590
Circle No. 447

SGS-Thomson Microelectronics
13790 Rousset - France
21, Avenue Peynier Rousset - BP 12
(011) 3342 4553 2288
Circle No. 448

SGS-Thomson Microelectronics
1000 E Bell Rd
Phoenix, AZ 85022
(602) 867-6259
Circle No. 449

Sharp Microelectronics Corp
Sharp Plaza
Mahwah, NJ 07430
(201) 529-8200
Circle No. 450

Siemens AGS
Semiconductor Group
HL MCB MC
D-8000 Munich
Postfach 80 17 09
West Germany
Circle No. 451

Siemens Components Inc
Semiconductor Group
2191 Laurelwood Rd
Santa Clara, CA 95054
(408) 980-4500
FAX (408) 980-4596
Circle No. 452

Sierra Semiconductor
2075 N Capitol Ave
San Jose, CA 95132
(408) 263-9300
Circle No. 453

Signetics (Philips Components)
811 E Arques Ave, MS 76
Sunnyvale, CA 94088
(408) 991-2000
FAX (408) 991-2311
Circle No. 454

SMOS Systems
2460 N First St
San Jose, CA 95131
(408) 922-0200
FAX (408) 922-0238
Circle No. 455

Standard Microsystems Corp
35 Marcus Blvd
Hauppauge, NY 11788
(516) 273-3100
FAX (516) 273-3123
Circle No. 456

Texas Instruments Inc
Microprocessor & Microcontroller
Products Div
Box 809066
Dallas, TX 75380
(800) 232-3200
Circle No. 457

Toshiba America Inc
Semiconductor Products Div
9775 Toledo Way
Irvine, CA 92718
(714) 455-2000
FAX (714) 859-3963
Circle No. 458

United Technologies
Microelectronics Center
1575 Garden of the Gods Rd
Colorado Springs, CO 80907
(800) 645-8862
FAX (719) 590-8032
Circle No. 459

Vitesse Semiconductor Corp
741 Calle Plano
Camarillo, CA 93010
(805) 388-3700
FAX (805) 987-5896
Circle No. 460

VLSI Technology Inc
8375 S River Pkwy
Tempe, AZ 85284
(602) 752-8574
FAX (602) 752-6001
Circle No. 461

Waferscale Integration Inc
47280 Kato Rd
Fremont, CA 94538
(415) 656-5400
FAX (415) 657-8495
Circle No. 462

Weitek Corp
1060 E Arques Ave
Sunnyvale, CA 94086
(408) 738-8400
Circle No. 463

Western Design Center Inc
2166 E Brown Rd
Mesa, AZ 85213
(602) 962-4545
FAX (602) 835-6442
Circle No. 464

Zilog Inc
210 Hacienda Ave
Campbell, CA 95008
(408) 370-8000
FAX (408) 370-8027
Circle No. 465


VOTE . . .

Please also use the Information Retrieval Service card to rate this article (circle one):

- High Interest 512
- Medium Interest 513
- Low Interest 514

FLIGHT TESTED... TIME PROVEN.

The smallest, lowest power, complete dual redundant 1553 interface. It is a user friendly total solution to the problem of interfacing a subsystem to the 1553 Bus. The NHI-1553RT appears as 8 or 16 bit-wide Ram to the Host, requiring only two standard transformers to complete the bus interface. Standard Ram signals are used to interface the hybrid to all popular processors. The internal Ram is dual ported making the Host and Bus totally transparent to each other. Ram arbitration and control logic is all contained in the hybrid.



- Two +5V only transceivers
- 4K words of internal memory
- Message illegalization without external prom
- Supports notices I and II
- Programmable interrupts
- Interrupts stored internally in FIFO
- Internal 32 bit time tag clock
- Broadcast flag for each message
- Discrete I/O pins
- Complies with Mil-Std 1760A
- Plug-in package 1.33 x 1.83
- Flat package .95" x 1.85"
- Software and interface support
- On-site demonstrations available

NATIONAL HYBRID, INC.



(A MIL-STD-1772 COMPANY)
2200 Smithtown Avenue
Ronkonkoma, NY 11779
(516) 981-2400

NHI-1553RT + 5V ONLY

17th annual microprocessor directory

noise of the system. Whereas the total reference run time on the VAX-11/780 was almost 19 hours, IBM's RS6000 ran the timed portion of the benchmarks in just over 39 minutes.

SPEC's next software revision will push the capabilities of the coming generation of systems. The organization also hopes to include benchmarks to measure I/O performance. Of course, revising its benchmarks will just provide a new target for the microprocessor and system vendors. And, vendors might try to play the old-revision game (use old-revision results if they are more favorable to your goals). As difficult as it may be, SPEC should attempt to move the targets far enough out that it might take four or five generations of systems to make the benchmarks obsolete.

As with many consumables, let the buyer beware. Manufacturers can get benchmarks to say anything they want. General Motors could claim their cars get 60 miles per gallon—by letting the engine idle and rolling the car down a long hill. Fortunately, the Environmental Protection Agency acts as an independent watchdog, performing uniform tests to ensure consistency. The engineering community has no such independent watchdog. SPEC, chartered to develop consistent tests, is largely a case of the fox guarding the chicken coop.

Mashey disagrees with that characterization of SPEC. Rather, he sees a bunch of foxes guarding one chicken—each wanting to make sure the other foxes don't get his dinner. SPEC is a consortium composed largely of vendors. It doesn't have to be that way. You can and should get involved in creating the benchmarks and monitoring the results by contacting SPEC, c/o Waterside Associates, 39510 Paseo Padre Pkwy, Suite 350, Fremont, CA 94358. (415) 792-2901. **EDN**

References

1. Wharton, John H, "The 'truth' about benchmarks," *Microprocessor Report*, May 18, 1990, pg 12.
2. Olson, Tim, "Intel 80960CA benchmark report critique," Advanced Micro Devices internal document. Dec 1989.
3. Simpson, David, "The trouble with benchmarks," *Systems Integration*, August 1990, pg 37.

Acknowledgment

We'd like to thank Michael Slater, whose valuable biweekly newsletter, the *Microprocessor Report* (Sebastopol, CA, (707) 823-4004) provided the inspiration and some of the information for this article.

Article Interest Quotient (Circle One)
High 512 Medium 513 Low 514

COP800

8-BIT CMOS

AVAILABILITY: Now.

COST: Less than \$1 to \$5 for standard parts in high volume.

SECOND SOURCE: Sierra Semiconductor.

CORE: Sierra uses the COP800 core for custom designs. National designs with a configurable-controller approach using a set of microcontroller building blocks.

Description: 8-bit CMOS single-chip family in which varying amounts of memory, peripheral functions, and I/O surround a purposely simple core μ P. Some 20 parts exist. Initial core has provision for addressing 32k-byte program memory. The program and data memory are treated separately so the COP800 has a Harvard architecture.

National Semiconductor Corp

2900 Semiconductor Dr

Santa Clara, CA 95051

Phone (408) 721-5000

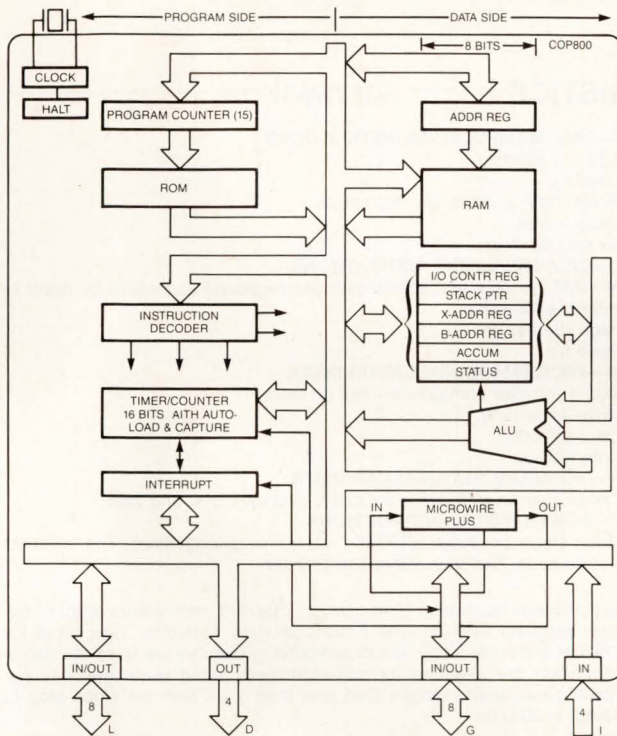
For more information, Circle No. 351

Status: Having gained one of the leadership positions in the 4-bit microcontroller field with its COP400 and 16-bit HPC, National introduced this 8-bit controller to fill the gap between those two devices. The architecture of the core μ P seems quite simple—a bit like the Motorola 6805. The core-based parts, built on National's double-metal process, are shrinkable to submicron levels.

HARDWARE

CHARACTERISTICS

SOFTWARE



I—DATA-MANIPULATION INSTRUCTIONS

Add, add with carry, and subtract with borrow. Logicals include rotates, shift compares, and conditionals. Decimal correct. Increment and decrement.

Bit manipulation: set, reset, and test individual bits in data memory, which includes those in data registers and I/O ports.

II—DATA-MOVEMENT INSTRUCTIONS

Load and exchange instructions with optional automatic post increment or decrement of the associated pointer. Most allow the use of either the B or X pointer. Decrement register and skip if zero.

III—PROGRAM-MANIPULATION INSTR

Jump instructions: relative, absolute, absolute long, and indirect. Subroutine, subroutine long, return, and skip (only the amount of available RAM limits subroutine levels).

Push and pop.

IV—PROGRAM-STATUS-MANIP INSTR

ALU-driven decision bits in status register (PSW) appear to be limited to carry and half-carry flags. These, as well as interrupt control bits for various on- and off-chip interrupt sources, can be set and reset.

V—POWER-SAVING INSTRUCTIONS

Halt mode, which is entered by setting data bit and exited by reset or low-to-high transition on the CKO pin.

Note:

1. Program-branch decisions are implemented in skip-the-next-instruction manner.

Specification summary: 15-bit program counter (PC) can address 32k-byte program memory, which can include data and data tables. All data, control, and I/O registers are mapped into data-side memory space. Two bidirectional 8-bit and two unidirectional 4-bit I/O ports max. Each I/O pin has software-selectable options to adapt the chip to specific applications. On-chip peripheral functions include software-selectable I/O of as many as 39 I/O pins, 3-wire serial I/O, 16-bit timer/counter with capture register and auto reload, and an 8-source interrupt. Maximum speed is 1- μ sec instruction cycle (most instructions take one cycle). Clock for 1- μ sec cycle is 10 MHz. Operates over 2.5 to 6V range and draws 9 mA running full speed at 1- μ sec cycles, but less than 1 μ A when halted.

Industrial version (-40 to +85°C)	ROM/EPROM/EEPROM (bytes)	RAM (bytes)	I/O pins	Interrupt	Timer base counters	Size (pins)	Other
COP820C	1.0k	64	24	3 sources	1	28	
COP821C	1.0k	64	20	3 sources	1	24	
COP822C	1.0k	64	16	3 sources	1	20	
COP8640	2.0k	64	24	3 sources	1	28	64x8-bit
COP8641	2.0k	64	20	3 sources	1	24	EEPROM in RAM
COP8642	2.0k	64	16	3 sources	1	20	EEPROM in RAM
COP8620	1.0k	64	24	3 sources	1	28	64x8-bit
COP8621	1.0k	64	20	3 sources	1	24	EEPROM in RAM
COP8622	1.0k	64	16	3 sources	1	20	EEPROM in RAM
COP8720C	1.0k EEPROM	64	24	3 sources	1	28	64x8-bit EEPROM in RAM
COP8721C	1.0k EEPROM	64	20	3 sources	1	24	64x8-bit EEPROM in RAM
COP8722C	1.0k EEPROM	64	16	3 sources	1	20	64x8-bit EEPROM in RAM
COP840C	2.0k	128	24	3 sources	1	28	
COP841C	2.0k	128	20	3 sources	1	24	
COP842C	2.0k	128	16	3 sources	1	20	
COP880C	4.0k	128	36	3 sources	1	40/44	
COP881C	4.0k	128	24	3 sources	1	28	
COP8780C*	4.0k EPROM	128	36	3 sources	1	40/44	EPROM & OTP
COP8781C*	4.0k EPROM	128	24	3 sources	1	28	
COP884CF	4.0k	128	21	10 sources	2	28	2 PWM & A/D
COP884CG	4.0k	192	23	12 sources	3	28	3 PWM & UART
COP884CL	4.0k	128	23	10 sources	2	28	2 PWM & UART
COP884CS*	4.0k	192	23	12 sources	1	28	1 PWM & UART
COP888CF	4.0k	128	33/37	10 sources	2	40/44	2 PWM & A/D
COP888CG	4.0k	192	35/39	14 sources	3	40/44	3 PWM & UART
COP888CL	4.0k	128	33/39	10 sources	2	40/44	2 PWM & UART
COP888CS*	4.0k	192	35/39	14 sources	1	40/44	1 PWM & UART
COP888EG*	8k	256	35/39	14 sources	3	40/44	3 PWM & UART
COP884EG*	8k	256	23	12 sources	3	28	3 PWM & UART

*Available in 1990
All devices implement their stacks in RAM and have at least 1 serial I/O port.
MIL temperature range available

Hardware notes:

1. Diagram shows basic COP800-family architecture. Each member of growing family has an emulator part that replaces standard masked-ROM with EEPROM or EPROM.

2. Sierra says cost of ASIC design can be as low as \$40,000 up front (16 weeks' time), meaning ASICs can be cost competitive for 100k quantities.

HARDWARE

SUPPORT

SOFTWARE

Supported on National COP800 Development Systems. The system can be used in conjunction with IBM PC as host. Applications Hot Line: (408) 721-5582.

Cross-assembler for IBM PC and other computers. Form-fit emulators are available for every member of the family. These parts are 2-chip hybrids or single-chip EPROMs or EEPROMs.

PIC 16C5X FAMILY

8-BIT CMOS

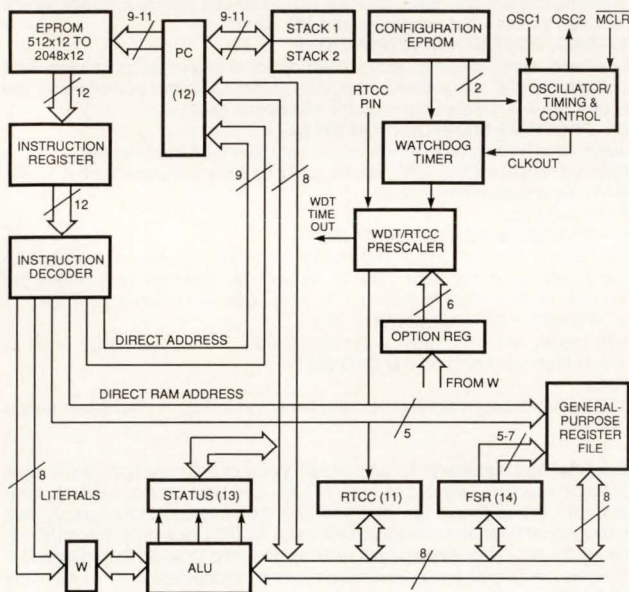
AVAILABILITY: Now.
COST: Under \$1.50 in volume.
SECOND SOURCE: None.

Microchip Technology Inc
 2355 W Chandler Blvd
 Chandler, AZ 85224
 Phone (602) 963-7373
 For more information, Circle No. 352

Description: A family of single-chip CMOS EPROM-based microcontrollers that use only 33 single-cycle/single-word instructions. The family offers various amounts of I/O, RAM, and one-time programmable EPROM. Oscillator frequency ranges from dc to 20 MHz. Although it qualifies for the RISC moniker based on its 33 instructions, using the label to describe it is risky, if not confusing. The family only has a 2-stage pipeline without delayed branches or load delay slots rather than a 4- or 5-stage pipeline with delayed branches and load delay slots. The chips have a 2-address instruction format rather than the 3-address instruction format typical of RISC machines. Also, the PIC family must be programmed in assembly language—there are no compilers.

Status: To date, 75 million PICs have been sold worldwide, generally in high-volume, low-end consumer, personal computer, and automotive applications. CMOS one-time programmable versions were introduced in 1989 and are embedded in more than 1000 designs.

HARDWARE CHARACTERISTICS SOFTWARE



I—DATA-MANIPULATION INSTRUCTIONS

Add and subtract.
 Logicals.
 Rotate right and left, decimal adjust.
 Swap halves.
 Bit set and clear.

II—DATA-MOVEMENT INSTRUCTIONS

All RAM (general- and special-purpose registers) accessible by direct or indirect addressing.
 Page addressing.
 Move file.

III—PROGRAM-MANIPULATION INSTR

Skip if zero (for comparisons and bit tests).
 Move literal to W.
 Call subroutine.
 Goto routine.

IV—PROGRAM-STATUS-MANIP INSTR

Can bit test on status-register carry, decimal carry, and zero.

V—POWER-SAVING INSTRUCTIONS

Sleep stops oscillator, CLRWDT clears watchdog timer. Tris instructs 3-state ports. Option loads option register.

Specification summary: Split-memory Harvard architecture with 12-bit-wide program EPROM and 8-bit-wide data registers. See table for EPROM and RAM sizes. Not expandable in memory because the microcontrollers are intended for self-contained, stand-alone applications. Power consumption ranges from less than 1 μ A with the clock stop to 30 mA at 20 MHz.

PIC 16C5X CMOS microcontrollers

Part number	Pins	I/O	RAM (bits)	EPROM (bits)
PIC16C54	18	12	32x8	512x12
PIC16C55	28	20	32x8	512x12
PIC16C56	18	12	32x8	1024x12
PIC16C57	28	20	80x8	2048x12

Hardware notes:

- 12-bit-wide instruction word allows single-cycle execution of all instructions.
- All current devices are fully static, silicon-gate CMOS designs that feature an 8-bit real-time-clock counter, watchdog timer, and 2-level program-counter-save stack for subroutine nesting.
- Security EPROM fuse for user's code protection.
- A lower-cost RC-oscillator version is also available for applications that aren't timing critical.

HARDWARE SUPPORT SOFTWARE

Microchip offers two IBM PC-hosted development systems. One, the Pik-Pak is a low-end development system that allows for assembly, execution, debugging, and analysis of microcode. The \$495 price includes programmer and UV-erasable samples. The Pic-ICE development system (\$2495) offers full-speed emulation to support real-time code development. The system includes in-circuit emulation pod with an 8k capture-trace buffer, programmer, and diagnostic demo board. High-volume programming support is available from Microchip, Data I/O (Redmond, WA), and Logical Devices (Fort Lauderdale, FL).

Picalc cross-assembler is an IBM PC-hosted software tool that offers full-featured macro and conditional assembly capability. Picsim simulator software allows simulation of the PIC16C5X products on an instruction level. The simulator allows single-step, execute-until-break, and trace modes. Pice emulator software offers an interface with pull-down menus.

8048 FAMILY

8-BIT NMOS AND CMOS

AVAILABILITY: Now.

COST: Masked-ROM parts are less than \$2 in high volume (100k). EPROM parts cost \$18 (100). CMOS parts cost as little as \$3 (100k). Windowless-PROM parts cost \$8 (5000).

SECOND SOURCE: Toshiba, NEC, Signetics/Philips, National Semiconductor, Oki, Fujitsu, UMC (Taiwan), with volume spread out among suppliers.

CORE: Zymos has been using 80C49 as a core for ASICs for several years. Others are following because 8048/49 combines popularity with small core size.

Description: Broad family of single-chip controller-type μ Cs, including a version that can function as a slave (8041). Basic models don't have serial communications ports (some versions from Philips do), but they can use 8080/85 peripherals for I/O expansion. See 8051 listing for enhanced version.

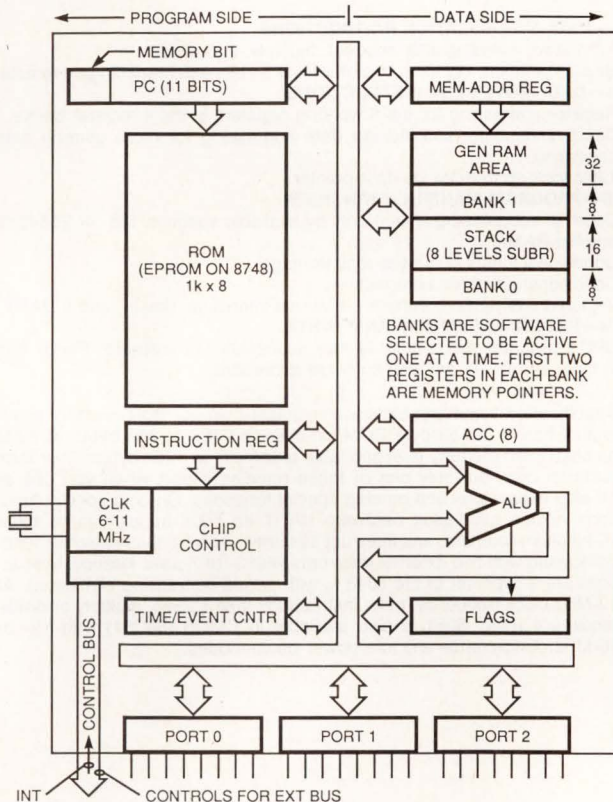
Intel Corp
Embedded Controller Operation
 5000 W Chandler Blvd
 Chandler, AZ 85226
 Phone (602) 961-8051
 For more information, Circle No. 353

Status: Intel is still bullish about the 8048. However, Intel chose the 8051 over the 8048 as the kick-off core for ASICs and says it has no definite plans to use the 8048 as an ASIC core.

HARDWARE

CHARACTERISTICS

SOFTWARE



Hardware notes:

1. Diagram is for basic 8048. Table indicates some other basic parts, most of which exist in both NMOS and CMOS.
2. CMOS parts are designated 80C48, 80C49, 80C50, etc.
3. There are many other variations of the basic 8048 among the many suppliers. For example, Intel's 8041/42 chips are software compatible but are configurable as slaves to host μ Ps for interface applications. The National NS 405/455 uses the 8048 core as the basis of a terminal controller. Siemens has the telecommunications-oriented 80C382/482. A number of semicustom houses use the 8048 as a core processor in their libraries.

I—DATA-MANIPULATION INSTRUCTIONS

Arithmetic and logic.

Bit set and reset.

Two working banks of 8-bit registers.

II—DATA-MOVEMENT INSTRUCTIONS

Both internal and external RAM are fully accessible by instruction set. Indirect and direct data fetches.

III—PROGRAM-MANIPULATION INSTR

Decrement and skip if zero.

More than 20 conditional branches.

8-level stack with expansion capability.

Two vectored interrupts.

Two programmable flag bits under software control.

IV—PROGRAM-STATUS-MANIP INSTR

Status word is fully accessible and is stored in the stack.

Specification summary: Split-memory architecture with 1k to 4k bytes of program ROM or EPROM on chip and 64 to 256 bytes in separate space, also on chip. I/O has its own space and instructions to operate directly on I/O ports. All spaces are expandable: program memory to 4k bytes, data memory to 256 bytes, I/O to unlimited amounts. I/O can use 8080/85 peripherals. Devices have 8-level stack for subroutine nesting and interrupt response. Dual banks of working registers allow rapid context switching. Family members execute their 1- and 2-cycle instructions at 1-cycle times ranging from 1.36 to 15 μ sec. NMOS 5V technology in 40-pin DIP and 44-pad chip carriers; UV-erasable ROMs (EPROMs) and windowless PROM parts are available. CMOS versions available with idle and power-down features and optional flatpack packages. The 8049KB can drive four 10-mA LEDs.

Part no.	Memory (bytes)			Package pins	
	ROM	EPROM	RAM	Parallel I/O	Total
8035	0	0	64	3x8	40
8048	1k	0	64	3x8	40
8748	0	1k	64	3x8	40
8039	0	0	128	3x8	40*
8049	2k	0	128	3x8	40*
8749	0	2k	128	3x8	40*
8040	0	0	128	3x8	40
8050	4k	0	256	3x8	40

*Also available in 44-lead PLCC package.

HARDWARE

SUPPORT

SOFTWARE

From Intel: Intel plays down 8048 support, saying that there are now numerous third-party OEM suppliers of PC-hosted emulators for the 8048 family.

From NEC: Ekakit 84C-1 stand-alone emulator (less than \$2000).

From others: Because of the broad-based popularity of this family, dozens of independent sources of development and application software exist, including support on universal development systems from Tektronix (Beaverton, OR) and Applied Microsystems (Redmond, WA).

Program library: Insite Library contains a variety of application programs.

8051/8052 FAMILY

8-BIT NMOS AND CMOS

AVAILABILITY: Now for 8051, 80C51, 8031, 80C31, 8751, 87C51, 80C32, 83C51FA, 87C51FA, 83C51FB, 87C51FB, 8032, 8052, and 87C51FC.

COST: \$2.30 (2k) for 8051; \$33 (1k) for 8751; \$3 (2k) for 80C51; \$2.95 (2k) for 8052; \$44 (1k) for 87C51; \$40 (1k) for 8752; \$4.40 (2k) for 80C52; \$4.90 (2k) for 83C51FA; \$45 (1k) for 87C51FA; \$50 (1k) for 87C51FB; and \$67 (1k) for 87C51FC.

SECOND SOURCE: Siemens, Signetics/Philips, Fujitsu, Oki, and Harris-Matra (France) licensed.

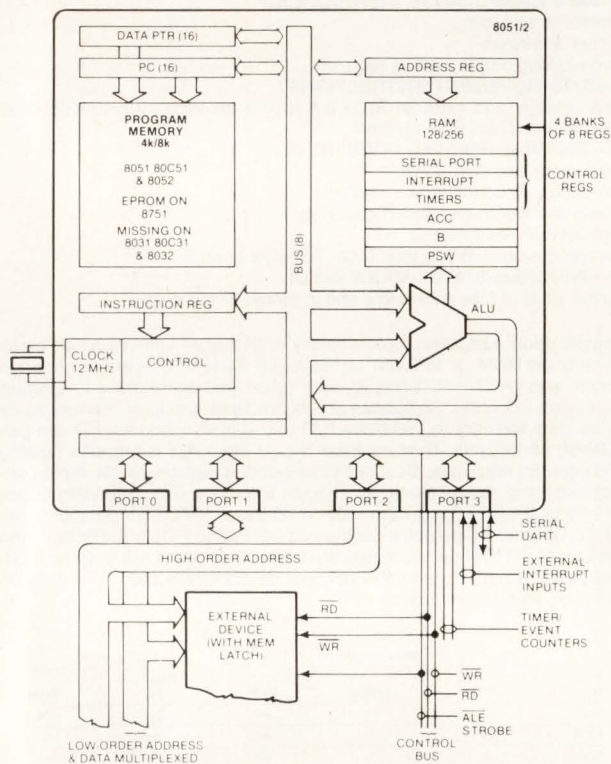
CORE: Intel's ASIC Components Group is using the 8051 as its starting μ P core. Signetics/Philips has the 80C51 core in its ASIC library.

Description: Expandable single-chip controller, an enhanced version of the same supplier's widely used 8048 family. Architecturally, it features nonpaged addressing for easier programming; more interrupts with extra RAM-register banks to service them; increased stack depth; and new instructions, such as multiply, divide, and compare.

Intel Corp
Embedded Controller Operation
 5000 W Chandler Blvd
 Chandler, AZ 85226
 Phone (602) 961-8051
 For more information, Circle No. 354

Status: Generally thought of as the leader among the more powerful 8-bit single-chip μ Cs. This family faces stiff competition from high-end 8-bit μ Cs, such as Mitsubishi's 50740 version of the 6500/1, Motorola's 68HC11, NEC's 7811, Hitachi's 647180, and National's COP800, as well as from 16-bit μ Cs, such as Intel's own 8096 and National's 16040. The 8051 is among the most widely used cores in market-specific μ Cs.

HARDWARE CHARACTERISTICS SOFTWARE



I—DATA-MANIPULATION INSTRUCTIONS

Arithmetic, including add, subtract, multiply, and divide.

Bit manipulation, including complex tests on bits and branching on results.

II—DATA-MOVEMENT INSTRUCTIONS

Register addressing for the 8 working registers in the 4 register banks.

Direct, immediate, and indirect data addressing for more general data accessing.

III—PROGRAM-MANIPULATION INSTR

Table look-up in ROM via data pointer. Depth of subroutines limited only by available space in 128- or 256-byte on-chip RAM.

Conditional jumps on status-register flags.

Conditional jumps on comparisons.

Vectored interrupts to service 2 external interrupts, timers, and a UART.

IV—PROGRAM-STATUS-MANIP INSTR

CPU's program-status word is fully accessible via software. Status bits in timer and UART are also software accessible.

Specification summary: Expandable single-chip μ C. Split-memory architecture has 4k- to 8k-byte ROM on chip and 128 to 256 bytes of RAM on chip. Each memory is expandable externally to 128k bytes. Four 8-bit ports on chip, but only one of these remains a port when you use all off-chip expansions and on-chip special functions. On-chip special functions include full-duplex hardware UART (to 500k baud), two or three 16-bit timer/counters, and interrupt system to service these internal functions along with two external interrupts with 3- to 7- μ sec latency. Instructions are a superset of the 8048's, with paged addressing eliminated. At 12-MHz clock frequency, most instructions take 1 μ sec; multiply or divide requires 4 μ sec. 8051 is also available in CMOS (80C51) with 12- or 16-MHz performance and idle/power-down modes.

Hardware notes:

1. The 14 members of the 8051 family have between 128 and 256 bytes of RAM and differ mainly in their amount and form of on-chip ROM.
2. The 8051's Boolean-processor capabilities refer to the way instructions can single out bits in RAM, accumulators, I/O registers; perform complex bit tests and comparisons; then execute relative jumps based on results.
3. Intel has one 8052 model preprogrammed with a full Basic interpreter.
4. Dallas Semiconductor (Dallas, TX) offers an 8051-instruction-code-compatible μ P (\$9.70 (1000)), which converts as much as 64k bytes of SRAM into lithium-backed nonvolatile memory. The chip also provides a serial bootstrap loader for initialization, crashproofing circuitry to save current state, and on-chip software encryption that loads and executes the application in unintelligible form.

HARDWARE SUPPORT SOFTWARE

From Intel: ICE-5100/252 in-circuit emulator (\$5495) supports the entire MCS-51 family including 8051, 8052, and 80C52. Comes with macroassembler and editor. IBM PC/AT/XT, running DOS 3.1 or later versions, and Intellec Series III/IV development systems host the emulator. Nohau (Campbell, CA) and MetaLink (Chandler, AZ) provide PC-hosted emulation systems for Signetics/Philips standard and derivative μ Cs.

From Intel: ASM-51 and PL/M-51, both containing a relocation and linkage utility, are available for the IBM PC and Intel microcomputer development systems.

From others: Many third-party software suppliers offer C compilers for 8051 with special features suited to microcontroller applications. Three such compilers are Micro Computer Control's (Hopewell, NJ) for \$1495, Archimedes Software's (San Francisco, CA) for \$851, and Franklin Software Inc's (San Jose, CA) for \$895. All are hosted on IBM PC.

Mitsubishi Fast SRAMs

When You Need Fast Cache.

10MHz 16MHz 33MHz 40MHz 50MHz



Reality is, no matter how fast you design your systems, customers always want them faster. To stay ahead, you need fast access to ultra-fast SRAM access times. And, Mitsubishi helps you lead the cache memory race with fast, 15ns Static RAMs in 28-pin SOJ, DIP and flat packages.

Mitsubishi's fast SRAMs let you cash in on your cache subsystem performance. Just match memory density and organization with any of the popular industry-standard microprocessors. You get the speed you need, and use fewer components. In fact, with its on-chip address latch,

the M5M5180A can reduce chip count by as much as 50% in an 8K x 32 cache memory subsystem.

Mitsubishi's cutting-edge, 0.8 micron CMOS technology and mask/bonding wire option let you interchange/upgrade SRAMs without requalifying each

device. So, your design and redesign processes are faster than ever.

Set your sights on Mitsubishi's fast Static RAMs for

cache subsystems and pick the speed that will get you to market quick. And, to get to market in strength, turn the page. You'll quickly discover our volume production capabilities.

Part No.	Organization	Access Time ns	Package (all 28-pin)
M5M5178A	8K x 8	15, 20, 25	SOJ, Flat Pack, DIP
M5M5179A	8K x 9	15, 20, 25	SOJ, Flat Pack, DIP
M5M5180A	8K x 8 (Latched)	20, 25	SOJ, Flat Pack, DIP

 **MITSUBISHI**
ELECTRONIC DEVICE GROUP

Mitsubishi Static RAMs.

When you need a lot.

Your design is almost finished. Or, maybe you're just starting. Perhaps you're ready to place production orders. In any event, if your design requires SRAMs you'll need a lot of them. Fast. Enter Mitsubishi.

Whether fast or slow SRAMs, you can count on us to deliver critically high-volume quantities, just in time to get your production lines moving.

From fast, 15ns 64K SRAMs and 35ns 1 megs, to standard 128K x 8 devices, we give you high performance in a steady flow, straight from dedicated Mitsubishi SRAM factory lines.

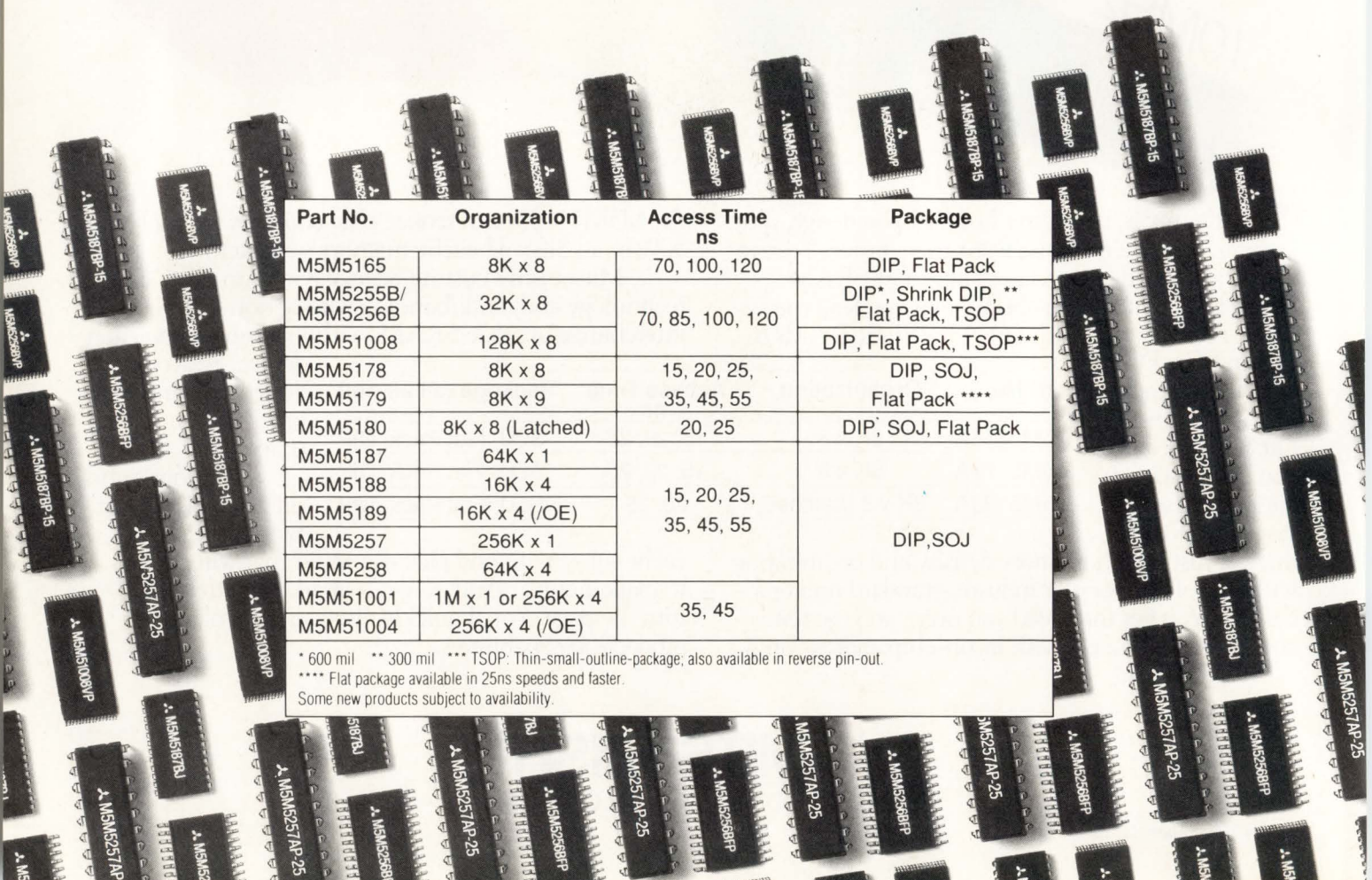
Mitsubishi offers the production quantities you need and the speeds you want. Plus, we give you through-hole and surface-mount packaging options.

Part No.	Organization	Access Time ns	Package
M5M5165	8K x 8	70, 100, 120	DIP, Flat Pack
M5M5255B/ M5M5256B	32K x 8	70, 85, 100, 120	DIP*, Shrink DIP, ** Flat Pack, TSOP
M5M51008	128K x 8		DIP, Flat Pack, TSOP***
M5M5178	8K x 8	15, 20, 25,	DIP, SOJ, Flat Pack ****
M5M5179	8K x 9	35, 45, 55	
M5M5180	8K x 8 (Latched)	20, 25	DIP, SOJ, Flat Pack
M5M5187	64K x 1	15, 20, 25, 35, 45, 55	DIP, SOJ
M5M5188	16K x 4		
M5M5189	16K x 4 (/OE)		
M5M5257	256K x 1		
M5M5258	64K x 4		
M5M51001	1M x 1 or 256K x 4	35, 45	
M5M51004	256K x 4 (/OE)		

* 600 mil ** 300 mil *** TSOP: Thin-small-outline-package; also available in reverse pin-out.

**** Flat package available in 25ns speeds and faster.

Some new products subject to availability.



When you need less.

When you need to pack more memory in less space and reduce power, Mitsubishi offers standard and soon, fast SRAMs in TSOP (thin-small-outline packaging). Static RAM packaging can't get any smaller than the TSOP, since it's virtually the size of the die.

Our TSOP SRAMs take up only half the surface area and are four times smaller in volume than equivalent pin-count, standard surface-mount packages. And, with a profile half that of standard surface-mount

packages (1.2mm) and a low standby current (20 μ A to 50 μ A), TSOPs are perfect for portable, handheld, battery-backed applications.

So, if your design requires a lot of static RAM or just a little, call Mitsubishi for some action. We'll bring your vision to reality. Mitsubishi Electronics America, Inc., Electronic Device Group, 1050 E. Arques Ave., Sunnyvale, CA 94086. 1-800-624-8999 ext. 178C.


VISIONSM
ACTION
REALITY



SOP



TSOP



 **MITSUBISHI**
ELECTRONIC DEVICE GROUP

PSSST...

Even though they're Power Factor Corrected, the power supplies you're now using could ban your products from Europe after 1992. They might keep you from doing business domestically, too.

Your PFC supplies might not meet IEC 555-2 because they have too much current circulating in third and fifth order line current harmonics.

Pioneer supplies have less than 5% total harmonic current content. They feature built-in >.99 active Power Factor Correction, meet proposed IEC 555-2,

all applicable international safety and EMC standards, and are available from 250 to 2000 watts, in single or multiple outputs. Delivery for most models in OEM quantities is 60-90 days.

P.S. — We apologize for not having brought you this information earlier. But the word is out. We've been shipping our PFC supplies worldwide for more than two years. So call us now at 800-233-1745, or 800-848-1745 in California.

Pioneer Magnetics

TMS370 FAMILY

8-BIT CMOS

AVAILABILITY: Now.

COST: ROM-based devices range from \$3.50 to \$11 (100k) depending on program memory, peripherals, and on-chip EEPROM mix.

SECOND SOURCE: None.

Description: Software-compatible family of CMOS μ Cs with on-chip EEPROM and peripheral support functions. Modular design architecture provides flexible reconfiguration and reduction in product design time. Various family members incorporate an 8-channel, 8-bit A/D converter, enhanced timers, serial peripheral interface, serial communications interface, EPROM, EEPROM, and ROM. Instructions typically perform combined load, operation, and store functions, increasing system performance and code efficiency. Form-factor emulator versions replace ROM with EPROM or EEPROM and allow prototyping and small runs.

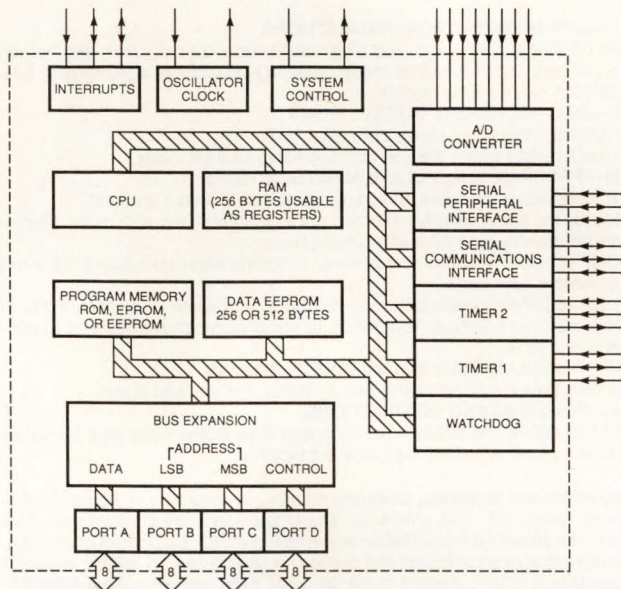
Texas Instruments Inc
Microprocessor and Microcontroller Products Div
Box 809066
Dallas, TX 75380
Phone (800) 232-3200
For more information, Circle No. 355

Status: Supports real-time applications that may previously have required analog, bit-slice, or multiple controllers. The alterable nonvolatile memory allows the μ C to retain critical data without power. The vendor offers 16 function modules that it will configure for your application if your volumes exceed 50,000.

HARDWARE

CHARACTERISTICS

SOFTWARE



Hardware note:

Diagram reflects the TMS370x5x, which supplements the 370Cx1x's single 16-bit timer, serial peripheral interface, programmable timer, 128-bit SRAM, and optional 256-bit EEPROM with a second 16-bit timer, a serial communications interface, memory expansion ports, another 128 bits of SRAM, and an 8-channel 8-bit ADC. The 370Cx3x contains a programmable timing module with watchdog timer, a miniserial communications interface, an 8-channel 8-bit ADC, 256-bit SRAM, and optional EEPROM.

I—DATA-MANIPULATION INSTRUCTIONS

Add, subtract, 8×8 -bit multiply, 16×8 -bit divide, and BCD. Logicals, increment, and decrement. Rotates right and left. Bit test. Set bit.

II—DATA-MOVEMENT INSTRUCTIONS

Dual-operand moves avoid time wasted going through accumulator. Apply to many instructions. Indexing via B register. 16-bit moves.

III—PROGRAM-MANIPULATION INSTR

Call and return. Trap. Bit test and jump on both I/O and memory. Conditional jumps using program-counter-relative addressing.

IV—PROGRAM-STATUS-MANIP INSTR

Status register contains carry, sign, zero, overflow, and interrupt enable. Instructions to change carry and interrupt enable.

Specification summary: The programmable timer module uses the on-chip dual-ported RAM to store its commands as well as the timer values. This module allows input capture on as many as 6 pins, 4 of which have a programmable prescaler. The TMS370 CMOS family members use a 5V supply over the oscillator frequency range of 2 to 20 MHz and over the temperature range of -40 to $+85^\circ\text{C}$. The application program, register file, and peripheral file share memory space.

TMS370 family matrix

	370CxC	370Cx32	370Cx50	370Cx52	370Cx56
ROM	4k	8k	4k	8k	16k
FFE	4k EEPROM	8k EEPROM	4k EEPROM	16k EPROM	16k EPROM
Data EEPROM	256	256	256	256	512
RAM	128	256	256	256	512
Timer 1, watchdog timer	•		•	•	•
Timer 2			•	•	•
Serial peripheral interface	•		•	•	•
Serial communications interface		•	•	•	•
A/D port		•	•	•	•
I/O links	22	55	55	55	55
Package	28 DIP/PLCC	68 PLCC	68 PLCC	68 PLCC	68 PLCC

HARDWARE

SUPPORT

SOFTWARE

From TI: XDS/11 is a IBM-PC-driven interactive development system (\$2850). It provides full-speed, in-circuit emulation and debugging functions. XDS/22 development system (\$8250) adds extended breakpoint, trace, and timing functions to the XDS/11 system. A design kit (\$370) lets you analyze the feasibility of using the TMS370 family for your application. EEPROM programmer (\$1250) comes with power and interface cables, software, and sockets for the 370 family and EPROMs such as the 2732, 2764, 27128, and 27256.

From others: ElectroRent provides rental use of TI tools for IBM PCs. Logical Devices (Fort Lauderdale, FL) has a TMS370 microcontroller module for AllPro programmers.

From TI: Cross-assembler, linker, full ANSI C compiler, and C source debugger available on IBM PCs and DEC VAXs under VMS.

From others: Allen Ashley (Pasadena, CA) supplies an assembler/linker and Intermetrics (Cambridge, MA) offers a C compiler that runs on IBM PCs. Macrochip Research (Carrollton, TX) has an assembler and midrange emulator for both IBM and Macintosh personal computers. P&E Microcomputer Systems (Woburn, MA) provides an integrated assembler and simulator for IBM PCs.

AVAILABILITY: Now for most models. Motorola can build customer-specified versions in as little as six months.

COST: \$1 to \$8. CMOS parts are more expensive than NMOS ones.

SECOND SOURCE: Harris, Hitachi, and SGS Thomson.

CORE: Motorola and NCR have a joint ASIC pact to use CMOS 6805 as a core along with NCR's similar 6502 μ P core. SGS Thomson has ST6 core, which has architecture somewhat similar to the 6804's.

Description: Family of single-chip μ Cs based loosely on 6800 architecture but in some ways more like 6502 (especially 6805). Family offers various amounts of I/O, RAM, and ROM. Internal bus frequencies span dc to 4 MHz. Some parts contain an on-chip A/D converter, EEPROM, serial I/O, and software security. Customer-specified microcontrollers use this core for mixing and matching of peripherals to reduce cost for specific customer applications.

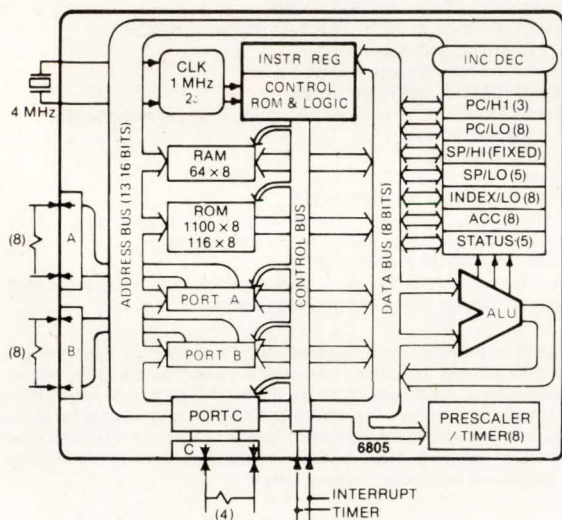
Motorola Microprocessor Products Group
6501 William Cannon Dr W
Austin, TX 78735
Phone (512) 891-2000
For more information, Circle No. 356

Status: Supplier's steady commitment to this family over past 12 years has paid off. It trails only the 8048/49 family and the 50740 in market share. Motorola continues to expand the 6805 family, using its CSIC (customer-specified integrated circuit) concept.

HARDWARE

CHARACTERISTICS

SOFTWARE

**Hardware notes:**

- Diagram is for nonexpandable Model P2 in a 28-pin package.
- Comparison of 6805 with 6800: Stack is only 64 bytes deep. Only one accumulator. Index register can only span 256 memory locations. However, family supports a 16-bit offset addressing mode, thus the μ P can access 256-byte tables anywhere within the memory space. Program counter is as long as 14 bits in some members of this family. Only one external interrupt is provided, but some models have timer-input capture pins, which may provide additional edge-triggered inputs.
- Note additional 116 bytes in ROM for built-in self-check program that tests I/O, ROM pattern, RAM, and interrupts. Special pin initiates program.
- Harris has ROMless emulator versions (68EM05/C4,D2) for prototyping and low-volume production. Harris brings all ROM access buses out for direct interfacing to industry-standard EPROMs. Available in 40-pin piggy-back for 2764.
- Motorola currently has five field-programmable 68HC05 versions with on-chip EPROM instead of mask ROM to permit development and low-volume production.

HARDWARE

SUPPORT

SOFTWARE

From Motorola: The less costly M68705EVM (HMOS) and M68HC05EVM (CMOS) boards, which have ports to a terminal and host computer, provide target-system emulation.

From Harris: Single-board evaluation kit that interfaces to IBM PC via RS-232C line.

From SGS Thomson: INICE4-8 development and emulation system.

From others: A number of third-party companies, including Sophia Systems (Santa Clara, CA) and American Automation (Tustin, CA), provide hardware emulators for the 6805 family. Most of these emulators interface to IBM PCs.

I—DATA-MANIPULATION INSTRUCTIONS

All 6800 arithmetic, logic, and shift instructions. Bit set, clear, and branch on bit test. Bit tests can be made on all I/O and direct-page memory bits. 68HC05 has 8×8 -bit multiply.

II—DATA-MOVEMENT INSTRUCTIONS

Relative addressing allows data relocation.

True indexing within the 256-location limits of 8-bit index.

III—PROGRAM-MANIPULATION INSTRUCTIONS

18 conditional branches, including branch of interrupt line test.

Mostly the same conditional branches as the 6800, but with more emphasis on branch-upon-bit and interrupt tests.

Only 15 levels of subroutine nesting, including interrupt returns; 31 levels on certain new parts.

Four sources of interrupts: external, timer, software, and reset. 68HC05 has vectored interrupts to service its serial-communications and peripheral interfaces.

IV—PROGRAM-STATUS-MANIP INSTRUCTIONS

Instructions for manipulating bits in status register and timer.

V—POWER-SAVING INSTRUCTIONS

CMOS 6804s and 6805s have Stop and Wait instructions and will safely reset themselves when the clock is reapplied.

Specification summary: Common-memory architecture in which instructions, data, I/O, and timers all share the same memory space. This scheme allows bit manipulation and rotation of I/O. Dedicated bit manipulation includes bit set/clear and branch on bit set/clear. A 4-MHz oscillator provides a 1-MHz internal cycle on most 6805 versions. New 68HC05s have a 2.1-MHz internal bus speed. Some, like the 68HC705C8, are available with a 4-MHz bus speed. Some parts offer program security, on-chip 5V EEPROM, A/D converter, serial peripheral interface, serial communications interface, timers, PWM D/A converter, LCD drivers, DTMF generators, and other customer-specified peripherals. Family consists of NMOS and CMOS parts in 20-, 28-, and 40-pin DIPs, SOICs, and shrink DIPs; 44-, 52-, and 68-pin PLCCs; and other fine-pitch packaging options.

Family	Speed bus (MHz)	Instruc-tions	On-chip ROM	RAM	I/O pins	Timer	Inter-rupts	Power consumption (mW)	Pins	
6805	Min	0	51	1k	64	16	—	3	0.01	28
	Max	2	59	4k	176	32	Yes	5	-700	40
68HC05	Min	0	62	1k	96	32	Yes	2	0.25	40
	Max	4	62	16k	304	32	Yes	2	0.25	68

From Motorola: You can obtain software free for downloading over phone lines by calling (512) 891-3733.

From SGS Thomson: Interactive development software.

From others: Many cross macroassemblers and linking loaders, some relocatable. RELMS (San Jose, CA) has cross support for Intel development systems. Avocet Systems Inc (Rockport, ME) has cross-assemblers for 6805 and 6804 that run on IBM PCs and compatibles. Introl (Milwaukee, WI) provides cross-compilers and cross-assemblers. C cross-compiler with macro cross-assembler from Bytecraft Ltd (Waterloo, Ontario, Canada).

Brighten-up Your Display Designs.


Turn-onto itron VFD Super-Smart Modules.

Proprietary advanced VFD technology now allows Noritake to offer a broad line of super-smart dot character and dot matrix vacuum fluorescent display modules that will satisfy the most demanding requirements.

- HIGH VISIBILITY
- LOW POWER
- SURFACE-MOUNT TECHNOLOGY
- LONG-TERM RELIABILITY
- 5Vdc POWER SUPPLY OPERATION
- WIDE TEMP. RANGE: -40°C TO +85°C



NORITAKE "BARRYMORE" BONE CHINA PLATE SHOWN



MODEL CU205SCP

DOT CHARACTER DISPLAY MODULES

CHARACTER FORMAT	MODEL NUMBER	NUMBER OF CHARACTERS	CHARACTER HEIGHT (MM)	INPUT (SERIAL/PARALLEL)	BI-DIRECT BUS	* WIDE TEMP. RANGE MODELS
5 x 7 DOT MATRIX	CU165SCP-S	1 x 16	5.0	S/P		
	CU169SCP-L	1 x 16	9.0	P	x	
	CU205SCP-S	1 x 20	5.0	S/P		
	CU209SCP-L	1 x 20	9.2	P	x	
5 x 7 DOT MATRIX PLUS CURSOR	CU2015SCP-L	1 x 20	15.1	P	x	
	CU406SCP-S	1 x 40	5.0	P	x	
	CU20026SCP-S	2 x 20	5.1	P	x	x
	CU40026SCP-S	2 x 40	5.0	P	x	x
	CU40046MCPB-S	4 x 40	5.0	S/P	x	x
	CU40066MCPB-S	6 x 40	5.0	S/P	x	x
CU40086MCPB-S	8 x 40	5.0	P	x	x	x

*OPTIONAL

DOT MATRIX DISPLAY MODULES

DOT MATRIX FORMAT (DOTS/LINE x NO. OF LINES)	MODEL NUMBER	NO. OF LINES AND CHARACTERS/LINE (5x7 DOT CONFIGURATION)	GRAPHICS CAPABILITY
192 x 16 (3072 DOTS TOTAL)	GU192X16	2 x 32	YES
256 x 16 (4096 DOTS TOTAL)	GU256X16	2 x 42	YES
256 x 64 (16,384 DOTS TOTAL)	GU256X64	8 x 42	YES

The models shown are typical of the broad selection available on an immediate delivery basis. Contact our nearest sales office or representative for counsel on the best Noritake VFD for your application, as well as for details on costs, custom designs, deliveries, etc.

NORITAKE CO., INC. ELECTRONICS DIV. U.S.A. SALES OFFICES

WEST: 23820 Hawthorne Blvd. Suite 100 Torrance, CA 90505
(213) 373-6704 FAX (213) 772-3918

CENTRAL: 415 E. Golf Rd. Suite 109 Arlington Hts., IL 60005
(312) 439-9020 FAX (312) 593-2285

EAST: 263 Winn Street Suite 1D Burlington, MA 01803
(617) 270-0360 FAX (617) 273-2892

SOUTHWEST: 2454 Trade Mart Dr. Dallas, TX 75207
(214) 742-9389 FAX (214) 747-5065

NORITAKE EUROPA G.M.B.H. Electronics Div.

Frankfurter Strasse 97-99, D-6096, Raunheim, F.R. Germany
Phone: 06142-43095 FAX: 06142-22799 TLX: 4182982 dn d

NORITAKE CO., LTD. Electronics Div.

1-36 Noritake Shinmachi, 3 Chome, Nishi-Ku, Nagoya, Japan
Phone: (052) 562-0336 FAX: (052) 581-1679 TLX: 59738

REPRESENTATIVES

WA, OR: (503) 684-1671 Components West, Inc. **No. CA, NV:** (415) 961-1422 Westech Sales **So. CA:** SD (619) 292-1771 / OC (714) 891-4621
 ELSCO **TX, OK, AR, LA:** (214) 386-4888 Norcom, Inc. **CO, UT:** (303) 794-4684 MRC **OH, WV, W. PA, KY:** (216) 461-6161 Arthur H. Baier
No. IL, So. WI: (312) 439-9810 Coombs Asso., Inc. **AL, GA, MS, TN:** (205) 533-1730 Interep Asso. **IN:** (317) 844-4842 Fred A. Dorsey & Asso., Inc.
No. WI, MN, No. IA, ND, SD: (612) 536-9512 Tech. Components **N.E.:** (508) 788-0316 Int. Mktg. Group **PA, MD, DE:** (215) 233-0333
 C.H. Newsom & Associates **FL, Puerto Rico:** (407) 831-8233 Semtronic Asso., Inc. **NY, NJ:** (201) 376-3324 F.F. Sylvester Asso. **VA:** (804) 740-0063
 Glasscock Asso. **NC, SC:** (919) 782-8100 C-Tech Sales Co. **CANADA:** (416) 671-8111 Gidden Morton Associates

New controller provides simultaneous control of two, independent power supplies.

The PIA 3200 Controller allows a user to set the voltage and output current, and measure or read back the set values. A pair of fully isolated channels provide for the control of two independent, regulated power supplies such as the PAK series of burn-in switchers, and high-current PAD-L/LP supplies.

An advanced GPIB interface function and sequence control mode, used for programmable control, enables DC power supplies to be compatible with automated measuring systems and provides for up to 56 settings of the output voltage, output current, overvoltage and voltage drop protection for each channel. The programming format conforms to IEEE-488.

The sequence control mode permits storage of each DC power supplies' settings and execution times, up to a maximum of 256 steps per sequence, via the GPIB interface. Storage and recall of up to six sequence patterns between any consecutive addresses can also be achieved. Normal speed mode is 50 msec-130 min/step; high speed mode is 0.2 msec-999.8 msec/step.

DC switchers offer low-noise, high power in a compact package.

New, low-noise DC CC/CV power supplies combine high current, small size and high power density for systems or bench applications. Output voltages range from 0-6 to 0-60 VDC with capacities of 350 W, 700 W and 1000 W.

Power densities of the PAK series range up to 2.5 watts per cubic inch. A typical 1000 W supply is packaged in a 19-lb. 5" x 8" x 14" enclosure.

Overall efficiency of 80% reduces power consumption, system heat radiation, and cost per watt. Line and load regulation averages $\pm 0.30\%$ over the full input range. Ripple is typically 2% of nominal output at full load current.

New 50 W, 150 W and 300 W modular electronic loads can test multiple output power supplies, batteries, capacitors, and process control I/O ports.

These rack-mounted loads are ideally suited for use in systems applications such as burn-in power supply testing and battery and capacitor discharge tests.

A single rack mount, for example, accommodates up to eight 50-watt, four 150-watt, two 300-watt loads or various combinations up to 600 W. Depending upon the capacity, input voltages may range from less than 2 to 60 VDC.

The constant current, contact voltage and constant resistance modes may be remotely controlled using external voltage. Computer control for the PLZ-WU series is available using the GPIB bus.

New software-controlled power test systems provide fast, flexible test solutions without expensive programming.

The KITS (Kikusui Intergrated Test Systems) software package, built around National Instruments Lab Windows™, is a powerful window-oriented, menu-driven environment with interactive developmental capabilities that allows the user to plug in a variety of programmable instruments from various manufacturers. Directly available from Kikusui are digital scopes, electronic loads, AC & DC power sources and hi-pot test systems. The system provides optimal instrument control, ease of programming and simplified characterization of the Unit Under Test (UUT). In addition to running tests, this combination hardware/software system offers the necessary tools to analyze, display and store test parameters and data.

Kikusui International

19601 Mariner Avenue, Torrance, CA 90503
800/545-8784 or 213/371-4662

6801/6301/68HC11

8-BIT NMOS AND CMOS

AVAILABILITY: Now.

COST: From less than \$3 to \$20 (1k).

SECOND SOURCE: Hitachi, SGS Thomson, and Toshiba. Hitachi second-sources the 6801 and calls the part 6301. SGS Thomson sources the 6801. Toshiba is a second source for 68HC11 devices.

Description: 6801 is a large, expandable, single-chip version of the 6800, with enhancements that include 10 more instructions, serial I/O, 8x8-bit multiplication, and a multifunction 16-bit timer. 68HC11 has a second 16-bit-wide register; an 8-function timer; a 2-function pulse accumulator; an enhanced UART (SCI); a 1-MHz serial shifter; an 8-channel, 8-bit A/D converter; and a 512-byte EEPROM. One-time-programmable/mask versions include as much as 24k-bit on-chip EPROM/ROM and built-in device selects and bank switching circuits for as much as 20-bit addressing.

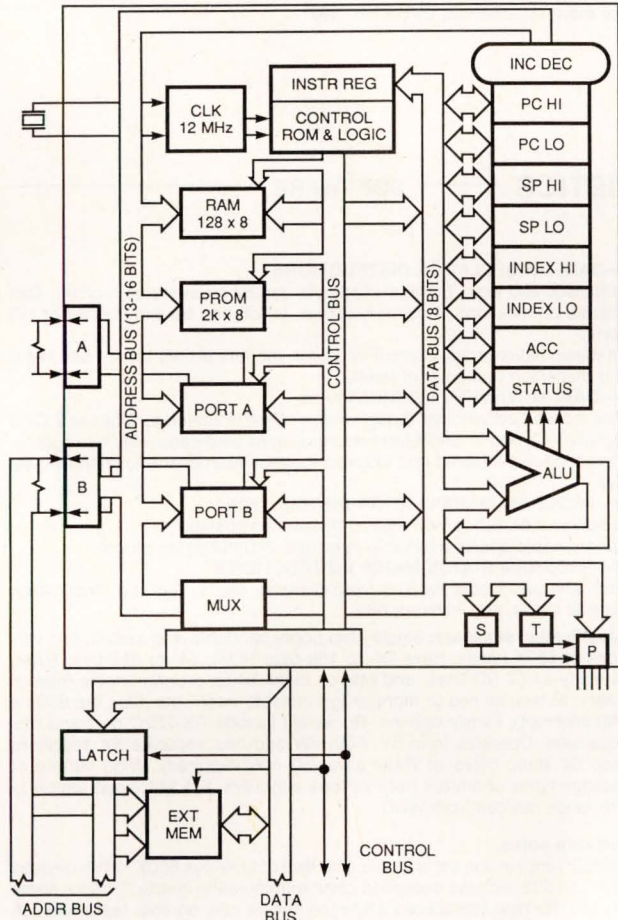
Motorola Microprocessor Products Group
 6501 William Cannon Dr W
 Austin, TX 78735
 Phone (512) 891-2000
 For more information, Circle No. 357

Status: This family has been well received. Motorola is now following migration of customers to more powerful single-chip devices and is concentrating on the 68HC11 enhancement of the 6801, such as increased on-chip EEPROM. The company is also adding various peripheral functions in many of the family derivatives.

HARDWARE

CHARACTERISTICS

SOFTWARE



Hardware notes:

- Diagram is for 6801. See table for other family members.
- Motorola provides one-time-programmable versions of some HC11 family members that have EPROM program memories in inexpensive windowless packages for one-time programming in moderate-volume production (to 10k).
- Motorola's 68HC11 is a much enhanced 6801. 68HC11A8 has a 512-byte EEPROM; 68HC811E2 has a 2k-byte EEPROM; 68HC711E9 has a 12k-bit EPROM; 68HC711K4 has a 24k-bit EPROM.

I—DATA-MANIPULATION INSTRUCTIONS

Arithmetic and logic. Instructions to take advantage of 2 accumulators, including 8x8-bit multiply. 68HC11 has additional 16-bit operations, integer and fractional divides, and bit manipulation.

II—DATA-MOVEMENT INSTRUCTIONS

Can reach the first 256 locations of memory with short instructions. Can list-process efficiently with the index register (2 on 68HC11) and can add accumulator to index register within a 64k-byte range. Relative addressing allows data relocation. Has 16-bit load and store.

III—PROGRAM-MANIPULATION INSTRUCTIONS

Has PDP-11 branches and conditional branches. Has unlimited subroutine nesting via stack pointer, addressing LIFO stacks in RAM. Eight levels of prioritized, vectored interrupts (21 on 68HC11).

IV—PROGRAM-STATUS-MANIP INSTRUCTIONS

Instructions for storing status register or transferring to or from accumulator. 68HC11 has additional active bits related to stop mode.

V—POWER-SAVING INSTRUCTIONS

6301 has sleep instruction. 68HC11 has Stop and Wait instructions similar to 146805 but with disabling provision via a bit in the status register.

Specification summary: Expandable single-chip μ C with common-memory architecture in which all instructions, data, I/O, control, and data registers share the same memory space. This scheme allows I/O to be handled like memory with all instructions applying. Instruction set is upwardly compatible with 6800, with 10 additional instructions for 6801 and 88 new op codes for 68HC11. The ROM, RAM, and I/O resources for 6801 and 68HC11 families are detailed in the table. Internal bus speed to 2 MHz for 6801 and from dc (asleep) to 4 MHz for 68HC11. The 6801 is fabricated in NMOS, the 6301 is fabricated in CMOS, and the Motorola 68HC11 is fabricated in static CMOS to allow dormant, micropower "asleep" state. 6801 in 40-pin DIP, 6301 in 64-pin DIP and flatpack, and 68HC11 in 48-pin DIP and 52-, 68-, and 84-pin PLCCs.

Software notes:

- 6801 has all 6800 μ P instructions plus 10 new ones to handle additional resources such as advanced serial I/O ports and timers.
- 68HC11 has enhanced 6801 instruction set with 88 additional op codes.

Part	Description	Memory			Internal bus speed	I/O		Timer event ctr	Pins
		ROM	RAM	Ext		Parallel	Serial		
6801	Expandable 1-chip μ C	2k	128	64k	0.5M-2.0M	29	3	3x16	40
68701	EPROM version of 6801	2k	128	64k	0.5M-2.0M	29	3	3x16	40
6803	ROMless 6801	—	128	64k	0.5M-2.0M	13	3	3x16	40
68HC11	CMOS with UART, serial I/O, 8-bit A/D converter (Also 512 EEPROM)	24k	768	2M	0-4M	28	6	4x16	48 (DIP), 52, 68, 84 (QUAD)

Note: Parts have two external interrupts.

HARDWARE

SUPPORT

SOFTWARE

From Motorola: For 6801 family, M68701EVM is an evaluation module that has a port for terminal and a port for any RS-232C host and will program 68701 EPROM parts. For 68HC11, the similar M68HC11EVM. Also M68HC11EVB boards (\$168.11) for evaluating single-chip configuration of HC11s. For both 6801 and 68HC11, the under \$3000 PC-based CDS8 Jewelbox series of development systems features real-time, non-invasive in-circuit emulation with real-time tracing and other debugging capabilities.

From SGS Thomson: INICE4-8 development and emulation system.

From others: Third-party hardware development systems, such as CT68HC11 (\$5000 to \$6000) from Ashling Microsystems Ltd (Limerick, Ireland).

From Motorola: You can obtain software free for downloading over phone lines by calling (512) 891-3733. C compiler runs on Unix System V for 68HC11. For the least expensive approach, use 6801 parts with Lilbug monitor in on-chip ROM (MC6801L1).

From SGS Thomson: Interactive development software.

From others: Cross macroassemblers and linking loaders, some relocatable, run on popular minis and personal computers. For example, C compiler from Archimedes (San Francisco, CA) runs on the IBM PC (\$995) and DEC VAX (\$3995 to \$5995).

6500/1, 65C124, 65C265, 50740, 37700

8-BIT (AND 16-BIT) NMOS AND CMOS

AVAILABILITY: Now for all NMOS and most 8-bit CMOS parts.
COST: Prices range from \$2 to \$20 according to complexity of part and volume. Volume leader Mitsubishi's prices range from \$4 to \$60.

SECOND SOURCE: NCR (licensed) and California Micro Devices for Rockwell NMOS parts. Western Design Center (WDC) has licensed a number of suppliers worldwide for its CMOS designs.

CORE: Standard megacell in libraries of NCR, Mitsubishi, WDC, SMC, and several others. Widely used because of compact 6502 die size.

Description: There are three different sources for single-chip versions of the 6502 μ P: the original 6500/1 NMOS family from Rockwell, the new 65C124 and -134 CMOS family from WDC, and the 50740 CMOS family from Mitsubishi. Most parts are 100% software compatible with 6502, although in some cases enhanced instructions such as bit manipulation have been added. Because of the small size of the 6502 core, many parts take a standard-cell ASIC approach. Vendors claim these 1-chip sets have a speed advantage over competing single-chip devices due to the 6502's 2-cycle bus and pipelining.

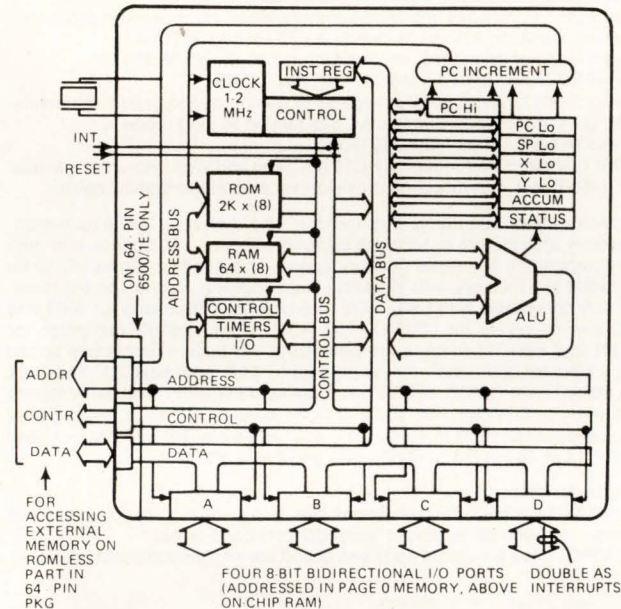
Status: Mitsubishi's 50740 Series is a top volume leader among 8-bit μ Cs. Mitsubishi's explanation for the part's success is its use in Japanese consumer products. Standard or custom 50740s are found in products from Hitachi, JVC, Sanyo, and Minolta.

Rockwell International
 Digital Communications Div
 4311 Jamboree Rd
 Newport Beach, CA 92658
 Phone (800) 854-8099; in CA (800) 422-4230
 For more information, Circle No. 358

Mitsubishi Electronics America Inc
 1050 E Arques Ave
 Sunnyvale, CA 94086
 Phone (408) 730-5900
 For more information, Circle No. 359

Western Design Center Inc
 2166 E Brown Rd
 Mesa, AZ 85203
 Phone (602) 962-4545
 For more information, Circle No. 360

HARDWARE CHARACTERISTICS SOFTWARE



- Hardware notes:**
1. Diagram favors initial Rockwell 6500/1 version. Most other versions are more complex.
 2. Mitsubishi 740 Series parts are all CMOS and have as many as 16k bytes of ROM and 512 bytes of RAM. Some models have special functions such as UARTs, 8-bit A/D converters, LCD drivers, or high-voltage (-35V) outputs. Some have 56 pins of I/O.
 3. Mitsubishi's new CMOS M37700 version has an 8-bit external/16-bit internal data bus, much like the 68C816 version of the 6502 μ P. On chip, it can have as many as 32k bytes of ROM, 2k bytes of RAM, eight 16-bit timers, 2 UARTs, 1 watchdog timer, and an 8-channel 8-bit ADC. Memory is expandable to 16M bytes off chip.
 4. WDC's first part, 65C124, has been joined by 65C134—a 6502 core μ P—which includes a low-power LAN connection and UART.

- I—DATA-MANIPULATION INSTRUCTIONS**
 Arithmetic and logic. Decimal mode via control bit in status register. Can operate on locations in memory space, which can be either RAM or I/O ports. Bit-manipulation enhancement on some models allows bit set and reset and branching on bit set or reset.
- II—DATA-MOVEMENT INSTRUCTIONS**
 True indexed addressing, though index offset is limited to 8 bits in 2 CPU registers—X and Y. Short-form addressing to zero page. Has two sophisticated indirect-indexed and indexed-indirect instructions for handling tables.
- III—PROGRAM-MANIPULATION INSTRUCTIONS**
 Conditional branches with signed relative addresses. Nonmaskable and/or maskable interrupt, depending on model.
- IV—PROGRAM-STATUS-MANIP INSTRUCTIONS**
 Push and pull status register from memory stack. Set and clear carry, decimal mode, and interrupt bits.
- Specification summary:** Single-chip nonexpandable and expandable versions of 650X family. Have 2k- to 16k-byte ROM, 64- to 512-byte RAM, as many as 52 I/O lines, and one or more 16-bit programmable interval timers, as well as two or more programmable interrupts (plus the 650X's NMI interrupt). Family options (Rockwell) include RS-232C port and bus expansion. Operates from 5V, 500 mW and has separate 5V supply to keep 64 static bytes of RAM alive (50 mW required). Wide variety of package types and sizes from various suppliers. Full MIL-spec temperature-range devices from WDC.

- Software notes:**
1. 6500/1 instruction set is identical to that of previous 650X family devices such as 6502, with the exception of bit-manipulation instructions for some devices. No new instructions added to handle new on-chip features such as timers and I/O because the μ P handles them as if in external memory space.
 2. Mitsubishi chips have some added instructions.
 3. WDC's 65C134 adds some instructions and an operating voltage range of 1.8 to 5.25V.

HARDWARE SUPPORT SOFTWARE

From Rockwell: R6500/1 personality card (\$995), which plugs into LCE System (\$1250) uses emulator part, the 64-pin 6500/1E (\$75). Backpack part will be ROMless 40-pin R6500/1EAB (\$42), into which you can plug industry-standard EPROMs.

From Mitsubishi: Debugging machine PC4000E (\$1000) with in-circuit-emulator (ICE) cards for each device model (\$750 to \$1500).

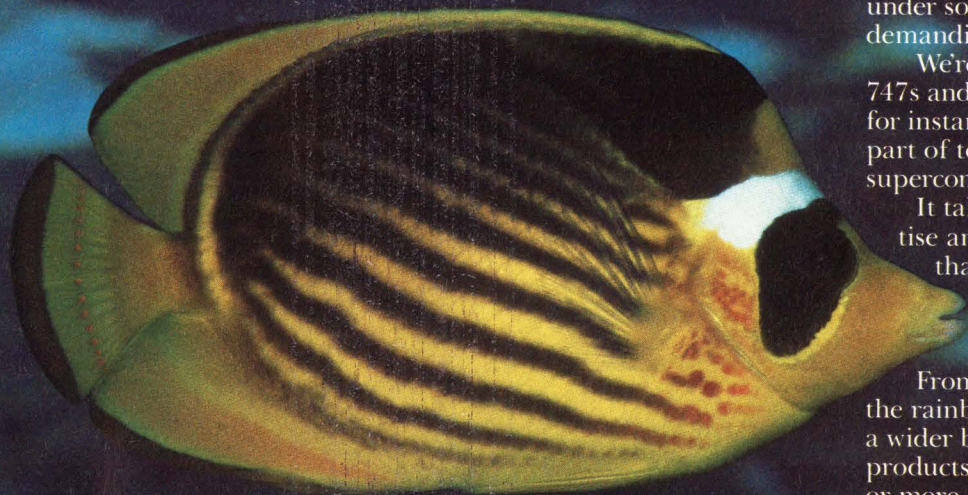
From WDC: Toolbox Design System ICE for W65C124 runs on an Apple IIGS host and can communicate with an IBM PC via a serial port (\$4995).

From Rockwell: Because the 6500/1 emulator runs on LCE system and Aim-65 (Dynatam, Irvine, CA), you can use existing 6502 program-development software. A debugging monitor is available for all 6500/1 and 6500/11 devices, and the macroassembler supports enhancement instructions. Cross software available.

From Mitsubishi: Cross software for MS-DOS. (Has plans for a C compiler and Forth interpreter.)

From WDC: Many software packages available from third parties for the W65C02/W65C816 μ Ps.

Thanks to us the government knows this is not an enemy sub.



Here in the lonely depths off America's coast, sophisticated listening devices assure our defense forces a passing butterfly fish is not an enemy intruder.


On board each device are ITT Cannon microminiature connectors.

In fact, you'll find Cannon microminiature connectors performing in some of the nation's most critical projects, under some of the world's most demanding conditions.

We're in pacemakers, 747s and Minuteman missiles, for instance. And we're part of today's advanced supercomputers.

It takes the design expertise and innovative solutions that ITT Cannon offers to meet these types of challenges. And yours.

From under the sea to over the rainbow, no one provides a wider breadth of connector products at competitive prices or more engineering know-how. Maybe that's why we've been the leading force in microminiature technology for over 25 years running.



So why fish around for a connector company when you can enjoy the depth and strength of the leader. ITT Cannon.


For application assistance or to request our new brochure, call us at (714) 557-4700 today. Or write ITT Cannon, 666 E. Dyer Rd., P.O. Box 929, Santa Ana, CA 92702-0929 FAX: (714) 754-2142.

ITT Cannon
AN ITT EMC WORLDWIDE COMPANY
Discover our strengths.

CIRCLE NO. 83

THE NO COMPROMISE 22V10

Programmable logic always has been a give-and-take affair. If you wanted speed, the price was power—lots of it. And, if you tried to cut power, you lost the speed. It seems you could have either one or the other—but not both. **NOW YOU CAN HAVE THE BEST OF BOTH WORLDS.**



Announcing the AT22V10-15—the no compromise 22V10.

Talk about fast. A blazing 15 nanoseconds. That's fast enough for those advanced 32-bit systems you're designing today for tomorrow's machines.

And it's cool. When you plug in the AT22V10 you won't even think it's on. It typically draws a stingy 55 milliamps

and never asks for more than 90 milliamps.

So, if you're tired of having to compromise. Don't. Call Atmel, the home of the no compromise 22V10. If you're not sure yet that we make the best CMOS 22V10 in the whole world drop us a note on your company's letterhead, and we'll send you one. Or in the U.S. call us at **1-800-292-8635.**

ATMEL CORPORATION
2125 O'Neil Drive
San Jose, CA 95131



The people who make the difference.

CIRCLE NO. 14

Tel. (408) 441-0311
FAX (408) 436-4200

EDN November 22, 1990

Z8, SUPER8

8-BIT NMOS AND CMOS

AVAILABILITY: Now for ROMless and 1k-, 2k-, 4k-, and 8k-byte parts; 2k- and 8k-byte EEPROM; and one-time programmables at 8, 12, 16, and 20 MHz. Sharp and Zilog have CMOS now. SGS Thomson has 4k-byte EPROM and 8k-byte ROM.

COST: Less than \$3.50 for NMOS Z8 in volume. \$3.60 for NMOS Super8 in volume. (28-pin version for \$1.) Less than \$5 for CMOS Z8.

SECOND SOURCE: SGS Thomson (licensed); Sharp for both NMOS and CMOS; VLSI Technology for CMOS.

CORE: From Zilog and VLSI Technology. SGS Thomson aims to convert NMOS Z8 designs to its CMOS ST9 core.

Description: Z8 is a single-chip μ C that is a composite of many machines. You can't necessarily use its powerful features simultaneously, a common problem with single-chip units. Not really compatible with supplier's Z80 or Z8000 because architecture is so different; closest to Z8000. However, slave Z8 versions interface to Z80 and Z8000 buses. Super8 version has more of everything: more data and program memory, more on-chip peripherals, more instructions.

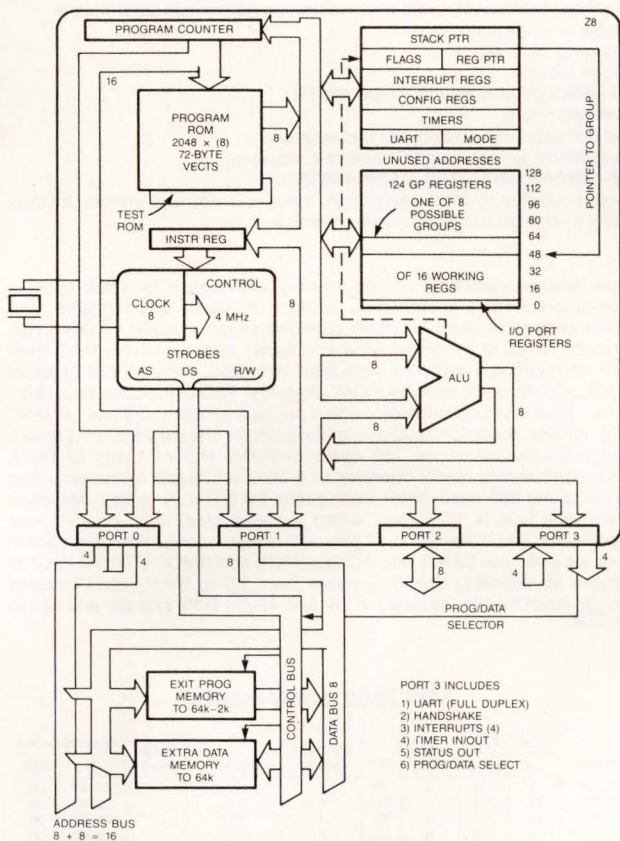
Zilog Inc
210 Hacienda Ave
Campbell, CA 95008
Phone (408) 370-8000
For more information, Circle No. 361

Status: According to Zilog, Z8 volume is growing at a compound annual growth rate of 33% and Z8 has had several hundred design wins (many in Far East); some of these design wins are now going into production. Meanwhile, second-source SGS Thomson has turned its CMOS efforts to its ST9, a proprietary enhancement of the Z8, which SGS Thomson uses for an ASIC building block.

HARDWARE

CHARACTERISTICS

SOFTWARE



Hardware notes:

1. Diagram applies to basic 2k-byte version. Many other versions exist.
2. The 124 working registers (272 on Super8) are truly general purpose. Any one can be used as an accumulator or indexer.
3. The register pointer singles out a "workspace" of 16 working registers for fast access. Eight such workspaces are possible in the 124-register space (16 in Super8) and provide a mechanism for fast context switching upon interrupt.
4. SGS has not announced any CMOS Z8s. Instead it has introduced an S9 ASIC core in 1.5- μ m CMOS. According to SGS, this core reaches 12 MHz (24-MHz external clock).

HARDWARE

SUPPORT

SOFTWARE

Development packages are available from JK Engineering (Singapore, 65-744-8414). In the US, IAM (Sacramento, CA) distributes JK Engineering's products. Development packages in various configurations are also available from Zilog Inc (Campbell, CA) and Inner Access (Belmont, CA). Emulation packages are available from Orion Instruments (Redwood City, CA), Microtek (Beaverton, OR), Creative Technology (Atlanta, GA), and Sophia Systems (Santa Clara, CA). This list isn't exhaustive.

I—DATA-MANIPULATION INSTRUCTIONS

Add, add with carry, decimal adjust, increment byte and word, decrement byte and word, subtract, and subtract with borrow.

Multiply and divide added to Super8 version.

Logicals: AND, compare, complement, OR, and exclusive OR.

Rotates and swaps.

Bit manipulation: test under mask, test complement under mask, and logical tests of bits.

II—DATA-MOVEMENT INSTRUCTIONS

Address modes: immediate, register, register pair, indirect register, indirect register pair, direct, indexed, and relative.

Block transfer: load constant autoincrement, load external autoincrement.

Load: clear, load, load constant, load external, and pop and push.

III—PROGRAM-MANIPULATION INSTRUCTIONS

Call, decrement-and-jump on nonzero, interrupt return, jump conditional, jump relative conditional, and return.

IV—PROGRAM-STATUS-MANIP INSTRUCTIONS

Set, reset, and complement of carry flag.

Note: Ability to set, reset, and test any bit or combinations of as many as 8 bits lets any byte function as a user flag register.

Specification summary: Unique architecture with 3 memory spaces: program memory (0, 2k, 4k, or 8k bytes in internal masked ROM; rest to 64k bytes can be external), data memory (to 64k bytes external), and CPU register file (256-byte space that includes 124 general-purpose working register/accumulators). Executes 129 instructions at 0.6 to 3.0 μ sec at 8-MHz internal clock (16-MHz oscillator). Has built-in duplex UART (96k bps) and two 8-bit timers, each with 6-bit prescaler. Enhanced Super8 has 352 bytes of on-chip data and control registers, 256 of which are general purpose. New multiply and divide instructions on Super8. Its on-chip peripheral functions include DMA, two 16-bit timer/counters, maximum of 40 I/O lines, full-duplex UART, and optional synchronous/asynchronous serial channel. Has 600-nsec interrupt response with 37 interrupt sources.

Software note:

The data- and program-manipulation instructions use the working registers in the CPU. The instructions that apply to the external data RAM are essentially just loads and stores. (There is a similarity to RISC philosophy.)

7000 FAMILY

8-BIT CMOS

AVAILABILITY: Now.

COST: TI pricing: \$1.60 to \$3.50 (100k) for standard CMOS masked-ROM versions.

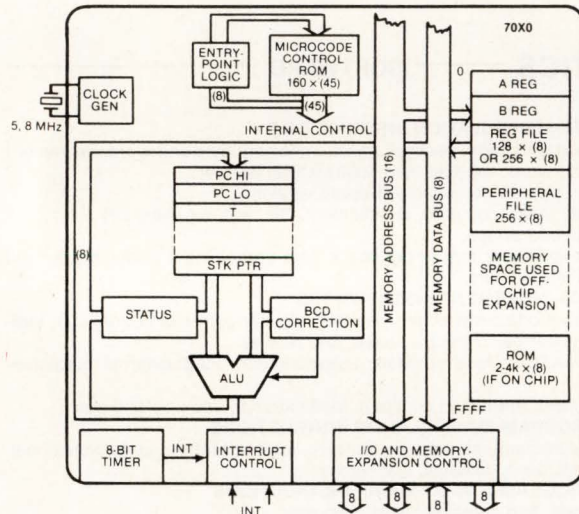
SECOND SOURCE: Microchip Technology and Seeq for NMOS versions only. Note that each supplier is extending the family in different directions, so direct second sourcing is limited.

Description: Software-compatible family of NMOS and CMOS 8-bit, expandable single-chip μ Cs. A full-duplex UART, enhanced timers, and interrupts are incorporated in high-end family members. Instructions typically perform combined load, operation, and store functions, thereby increasing overall system performance and code efficiency.

Texas Instruments Inc
Microprocessor and Microcontroller Products Div
Box 809066
Dallas, TX 75380
Phone (800) 232-3200
For more information, Circle No. 362

Status: Primary supplier TI has switched its emphasis to CMOS models with expanded features. Low-end devices (70CT20/40) offer an alternative for designers who are using 4-bit μ Ps but seek a low-cost 8-bit alternative.

HARDWARE CHARACTERISTICS SOFTWARE



I—DATA-MANIPULATION INSTRUCTIONS

Add, subtract, 8×8 -bit multiply, and BCD. Logicals, increment, and decrement. Rotates right and left. Bit test.

II—DATA-MOVEMENT INSTRUCTIONS

Dual-operand moves avoid time wasted going through accumulator. Apply to many instructions. Indexing via B register. 16-bit moves.

III—PROGRAM-MANIPULATION INSTR

Call and return. Bit test and jump on both I/O and memory. Conditional jumps using PC-relative addressing.

IV—PROGRAM-STATUS-MANIP INSTR

Status register contains carry, sign, zero, and interrupt enable. Instructions to change carry and interrupt enable.

Specification summary: Unified-memory architecture in which application-program ROM (in EPROM), working registers, I/O registers, and some control registers all share common memory space of 64k bytes (except TI 70CTXX models). Low-end family members have 8-bit timer with capture latch and 5-bit prescaler; interrupt; 128 and 256 bytes of RAM; and 2k or 4k bytes of ROM. High-end 70C42 includes two 16-bit timers (one with capture latch), which are cascaded to 26 bits; a UART with an 8-bit timer for baud-rate generation (or usable as a third timer); programmable interrupts; 256 bytes of RAM; and 4k bytes of ROM. High-performance model operates to 6 MHz with basic microinstruction cycle taking 333 nsec. Most instructions take 5 to 9 cycles. Minimum instruction time is 1.25 μ sec, which includes load, logic or arithmetic operations, and store. I/O to 32 pins with some models, including special functions such as UARTs and ADCs. NMOS and NMOS-EPROM devices require 5V supplies; CMOS operates over 2.5 to 6V V_{CC} and includes power-down modes. Available in 28- and 40-pin DIPs and 28- and 44-pin PLCCs.

TMS 7000 family matrix

Model	ROM RAM (bytes)		Clock (MHz)	I/O	Interrupt levels	Timers	Serial port	Power required	
	ROM	RAM						V	mW
70C00	0	128	6	32	4	13 bit	—	2.5-6.0	30
70C20	2k	128	6	32	4	13 bit	—	2.5-6.0	30
70CT20	2k	128	6	20	4	13 bit	—	4.5-5.5	30
70C40	4k	128	6	32	4	13 bit	—	2.5-6.0	30
70CT40	4k	128	6	20	4	13 bit	—	4.5-5.5	30
70C02	0	256	6	32	6	21, 21, 10 bit	UART	2.5-6.0	30
70C42	4k	256	6	32	6	21, 21, 10 bit	UART	2.5-6.0	30

Hardware note:

Supplier uses a "strip-chip" architecture to keep registers and control elements in isolated, self-contained modules in silicon, then uses a single layer of metal to interconnect chip. This approach is similar to the cell-library, semicustom approach and useful for the same reason. Changes can be made easily, which helps TI bring out new models or give large customers special variants.

HARDWARE SUPPORT SOFTWARE

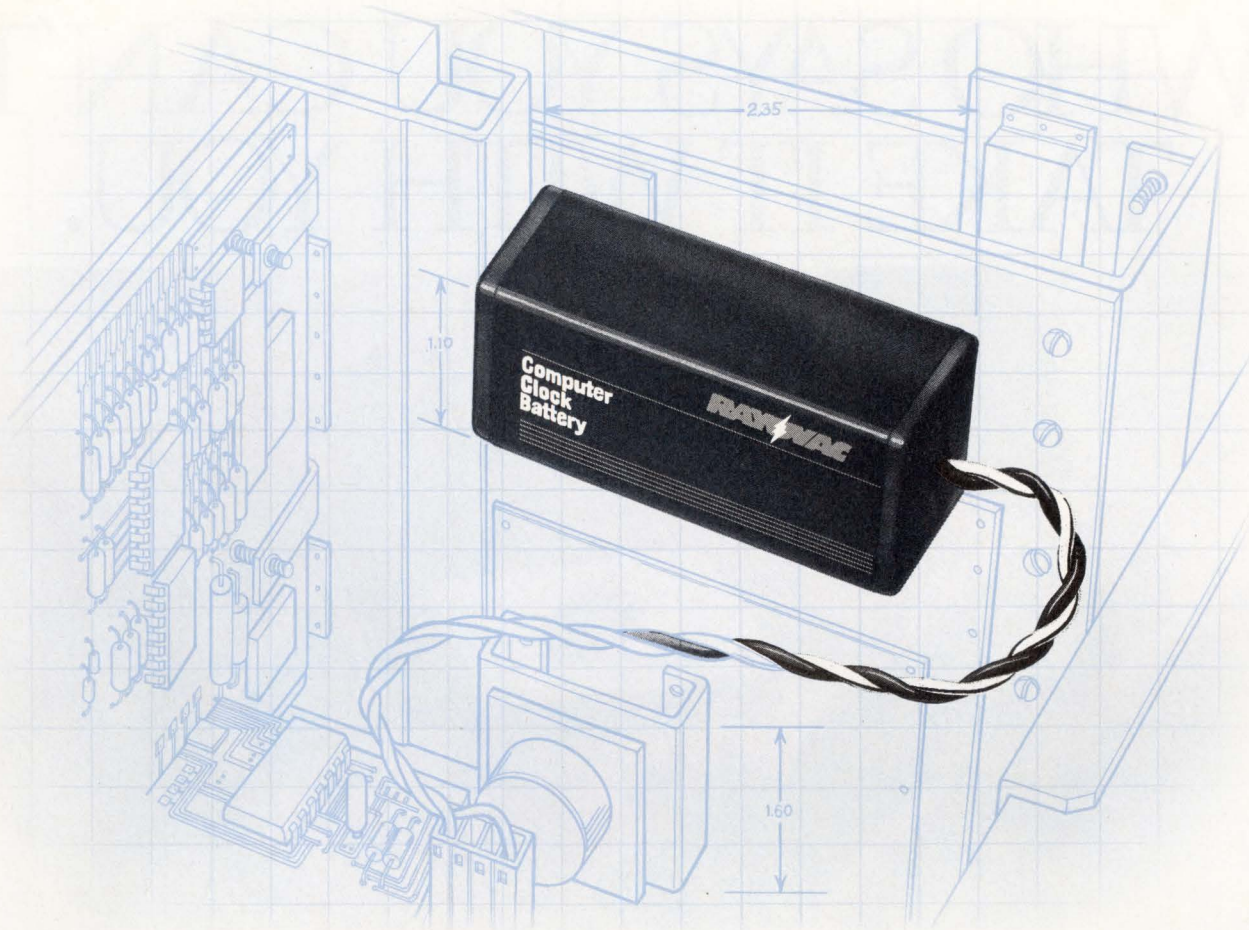
From TI: XDS development system (\$5900). It provides in-circuit emulation, target-system debug (with breakpoints and logic-state trace), and RS-232C link to host computer or terminal. EVM evaluation board (\$795) provides in-circuit emulation, programs SE77C42 and EPROMs, and has serial interface to standard terminals. Piggyback devices accept 27C64 and 27C128 EPROMs. SE70CP160 CMOS piggyback device supports prototyping for 70C20, 70CT20, 70CT40, and 70C40 μ Cs. SE70CP162 CMOS piggybacking device and SE77C42 support prototyping for 70C42.

From TI: Cross-assembler and linker to run on MS-DOS-based PC that may serve as host for XDS. DEC VAX VMS assembler/linker support is also available.

From Cybernetic Micro Systems (San Gregoria, CA): Assembler, simulator, and debugger to run on IBM PC.

From Allen Ashley (Pasadena, CA): Cross-assemblers and emulators to run on IBM PC.


Literature: TI 7000 family data manual with applications.



WHY MORE COMPANIES ARE PLUGGING US INTO THEIR DESIGNS.

Today the Rayovac 844 computer clock battery is specified by 23 system architects worldwide. Its proven reliability safeguards the configuration file memory in 286/386/486 personal computer products, especially in power-down situations.

Maintaining voltage is just one way the Rayovac 844 delivers superior reliability. It also offers long life, a 3-5 year span, plus safety no



The 844 ensures IC voltage above the critical 3.0V level maintaining clock stability and configuration file memory.

lithium battery can match.

The 844 is compatible with industry standard chip

sets: Chips & Technology; VLSI Technology; Western Digital; Zymos and Intel. And it's made in the U.S.A., with on-time delivery available around the world.


So plug added reliability and service into your design. Specify a Rayovac 844. Call Rayovac's Technical Sales & Marketing Department for complete information and battery specifications at 608-275-4694.



The power of innovation

© 1990 Rayovac Corporation

WHO SAYS YOU CAN'T TAKE IT WITH YOU.



IT'S POWERFUL. PORTABLE. AFFORDABLE.
AND BEST OF ALL, IT FLIES.

Thanks to Motorola's new CDS8/05 Compact Development System, you can develop products and applications using our industry-standard 68HC05 Family of 8-bit microcontrollers faster than ever before.

How? Simple. The CDS8/05 is smaller (it measures just 12" x 11" x 2" and weighs under three pounds) than any other system in its power range. So you can use it with a portable laptop PC to debug hardware and software *anywhere*: At home. In the office. Or in the field.

All at a price that's as much as \$5,000 less than you'd pay for any other system with this much power.

THE SKY'S THE LIMIT.

This first member of Motorola's compact Jewelbox Family of development systems provides a complete professional development environment. It includes a high-speed, non-invasive, 68332-driven emulator. Real time capabilities. Highly integrated emulation features. A powerful bus state analyzer. And remote operating ability via an optional DC power supply or rechargeable battery pack.

When used in the actual development environment, the CDS8/05 can store data, run a program, or troubleshoot in the service/test mode.

Hook the CDS8/05 to your target system and a MS/DOS[®]-based PC-compatible and you can capture real-time data during program execution, reducing development time. The CDS8/05 quickly flags errors as they occur, speeding the debug process even more.

THE SYSTEM FOR DESIGNERS WHO ARE GOING PLACES.

Return the coupon below and we'll send you more details about Motorola's new CDS8/05. The fastest way to get your next 68HC05 design off the ground.



EDN 11/22/90

Ready for take off? We'll rush you full details on Motorola's CDS8/05 Development System. Simply mail this coupon to:

Motorola, Inc., P.O. Box 1466, Austin, Texas 78767

Name _____
Company _____ Title _____
Address _____
City _____ State _____ Zip _____
Phone _____

MS/DOS is a registered trademark of MicroSoft Corporation



MOTOROLA

© 1990 Motorola Inc.

8085AH/80C85

8-BIT NMOS AND CMOS

AVAILABILITY: Now.

COST: Prices for these older multisourced parts have dropped to \$1 and below, with prices as low as \$0.65 for volume purchases. CMOS parts, especially faster ones, are more expensive. Radiation-hardened CMOS parts are very expensive (\$300 to \$800).

SECOND SOURCE: 8085: NEC, Toshiba, and Mitsubishi. 80C85: Harris, Newbridge Microsystems, and Oki. Harris supplies nuclear-radiation-hardened CMOS to military and aerospace customers.

CORE: Newbridge offers 80C85B macrocells in its ASIC library.

Description: Based on the older 8080 μ P, this family has proven to be a good general-purpose, midrange μ P, though not the most efficient one for small programs. 8085 executes 8080 instructions, but with simpler hardware. Z80 (see pg 120) is an enhanced 8080 but has different package pinouts and bus operation. The new 8086 (see pg 128) is only vaguely software compatible, but the 8-bit-bus 8088 version of 8086 can interface to 8080 and 8085 peripherals.

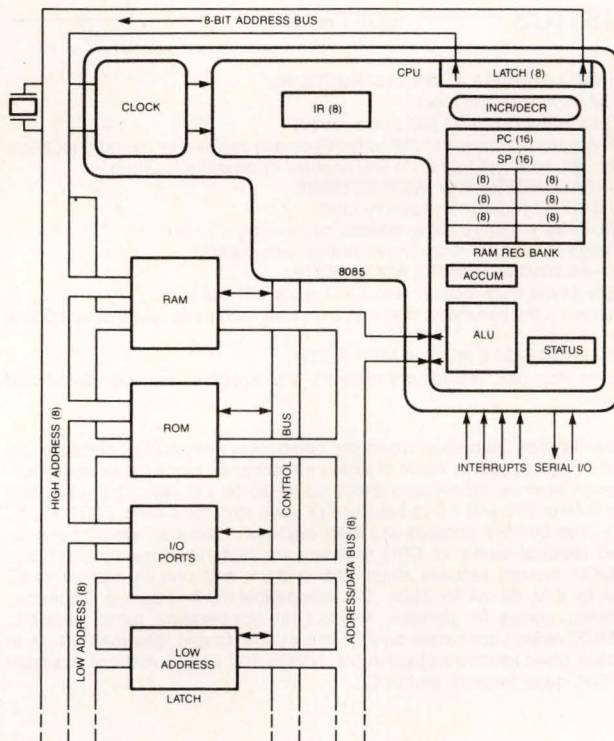
Intel Corp
3065 Bowers Ave
Santa Clara, CA 95051
Phone (408) 987-8080
For more information, Circle No. 363

Status: The venerable 8080—the μ P that gave legitimacy to the μ P revolution—is obsolete. Sales of the 8085 are also falling off, according to Dataquest figures.

HARDWARE

CHARACTERISTICS

SOFTWARE



I—DATA-MANIPULATION INSTRUCTIONS

Arithmetic and logic.
BCD arithmetic.
Double-precision operations (instructions string 2 data bytes together as 16-bit word).

II—DATA-MOVEMENT INSTRUCTIONS

Uses 3 pairs of so-called general-purpose registers as pointers in CPU RAM bank to address low- and high-order bits of 16-bit memory address. Can perform multiple indexing with these, but takes additional steps compared with classical index-register concept. 8085 has two additional instructions—RIM and SIM—that interface with new serial-I/O pins and interrupt system.

III—PROGRAM-MANIPULATION INSTR

Uses stack pointer to create LIFO stacks in external RAM for unlimited subroutine nesting.

All GP registers can be incremented and decremented.

Multiple-interrupt capability.

Bus controls allow addition of DMA.

IV—PROGRAM-STATUS-MANIP INSTR

Software access to status register.

Specification summary: Common instruction and data architecture (64k bytes) with optionally separate I/O space (256 addresses). Three 16-bit pointer registers allow efficient addressing of 64k-byte main-memory space. 78 basic instructions with 2- μ sec (typ) register-to-accumulator addition-execute time. 8085A has on-chip clock and needs only 5V. 5-MHz and CMOS versions of the 8085A available. The Newbridge Microsystems (Calmos) version officially supports the extended 8085 instruction set.

Hardware note:

The 8085 differs from the 8080 in that the 8085 has an on-chip clock, needs only a 5V supply, and has relaxed memory-access time. But because it multiplexes the lower 8 bits of address on data bus, it's not pin compatible with 8080. New pins gained by multiplexing implement address-latch strobe, four additional interrupts, and two serial-I/O lines. For small "few-chip" μ P systems, a designer can use 8155/56 and 8355/8755 combo chips with built-in address latches.

HARDWARE

SUPPORT

SOFTWARE

Most of the vendors of third-party μ P development systems have included 8080/8085 development components as a routine part of their catalogs. Typically, these systems use IBM PCs as hosts.

Most of the many companies that supply 8080/8085 development systems also supply the software. Also, many software houses have 8080/8085 software in every conceivable category.

AVAILABILITY: Now for 6-, 8-, 10-, and 20-MHz NMOS and CMOS versions.

COST: Because of the many aggressive second sources for this most widely used part, NMOS prices have dropped to between \$0.80 and \$1.10; CMOS prices have dropped to between \$1 and \$1.20 in high volume. The 10-MHz CMOS part costs \$2.50 (100).

SECOND SOURCE: Goldstar, NEC, SGS Thomson, Sharp, and Toshiba. Goldstar, SGS Thomson, Sharp, and Toshiba, as well as Zilog, have CMOS versions. Additional sources mentioned by Zilog are VLSI Technology and Rohm.

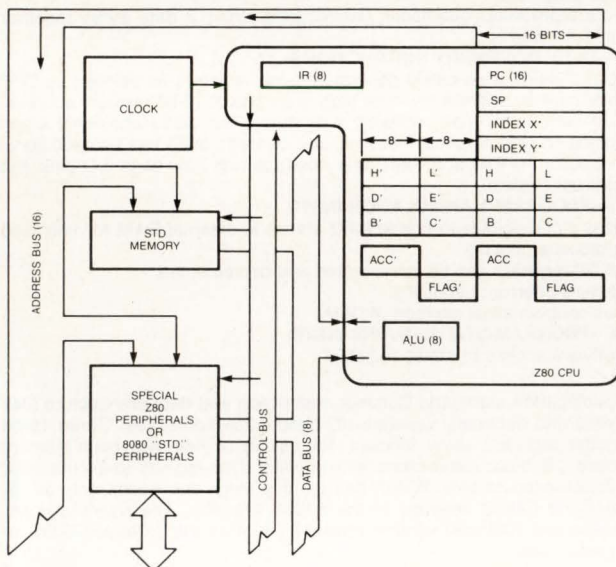
CORE: Zilog and Hitachi use the Z80 μ P as an ASIC core in their enhanced versions of this core, the 64180 and Z280. Zilog, Hitachi, and Toshiba are building a range of specialized processors around the Z80 core.

Description: Superset of widely used 8080/85; adds hardware and software features. Not pin-for-pin compatible with 8080 or 8085 but can use 8080 software and peripherals—although to do so would not take full advantage of Z80 and its peripherals, and it might require additional logic for interfacing. The Z80 and its peripherals are now available in quad flatpacks and all peripherals have been upgraded to run at 10 MHz. The 20-MHz version is only available from Zilog.

Zilog Inc
Intelligent Peripheral Controllers Product Line
210 Hacienda Ave
Campbell, CA 95008
Phone (408) 370-8000
For more information, Circle No. 364

Status: By far the most successful 8-bit μ P. The Z80 is still being used in new designs but may be superseded by the new enhanced versions. Of these, the Zilog Z180/Hitachi 64180 seems to be the most popular, but the Zilog Z280 represents the greatest Z80 enhancement. The Z80's momentum will probably last for the rest of this century, especially in ASIC-core form.

HARDWARE CHARACTERISTICS SOFTWARE



I—DATA-MANIPULATION INSTRUCTIONS

8-bit arithmetic and logic.
 16-bit arithmetic BCD add and subtract.
 Nine types of rotate and shift directly on any register or memory location.
 Can set, reset, or test bit in any register or memory location.

II—DATA-MOVEMENT INSTRUCTIONS

8- or 16-bit register or memory loads.
 Two index registers allow indexed addressing.
 Extensive memory-block move/search commands.

III—PROGRAM-MANIPULATION INSTR

Uses 16-bit stack pointer with LIFO stack with RAM.
 Relative-jump capability. Interrupt capability with three types of selectable response.

IV—PROGRAM-STATUS-MANIP INSTR

Seven flag bits, including arithmetic and overflow, can be stored and tested.

Specification summary: Upwardly compatible with 8080A software but adds 50 instructions, some of which are advance block-move and block-search macros. Instructions executed in 0.5 to 1.8 μ sec (1.5 μ sec avg) for 8-MHz Z80 and 1.0 to 5.5 μ sec (2 μ sec avg) for 4-MHz Z80A. 6-, 8-, 10-, and 20-MHz versions are also available. User can switch between two identical banks of CPU registers for fast response to interrupts. NMOS circuitry requires single-phase clock and one 5V supply at 60 mA for Z80, 90 mA for Z80A. TTL-compatible I/O and built-in automatic-refresh signals for dynamic RAMs. MIL-temperature parts available. CMOS version consumes only 15 mA at 4 MHz and less than 10 μ A in power-down (clock-stopped) mode. NMOS and CMOS versions available in DIP, quad flatpack, and PLCC.

Hardware notes:

- Support chips include peripheral interface, timer, serial communications, and DMA. All provide daisy-chained vectored interrupt for CPU and are being converted to CMOS.
- All Z80 enhancements are in CMOS. The first is the Zilog Z180/Hitachi 64180, to which many Z80 designers are converting. The second is the supplier's Z280, which boosts the Z80 into minicomputer performance. In addition, the NEC 78XX single-chip device is similar. Most are covered elsewhere in this directory.

HARDWARE SUPPORT SOFTWARE

Some of the many third parties that supply Z80 hardware support are Applied Micro, Boston Systems, Emulogic, Hewlett-Packard, Huntsville Microsystems, Nicolet, Orion, Sophia Systems, Tektronix, Zax, and Z-World. Contact nearest Zilog sales office for more information.

A variety of software supports the Z80 including assemblers and cross-assemblers, software simulators, high-level-language compilers, the venerable CP/M operating system (Digital Research), and the MS/X operating system, which is popular in Japan. Other third-party suppliers include 2500 AD, Archimedes, Avocet Systems, Enertec, Huntsville Micro, Softaid, Software Development Systems, Microtec Research, and Z-World.

The MOST 80C51 Microcontroller Derivatives in the World

Philips Components-Signetics

80CXXX = ROM-Less

83CXXX = Masked ROM

87CXXX = EPROM/OTP

DEVICE	OTP & EPROM	ROM (bytes)	RAM (bytes)	8-BIT PORTS	SERIAL I/O		TIMERS	SPECIAL FEATURES	PACKAGES
					UART	I ² C			
8XC751 (1)	X	2K	64	2 + 3/8		X	1	24 Pin Skinny DIP	A28, F24, N24
8XC752 (1)	X	2K	64	2 + 5/8		X	1	8-bit A/D, PWM	A28, F28, N28
80C31/8XC51 (2)	X	4K	128	4	X		2	Industry Standard	A44, B44, F40, K44, N40
8XCL410	(3)	4K	128	4		X	2	Low Volt/Power (1.5 volts)	N40, T40
8XC851		4K	128	4	X		2	256 EEPROM	A44, B44, N40
8XC550	X	4K	128	4	X		3	8-bit A/D, WD	A44, B44, F40, K44, N40
8XC451	X	4K	128	7	X		2	7 I/O Ports	A68, F64, K68, N64
8XC852		6K	256	2/8			2	Smart Card, 2K EEPROM, CCU	Die only
8XC652	X	8K	256	4	X	X	2	8K ROM, I ² C Serial Bus	A44, B44, F40, K44, N40
80C32/8XC52 (2)	X	8K	256	4	X		3	Industry Standard	A44, B44, F40, K44, N40
8XC562	(4)	8K	256	6	X		4	8-bit A/D, PWM, WD, T2	A68, B80
8XC552	X	8K	256	6	X	X	4	10-bit A/D, PWM, WD, T2	A68, B80, K68
8XC053	(5)	8K	192	3 + 4/8			2	TV Display (OSD), PWM, D/A	N42
8XC054 (1)	X	16K	192	3 + 4/8			2	TV Display (OSD), PWM, D/A	N42
8XC654	X	16K	256	4	X	X	2	16K ROM, I ² C Serial Bus	A44, B44, F40, K44, N40
8XC592	X	16K	256	6	X		4	CAN Bus, 10-bit A/D, WD	A68, K68, B80
8XC528	X	32K	512	4	X	X	4	32K ROM, 512 RAM, WD	A44, B44, F40, K44, N40

Footnotes

- (1) No ROM-less derivative available
- (2) 80C31, 80C32 = ROM-less
80C51, 80C52 = Masked ROM
87C51, 87C52 = EPROM/OTP
- (3) Piggyback available for EPROM development
- (4) Use 87C552 EPROM/OTP
- (5) Use 87C054 EPROM/OTP

Abbreviations

A/D = Analog-to-Digital Converter
 PWM = Pulse Width Modulation
 WD = Watchdog Timer to reset the microcontroller
 T2 = Capture/Compare Counter/Timer with High Speed Outputs
 I²C = Inter-Integrated Circuit Serial Communications Bus
 OSD = On Screen Display
 D/A = Digital-to-Analog Converter
 CAN = Controller Area Network Serial Communications Bus
 CCU = Cryptographic Calculation Unit

Package Types

A = Plastic Leaded Chip Carrier (PLCC)
 B = Plastic Quad Flat Pack (PQFP)
 N = Plastic Dual In-line Package (PDIP)
 F = Windowed Ceramic Dual In-line Package (CDIP)
 K = Windowed Ceramic Leaded Chip Carrier (CLCC)
 T = Plastic Very Small Outline Package (VSO)

80C51 MICROCONTROLLER DEVELOPMENT SYSTEM SUPPORT

COMPANY	ADDRESS	SUPPORT FUNCTIONS
ARCHIMEDES SOFTWARE	2159 Union Street San Francisco, CA 94123 (415) 567-4010	C - COMPILER FOR 8051 FAMILY
FRANKLIN SOFTWARE	888 Saratoga Ave. #2 San Jose, CA 95129 (408) 296-8051	C - COMPILER FOR 8051 FAMILY
METALINK	325 E. Elliot Road, Suite 23 Chandler, AZ 85225 (602) 926-0797	MICROICE + EMULATOR SUPPORTS 80C51 MICROCONTROLLER FAMILY
NOHAU	51 E. Campbell Ave. Campbell, CA 95008 (408) 866-1820	EMUL51-PC SUPPORTS 80C51 MICROCONTROLLER FAMILY

PROGRAMMING SUPPORT CONTACTS

BP Microsystems 10681 Haddington, Suite 190 Houston, TX 77043 (800) 225-2102	DATA I/O Corp. 10525 Williams Road N.E. P.O. Box 97046 Redmond, WA 98073-9746 (206) 867-6899	GTEK, Inc. P.O. Box 2310 Bay St. Lewis, MS 39521-2310 (800) 282-4835	Logical Devices, Inc. 1201 Northwest 65th Place Ft. Lauderdale, FL 33309 (305) 974-0967
Logical Systems P.O. Box 6184 Syracuse, NY 13217-6184 (315) 478-0722	Needham's Electronics 4535 Orange Grove Ave. Sacramento, CA 95841 (916) 924-8037	North Valley Products P.O. Box 32889 San Jose, CA 95152 (408) 929-5345	Stag Microsystems 528-5 Weddell Drive Sunnyvale, CA 94086 (408) 988-1118

Signetics

Philips Components



PHILIPS

Z180, HD64180

8-BIT CMOS

AVAILABILITY: Now for 6-, 8-, and 10-MHz parts.

COST: For 10-MHz Z180, \$12 (100) and \$8 (1000). For 6-MHz HD64180, \$7 (100) and \$6 (1000).

SECOND SOURCE: None.

CORE: Zilog and Hitachi consider the basic Z180 and 64180 a standard cell for building high-integration μ Ps and μ Cs.

Description: Jointly developed enhancement of Z80 with various peripheral functions such as memory management (to reach larger, 1M-byte memory space), 2 DMA channels, 2 serial ports, and timers added on CMOS CPU chip. Z-suffix versions are totally compatible with Z80-family peripherals chips. Both Z- and R-suffix devices interface to the 6800 and Intel 80xx series buses.

Status: CMOS enhancements to the widely used Z80. Has on-chip memory-management unit (MMU), multiple DMA channels, and UART. These chips don't have sophisticated big-computer features, such as separate privileged "system" control registers, nor do they have a cache. Both the Z180 and 64180's MMUs translate between the Z80 64k-byte address space and their own 1M-byte space. These families have received a boost from all Z80 users and third-party supporters of the venerable Z80.

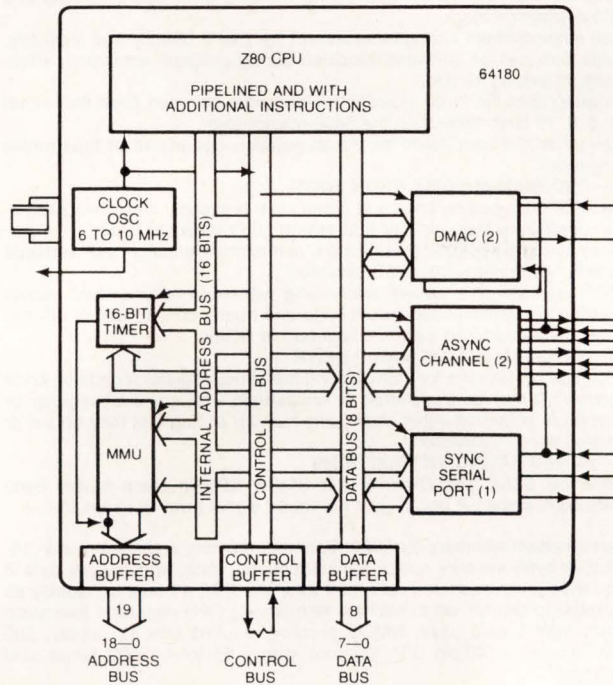
Zilog Inc
Intelligent Peripheral Controller Product Line
210 Hacienda Ave
Campbell, CA 95008
Phone (408) 370-8000
For more information, Circle No. 365

Hitachi America Ltd
Semiconductor and IC Div
2000 Sierra Point Pkwy
Brisbane, CA 94005
Phone (415) 589-8300
For more information, Circle No. 366

HARDWARE

CHARACTERISTICS

SOFTWARE



Hardware notes:

1. Diagram is for basic core. Both Zilog and Hitachi are expanding upon this core.
2. The 647180x is a single-chip version of the 64180 and adds 16k bytes of one-time-programmable EPROM, 512 bytes of RAM, 54 I/O pins, a 16-bit timer, and a 6-channel analog comparator. It comes in 84-pin PLCCs, 80-pin flatpacks, and 90-pin shrink DIPs. Because of EPROM, Hitachi bills this style μ C as a zero-turnaround-time part, saying it is cost-effective in volumes as great as 10k. Hitachi also sells the part in windowed 84-pin leadless chip carriers to aid development.

I—DATA-MANIPULATION INSTRUCTIONS

Unsigned 8×8 -bit = 16-bit multiply. Nondestructive ANDs for comparing I/O ports, immediate data, and memory to accumulator.

II—DATA-MOVEMENT INSTRUCTIONS

Immediately addressed locations. Block output to I/O. Must set up MMU bank registers to translate between 64k bytes of Z80 and 512k bytes external.

V—POWER-SAVING INSTRUCTIONS

Sleep command disconnects processor from clock. Interrupt or reset will reconnect.

Specification summary: Object-code compatible with Z80 (and 8080, 8085). Pipelined CPU. On-chip MMU generates 19 bits (512k bytes external physical address space) in the DIP package and 20 bits (1M byte external) in surface-mount packages. 2-channel direct-memory-access controller, 2-channel asynchronous serial port, synchronous (clocked) serial port. Can interface to 8080 or 6800/6500 buses (Z-suffixed versions are matched to Z80-family peripherals). CMOS versions provide 50 mW at 4-MHz operation; lower power in sleep and halt modes. Packaged in 64-pin DIP and 68-pin PLCC.

Software notes:

1. Only new instructions beyond Z80 instructions listed.
2. The MMU adds base registers to Z80 16-bit addresses to produce the 19-bit addresses needed externally.
3. Trap interrupt can be used both for catching undefined op codes and for letting users extend instruction set.

HARDWARE

SUPPORT

SOFTWARE

From Zilog: Zilog offers a Z180 and serial communications controller (SCC) applications board to test and evaluate the chips.

From Hitachi: ASE Adaptive System Emulator (\$7000) plus H6805M01S, a 256k-byte memory board for use with IBM PC, HP6400, or DEC VAX as host. Real-time operation as fast as 8 MHz and real-time tracer buffer for 2048 machine cycles. All hardware lines are captured, and the trace is automatically disassembled.

From Others: American Automation AA 572-64180 real-time in-circuit emulator for use with the company's E2-PRO development host.

Hewlett-Packard and Tektronix offer support on their development systems and logic analyzers.

Contact suppliers for the many other third-party vendors.

Microtec Research (Santa Clara, CA) supplies macroassembler, utilities, Pascal, and C compilers (to run on IBM PC and DEC VAX hosts). Avocet (Rockport, ME) and Allen Ashley (Pasadena, CA) have announced IBM PC-based assemblers. Hitachi provides help so that the additional 64180 instructions can be treated as macros on a Z80 macroassembler. Boston Systems Office (Waltham, MA) offers a VAX-hosted assembler (\$1200). Software compatible with CP/M (Digital Research) and MSX (Microsoft) operating systems (latter being result of project for Japanese market). American Automation has cross software to go with development hardware (assembler, C compiler, and debugger). Archimedes (San Francisco, CA) offers a C compiler (\$995 for IBM PC; \$3995 for MicroVAX; and \$7995 for VAX).

AVAILABILITY: Now.

COST: As with other mature μ Ps, costs have dropped, in this case to a couple of dollars per μ P, except when a part is at end of its life, in which case prices might rise again.

SECOND SOURCE: Hitachi and SGS Thomson.

Description: The 8-bit 6800 CPU was the original part in the family named after it. That family has been broadened to include not only the 2-chip 6802/6846 and 6809 covered here but also the single-chip 6801, the low-end single-chip devices, and the 6804 and the 6805. Note, however, that new CPU members aren't precisely compatible with the original 6800, especially at the low and high ends. Even the 6809 is only software compatible with the original 6800 at source-code level.

Motorola Microprocessor Products Group

6501 William Cannon Dr W

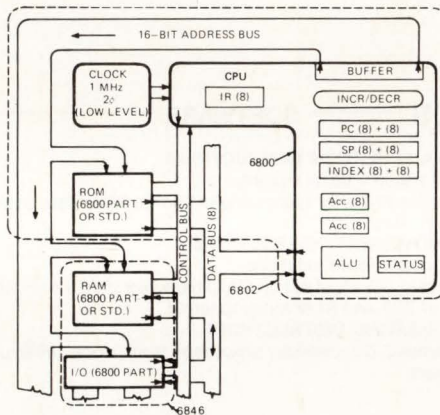
Austin, TX 78735

Phone (512) 440-2000

For more information, Circle No. 367

Status: Introduced in 1974, the 6800 has been the foundation of one of the longest lived and broadest μ P families. Among its progeny are the 6809 covered here and the following Motorola μ Ps and μ Cs, which are described elsewhere in this directory: the 6804, 6805, 6801, and 68HC11. The 6800 is now past its prime and is not recommended for new designs; we retain it in the directory for reference. But the newer 6802 and 6809 continue to be shipped in volume. For new designs, Motorola steers designers either upwards to the 16- and 32-bit 68000 family (68008 has an 8-bit bus) or downwards to the 68HC11.

HARDWARE CHARACTERISTICS SOFTWARE



Part	Description	Clock speed (MHz)	ROM x(8)	RAM x(8)	Cost (100 qty)
6800	CPU needs 2-phase clock	1-2	—	—	\$4-\$5
6802	CPU clock & RAM	1-2 (4-MHz ext)	—	128	\$4-\$5
6809	CPU	2	—	—	\$5-\$6
6309	CPU CMOS	3	—	—	\$9.50

Hardware notes:

1. Diagram shows 6800 and 6802. The 6809 has another 16-bit index and a second "user" stack pointer, which make the 6809 more powerful than the 6800; these additional resources give the 6809 many more instructions. On simple benchmarks, the 6809 is 270% faster than the equivalent-speed 6800, programs in 42% fewer instructions, and uses 33% less code.
2. Basic 6809 version has on-chip clock. Minimum system results with the following parts: 6809, 6810, and 6846. 6809E version has off-chip clock. An early valid-memory-address (VMA) signal on 6809E allows 3-MHz bus operation with a 2-MHz memory. External clock permits multiprocessing.
3. The MMU (6829) allows the 6809 to run 32 concurrent protected tasks per management unit in a 2M-byte address space.
4. Hitachi CMOS version (6309) has 2-, 2.5-, and 3-MHz bus timing; the Sync and CWAI instructions allow a low-power sleep mode. Modify table from Nov 23, 1989, pg 130.

I—DATA-MANIPULATION INSTRUCTIONS

Arithmetic and logic.

Instructions to take advantage of two accumulators.

6809 has unsigned 8x8-bit multiply with 16-bit product.

II—DATA-MOVEMENT INSTRUCTIONS

Can reach the first 256 locations of memory with short instructions.

6809 can use four index registers for merging three source blocks into one destination block.

Can autoincrement and autodecrement by 1 or 2 directly and indirectly. Page zero can be software relocated during program execution, effectively increasing its size.

Indexing uses the "true indexing" relationship between base and offset (0, 5, 8, 16 bits) rather than the 6800 relationship.

Can utilize the user stack for Polish-notation operations or interpretive languages.

III—PROGRAM-MANIPULATION INSTR

Has PDP-11-type branches and conditional branches. Unlimited subroutine nesting via stack pointer addressing LIFO stacks in RAM.

Does not have vectored interrupt but can achieve function with software or with 6828 priority interrupt controller.

6809 has extensive relative addressing with wide reach, which allows creation of position-independent code and opens door to use of off-the-shelf, mass-produced standard firmware in ROMs.

IV—PROGRAM-STATUS-MANIP INSTR

6809 has instructions for manipulating the status register (condition-code register). It may be transferred or exchanged with any 8-bit register or pushed or pulled on either stack; any number of flag bits may be set or cleared in one instruction.

V—POWER-SAVING INSTRUCTIONS

6309 has SYNC and CWAI to put CMOS CPU in sleep mode. Sync instruction stops μ P until it gets go-ahead signal from interrupt line.

Specification summary for 6800: Common-memory architecture with 16-bit (64k-byte) memory space for instructions, data, and I/O; all data 8 bits wide. Instruction set patterned after the PDP-11 mini as closely as possible in shorter word machine with limited CPU registers. Execution times from 2 to 5 μ sec. NMOS circuitry requires one 5V supply, 500 mW; housed in 40-pin DIP. Versions with -55 to +125°C range also available.

Specification summary for 6809: An 8-bit machine with extensive 16-bit addressing capability. Has two 16-bit index registers and a 16-bit user stack pointer that can also be software-specified as a third index register. Upwardly compatible with 6800, but only at source-code level. Bus operates at 2 MHz, so basic speed is similar to that of 6800, but greater efficiency of 16-bit addressing increases throughput. Instruction set has 59 mnemonics and 7 addressing selections for a total of 1464 instruction-addressing options. Instructions vary in length from 1 to 5 bytes, with register-inherent operations executing in 1 μ sec at 2-MHz bus speed (320-nsec memory access). Longest instruction takes 20 cycles. The 6800 direct or page-zero register is retained but can be software relocated anywhere in memory via programmable register. The chip requires one 5V supply. Two versions, each in 40-pin DIP.

HARDWARE SUPPORT SOFTWARE

From Motorola: Emulators range from low-cost (hundreds of dollars) boards to HDS-300 system (about \$5000) plus personality modules (\$5000).

Support systems and OEM boards available from Motorola Semiconductor Div, 5005 E McDowell Rd, Phoenix, AZ 85008. Phone (602) 244-6900 or (602) 438-3500.

From others: Tektronix and Hewlett-Packard development systems support the 6800. Micro Industries (Westerville, OH) says it has acquired an exclusive license to Motorola's "Micromodule" 8-bit boards.

From Motorola: You can obtain software free for downloading over phone lines by calling (512) 440-3733. The basic assemblers and other tools are for IBM PC.

Two versions of Basic are available for the 6809: Basic-M and Basic09. The latter is designed to be fast and to permit structured programming. A Pascal compiler diskette is available.

VGA

Get On Board.

Introducing VGA that fits your motherboard and your budget.

To put VGA graphics on your motherboard, you need a cost-efficient, highly integrated, powerful solution that uses minimal board space. You need the new CL-GD5320 Enhanced VGA-Compatible Graphics Chip from Cirrus Logic.

Use it to incorporate full 16-bit or 8-bit VGA into low-cost personal computers. You only need two industry standard 256K x 4 DRAMs and as few as five other ICs. Whatever memory speed you select — 80ns, 100ns, or 120ns — you'll get a complete VGA display system with greater performance than systems using a more expensive solution with 64K x 4 DRAMs.


You don't sacrifice features. You get 16-bit and 8-bit support for the VGA graphics standard, and full, register-level backwards compatibility. For maximum performance, it has an 8/16-bit CPU interface, independent video and DRAM clocks,

internal FIFOs, and page mode DRAM access. And it will interface to both analog (PS/2 and multi-sync) and TTL monitors.


You can also pick a ready-to-use solution that's right for you. Anything from a chip with full BIOS, drivers, utilities, user's manual, and documentation — to a complete manufacturing kit including everything you need to quickly move into high-volume production.

Make your PC more competitive and save time, space, and money. Call Cirrus Logic today.

Get on board. Call today for more information on our motherboard VGA solutions. Call 1-800-952-6300. Ask for dept. LM22.



This full 16-bit CL-GD5320 lets you implement 16-bit or 8-bit VGA capabilities on your motherboard with as few as 5 other chips and two 256K x 4 DRAMs. Get a complete solution that saves time, space, power, and expense. You still get all the speed, features and flexibility you're looking for.




CIRRUS LOGIC

C L O S I N G T H E G A P



ZL30A

Power in design
Speed in production



Stag's ZL30A offers total PLD programming support

Stag Microsystem's model ZL30A is the first dedicated Logic Programmer of its kind that not only supports programming of PLDs, EPLDs, and GALs*, in a variety of 20, 24, 28 and 40 pin DIP, but also supports programming of the latest surface mounted PLCC/LCC devices.

Stag's ZL30A contains features that have made it the industry standard in both engineering and production environments. Salient among these are:

- Powerful easy-to-use editing capability
- Super fast programming speed
- Stand alone or remote control operation
- Comprehensive device library
- Handler interface capability to support DIP or PLCC/LCC devices
- I/O formats include JEDEC, Signetics and X-Plot
- Compatible with CUPL* software compiler
- RS232C, IEEE-488 and handler control interface ports standard
- Expansion modules accommodate 40 pin DIP and a range of surface mounted devices
- Stringent in-program checks including continuity and connect tests are automatically performed to guarantee error free stand alone or handler operation
- Supports Test Vectors
- Turn-Key handler interface kits
- Worldwide sales and service support.

Headquarters/
Western Regional Office
Stag Microsystems, Inc.
1600 Wyatt Drive
Santa Clara, CA 95054

Tel: (800) 227-8836
Tel: (408) 988-1118

Eastern Regional Office
Stag Microsystems, Inc.
3 Northern Blvd., Ste. B1
Amherst, NH 03031

Tel: (800) 222-STAG
Tel: (603) 673-4380.



Sophisticated systems for the discerning engineer

*GAL is a trademark of the Lattice Corp.
*CUPL is a trademark of Assisted Technology.

650X/65C0X

8-BIT NMOS AND CMOS

AVAILABILITY: Now.

COST: WDC's CMOS prices range from \$4 in lower speed, high volume to \$31.32 for high speed, lower volume.

SECOND SOURCE: WDC created and licensed most of the CMOS designs. It has licensed Rockwell, California Micro Devices, NCR, ITT-Intermetall in West Germany, and about 20 other companies.

CORE: WDC has developed the semicustom 6502 core as NCR and others now use it. Many suppliers now specify it as part of their cell libraries.

Description: Original design team's goal was to achieve as much PDP-11-style addressing capability as would fit in an economical chip. Because of the μP 's short 8-bit index registers, it is optimally suited only to applications requiring access of smaller blocks of memory, although it benchmarks ahead of most other 8-bit μP s with respect to its speed of execution of high-level languages, such as Basic and Pascal. New CMOS parts consume little power and have small economical die that gets still smaller with today's finer geometries. See 6500/1 for single-chip versions and 65SC816/802 for 16-bit-internal version.

Originator of 6502 Commodore (Westchester, PA) no longer sells chips to the merchant market. WDC developed CMOS version.

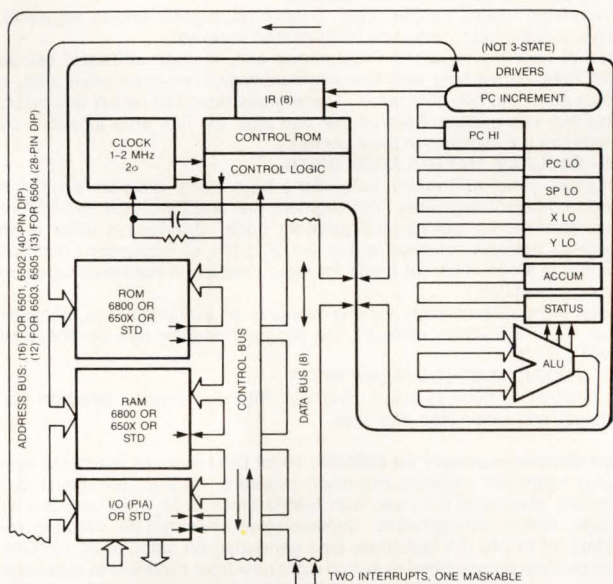
Western Design Center Inc
 2166 E Brown Rd
 Mesa, AZ 85203
 Phone (602) 962-4545
 For more information, Circle No. 368

Status: The falling share of market for this μP appears to indicate that it has reached the end of its life cycle. However, the architecture lives on in the form of single-chip versions (see 6500/1 and especially the 50740 in this directory) and ASIC versions. Some of these have very large unit volumes, so the 6502 architecture may remain, by volume, the leading 8-bit architecture in the world.

HARDWARE

CHARACTERISTICS

SOFTWARE



Notes on CMOS versions:

1. CMOS 65CXX family members are slight enhancements of NMOS counterparts and can serve as plug-in replacements.
2. Among hardware enhancements are a new 4-phase clock that gives decreased memory access time and a memory-lock output and bus-enable input that simplify multiprocessor designs.
3. Among the software enhancements are the treating of all unused op codes as NOPs and removing the page-boundary restrictions on JMP indirect.
4. Decimal mode is automatically set off upon reset or interrupt, and the N, V, and Z flags are made active during decimal mode.
5. A BRK followed by interrupt is executed.
6. See instruction set for comments on new instructions.

I—DATA-MANIPULATION INSTRUCTIONS

Arithmetic and logic. Decimal mode via control bit in status register. Can operate on locations in memory space, which can be either RAM or I/O ports. CMOS parts have bit manipulation.

II—DATA-MOVEMENT INSTRUCTIONS

True indexed addressing, although index offset is limited to 8 bits in 2 CPU registers—X and Y. Short-form addressing to zero page. Has two sophisticated indirect-indexed and indexed-indirect instructions for handling tables. CMOS parts have indexed-absolute indirect and zero-page indirect.

III—PROGRAM-MANIPULATION INSTR

Conditional branches with signed relative addresses. Nonmaskable and/or maskable interrupt, depending on model. CMOS parts have branches on bit test.

Stack pointer for implementing 256-byte LIFO in external RAM.

IV—PROGRAM-STATUS-MANIP INSTR

Push and pull status register from memory stack. Set and clear carry, decimal mode, and interrupt bits. 6502 and 6512 have external input to one status bit, useful for handshaking with peripherals.

V—POWER-SAVING INSTRUCTIONS

Wait and Stop on 65C02, respectively, stop processor and disconnect clock to lower power consumption. New operating voltage range of 1.2 to 5.25V with an I_{DD} of 0.1 $\mu A/kHz$ at 2.8V.

Specification summary: Common-memory architecture with instructions, data, and I/O in same 64k-byte space; 57 instructions (68 for CMOS). Many instructions provide choice of 13 PDP-11-type addressing modes (15 for CMOS). Advanced indexed-indirect addressing mode. NMOS and CMOS silicon-gate, depletion-mode circuitry requires one 5V, 250-mV supply. Some CMOS parts can run at 8-MHz clock frequency (125 nsec/cycle). CMOS parts require 4 mA/MHz for operation and 10 μW for standby. Although it supplies the μP s in DIPs and PLCCs, WDC recommends using the 44-pin PLCC for higher performance and reliability.

HARDWARE

SUPPORT

SOFTWARE

From Rockwell: LCE emulator (\$1250), which interfaces to IBM PC host. **Western Design Center** recommends using Hewlett-Packard (Colorado Springs, CO) logic analyzers.

From California Micro Devices: GEM-I ICE package (\$3750) capable of interfacing with a variety of host computers including ISIS development system and Apple. Functions as a stand-alone assembler and disassembler using a nonintelligent terminal. Evaluation board for 65SC150 (\$499) that functions as in-circuit system when coupled with GEM-I.

From NCR: Hardware emulator interfaces to Apple IIe through RS-232C port. Allows complete in-circuit software debugging.

From Dynatex (Irvine, CA): AIM-65 single-board computer and RM industrial modules.

From California Micro Devices: 65SC00 macroassembler for Apple Computer (\$100), assembler for Intel ISIS (\$1800), and Fortran assembler (\$1800).

From NCR: Monitor for use in conjunction with emulator. Supports breakpoint, change memory and registers, software trace, and real-time execution.

From others: Because the 6500 has been so widely used, there are innumerable sources of software at different language levels: for example, Byte Works (Albuquerque, NM), S-C Software (Dallas, TX), Roger-Wagner Publishing (El Cajon, CA), and 2500 AD (Aurora, CO).

8086/8088

8/16-BIT NMOS AND CMOS

AVAILABILITY: Now.

COST: Under \$10 (1000) for NMOS 8086/88, under \$15 (1000) for CMOS 8086/88. Siemens' NMOS parts are under \$4.50 (1000).

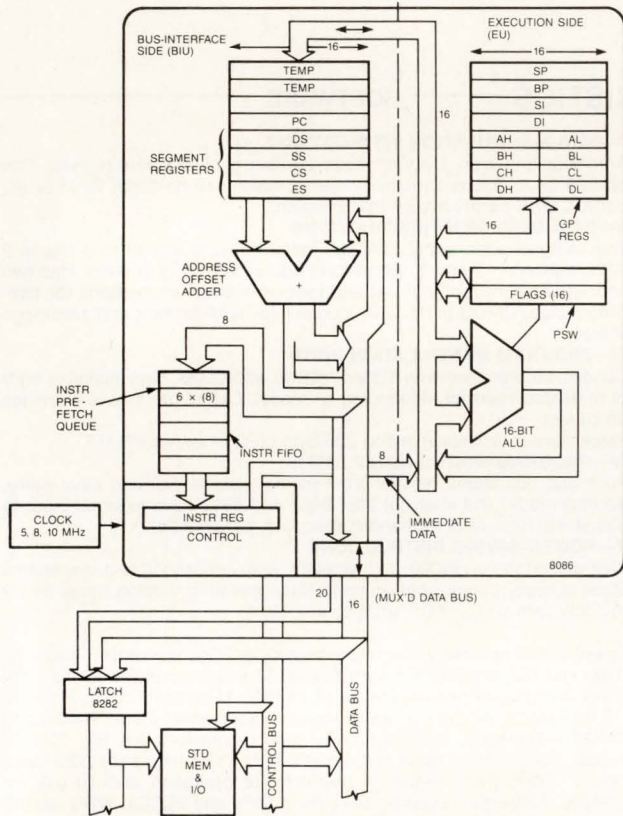
SECOND SOURCE: For 8086/8088: AMD, Harris, Matra-Harris, Fujitsu, Siemens, and OKI.

Description: The 8086, 8088, and their low-power CMOS implementations (80C86/80C88) share a 16-bit internal architecture that has a software base of more than 10,000 DOS applications. The 8088 (used in the original IBM PC and its clones) has an 8-bit external data bus to allow the manufacture of lower cost systems with full 16-bit software capability.

Intel Corp
Embedded Controller Operation
5000 W Chandler Blvd
Chandler, AZ 85226
Phone (602) 961-8051
For more information, Circle No. 369

Status: Next to the 8080/Z80 family, the 8086 family has been the most successful μ P family. Its most visible application has been in the IBM PC and its many clones.

HARDWARE CHARACTERISTICS SOFTWARE



I—DATA-MANIPULATION INSTRUCTIONS

8-bit signed and unsigned arithmetic in binary or decimal, including multiply and divide.

Logicals.

Bit, byte, word, and block operations.

II—DATA-MOVEMENT INSTRUCTIONS

Addressing modes include literal, relative (to register and to segment), register, base-plus index, and base-relative indexed.

Use of segment registers: Programmer can, through software, set up four areas in memory with four segment registers—a program area, a stack area, and two data areas. These areas need not be full 64k bytes, and they can overlap. Programmer can alter the four area locations by modifying the segment-register contents.

III—PROGRAM-MANIPULATION INSTR

Has call, jump, and return instructions both inside program segments and to different segments. Intra-segment call and jump use self-relative displacement for position-independent code. Conditional jump upon Boolean functions of flags within ± 128 bytes of instruction. Iteration control of loops, a repeat prefix for rapid iteration in hardware-repeated string operations.

Note: Jumps can occupy varying amounts of execution time, because with BIU's instruction prefetch, the program counter can be ahead of itself.

IV—PROGRAM-STATUS-MANIP INSTR

In addition to 8080/85 flags: overflow, interrupt enable, direction (for strings), and single-step trap flags.

Specification summary for 8086/88: 16-bit CPU that can reach 1M byte using "segment" address-extension registers. Register-to-register operations execute at 0.6 μ sec with 5-MHz clock (0.37 μ sec with 8-MHz clock). HMOS ion-implanted, depletion-load, silicon-gate circuitry; requires 5V at 340 mA (substrate bias generated on chip). In 40-pin DIP, device is pin programmed to switch eight pins from minimum to maximum external system mode. Harris CMOS 8086 dissipates only 10 mA/MHz when running; clock can be stopped for 500 μ A standby.

Hardware notes:

1. Diagram is for initial family member, 8086.
2. 8088 is downgraded version of 8086. It has only 8-bit-wide external data output bus (only 8 lower bits of address bus are multiplexed for data). Some pin functions have been changed. Prefetch queue is only 4 bytes (to prevent overuse of bus). Instruction execution is slower because all 16-bit fetches and writes take 4 extra cycles.

HARDWARE SUPPORT SOFTWARE

From Intel: I²ICE in-circuit emulator (\$8495) supports 8086/8088 to 10 MHz. Emulators are hosted on IBM PC. All ICEs provide windowed, menu-driven, source-level display and μ P debugging. Performance analysis tool (iPAT) consists of a hardware base unit, an interface to ICE, and host software for the IBM PC/XT and PC/AT. iPAT provides high-level access to target-system performance analysis and test-case code-coverage analysis for the 8086/8088.


From others: Because of popularity, family is widely supported by third-party universal development systems.

From Intel: Macroassembler, including linker, locator, mapper, and librarian. High-level-language compilers include PL/M, C, Fortran, and Pascal. DB-86 software debugger provides windowed, menu-driven, source-level debugging with full source-code display. Hosts include PC-DOS and VAX/VMS. Prices start at \$750 (for DOS versions).

From others: Because of wide base of 8086/8088-based systems, particularly the IBM PC, there exists third-party software of all sorts, enough to fill whole catalogs. Check with Intel and various trade journals.



Panel of experts.



Brighter, sharper, clearer, and flicker-free. When it comes to displays for industrial and medical applications, see the experts: Fujitsu Component of America.

It didn't take much research to discover what computer users in heavy-duty industrial, medical, and mainframe environments want from their displays. A bright, reliable, and interference-free picture.

To answer this need would take a lot more than a brilliant idea. It would take at least two.

Built to scale.

Idea number one is the very first 16-gray scale AC-memory plasma display available anywhere. An easy design-in, it interfaces with a standard Paradise™ VGA card to provide 640x480 pixels of flicker-free, high contrast viewing in even the toughest EMI environments. And that holds true for over 50,000 hours of continuous operation.

Our big picture.

Our next bright idea was a 15" diagonal extended VGA display panel with 1024x768 pixels of bright, crystal clear image. Offering the same performance as our gray scale, it's also available with a standard AT-bus video controller, and TIGA™ compatibility.

Product Selection Guide			
Parts Nos.	Pixel/Format	Gray Scale	Screen Diag.
FPF8050HRUD-101	640x400	4	9"
FPF8050HRUK	640x400	4	10"
FPF8050HFUGA*	640x400	1	10"
FPF8060HRUM	640x480	1	10½"
FPF8060HRUK	640x480	4	10½"
FPF8060HRUS-120	640x480	16	10½"
FPF12896HRUF*	1024x768	1	15"
FPF128102HRUF*	1024x816	1	18"

*Also available as a monitor.

Which brings us to our next idea: that choosing Fujitsu for your next design is one brilliant move. Our panel of technical experts can provide all the advice, design assistance, and support you need—every step of the way.

Talk to an expert.

To find out how you can offer premium gray scale and extended VGA performance for a competitive price, call the experts at Fujitsu Component of America at 1-800-556-1234 (ask for ext. 238). Inside California, call 1-800-441-2345 and ask for ext. 238. It may be the brightest thing you'll ever do.



Every step of the way.™

Fujitsu Component of America, Inc.
3545 North First Street • San Jose, CA 95134-1804.

Paradise is a trademark of Western Digital Imaging. TIGA is a trademark of Texas Instruments.
Every step of the way is a service mark of Fujitsu Microelectronics, Inc. © 1990 Fujitsu Component of America, Inc.

AVAILABILITY: Now.

COST: About \$18 in large volumes.

SECOND SOURCE: None announced, but supplier claims it has strong interest from major European and Far East semiconductor houses.

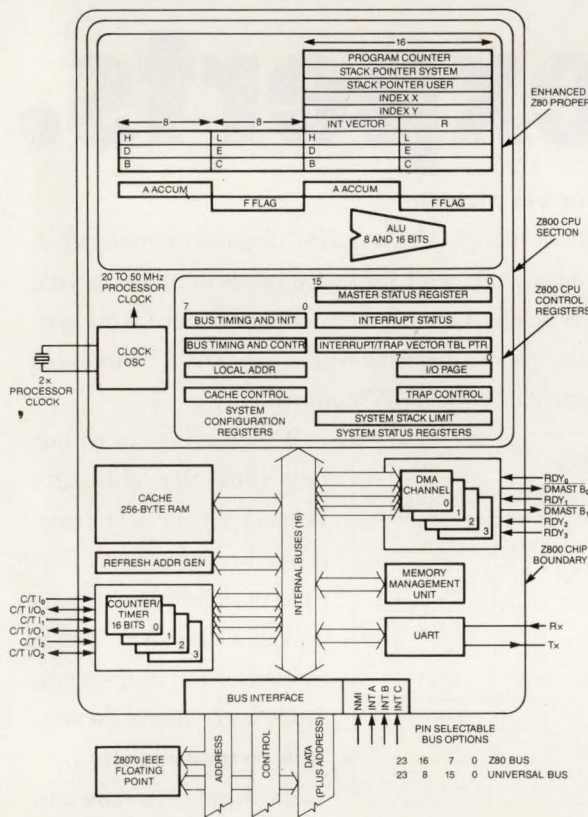
CORE: Zilog is incorporating elements of Z280 in its megacell library, so it can rapidly put together new combinations. The company claims it can turn around a semicustom design using its megacells in a matter of days. However, it does not plan to offer ASIC tools to customers.

Description: Enhanced Z80 μ P, upgraded to the point that it has most of the features of larger 16/32-bit machines. It has "privileged" system-control hardware and associated software for multiuser, multitasking operating systems. It has memory management for virtual memory and incorporates cache to achieve high throughput with moderate-speed external memories.

Zilog Inc
 210 Hacienda Ave
 Campbell, CA 95008
 Phone (408) 370-8000
 For more information, Circle No. 370

Status: The Z280 became available in late 1987. Basically, the Z280 lets designers upgrade Z80-based PCs into multiuser systems that have large virtual memories and, claims Zilog, high performance. Compared with other Z80 enhancements, such as the Zilog Z180/Hitachi 64180, the Z280 offers a greater performance edge. Zilog is also pushing the Z280 as an upgrade for dedicated systems using Z80s as embedded controllers.

HARDWARE CHARACTERISTICS SOFTWARE



I—DATA-MANIPULATION INSTRUCTIONS

16 x 16-bit = 32-bit multiply and 32/16-bit = 16-bit divide. Extended block mode manipulates data in blocks.

II—DATA-MOVEMENT INSTRUCTIONS

Addressing modes for more general 16-bit use of Z80's 16-bit registers (HL, DE, BC pairs).

Instructions to communicate with coprocessors.

III—PROGRAM-MANIPULATION INSTR

Jump on auxiliary accumulator/flag. Jump on auxiliary register file in use.

System call.

IV—PROGRAM-STATUS-MANIP INSTR

Master status register; see category V instructions.

V—SYSTEM CONTROL INSTRUCTIONS

Instructions for added system-control registers. These are privileged instructions to permit operating system to define the system configuration upon start-up, to use the new system stack pointer, master status register, and to set up the cache's operation mode.

Specification summary: The Z80 is upwardly enhanced toward a general-register 16-bit minicomputer. On-chip memory management to address as many as 16M bytes of external memory. CPU is 3-stage pipelined with on-chip 256-byte program and data cache to automatically keep recently used instructions on chip for fast execution at 10-MHz internal bus clock. The I/O is pin programmable to match either 8-bit Z80 bus or 16-bit "universal" bus. Also included on chip are four 16-bit timer/counters, 4 DMA channel controllers, dynamic-memory refresh control, and a serial UART port. The Z280 will be fabricated in static CMOS and housed in 68-pin PLCC; other options planned for future as requested by customers.

Hardware notes:

1. Diagram indicates how basic Z80 CPU has been enhanced by adding other functions to the chip. Not so apparent are other enhancements to the Z80 CPU, such as more powerful, generalized 16-bit data and addressing operations.
2. The integration not only lowers system cost, but provides a speed advantage: When all subsystems are on chip, the system speed automatically increases.

Software note: Only those instructions that are enhancements of basic Z80 set are covered. Otherwise, the Z280 is object-code compatible with Z80 (and 8080).


HARDWARE SUPPORT SOFTWARE

From Zilog: Z280 Evaluation board.

From others: Softaid (Columbia, MD) has a low-cost real-time development system, and CDS ((704) 876-2346) offers evaluation boards for several popular buses. Logic analyzers are sold by Hewlett-Packard and Tektronix.

From Zilog: You can obtain a debug monitor program and a cross-assembler with Zilog's evaluation board. Zilog plans no other software support.

From others: 2500 AD is shipping a cross-assembler and is reported to be working on a C compiler. CDS offers both a cross-assembler and a C compiler.



Well connected.

To find the best value in connectors, choose the company offering the most valuable connections: Fujitsu Component of America.

Form a working partnership with Fujitsu and you'll get more than just the industry's largest selection of high-density high-performance connectors. You'll also receive the valuable extra services that come from being well connected.

Like our advanced design expertise. Years of experience creating connectors for our own products have made us the industry's foremost real estate expert in maximizing today's smaller system boards.

The standard bearers.

Today, Fujitsu can connect you with a full line of connectors that meet SCSI, RS-232, and IPI standards. Making our products an easy fit with your existing systems as well as your next generation of designs.

The power of choice.

When it comes to today's smaller

PCs, nobody makes more connectors to fill more needs than Fujitsu. Just look at our newest series:

- 210 Series. Down-sized connectors that use 40% less space.
- 220 Series. Card-edge connectors that fit reduced heights and board sizes.
- 230 Series. Cable-to-board and board-to-board connectors that meet SCSI II, RS-232, and IPI

Product Selection Guide			
Series	Contacts	Current (ADC)	Part Nos.
FCN-210	30 to 120	2 (IDC:0.5)	FCN-215Q050-G/O FCN-225J050-G/O
FCN-220 Card edge	30 to 120 (S-type: 112 to 187)	2	FCN-225J050-G/O
FCN-230	34 to 68	2 (IDC:1)	FCN-235P048-G/O FCN-237J050-G/O
FCN-560 PC card	38	L:2 E, G, F: 1	FCN-565F038-G/O
FCN-790 Low profile	10 to 40	1	FCN-794-P010-G/O FCN-795-P010-G/O FCN-797-P010-G/O

standards. With optional EMI shielding. • 560 Series. The first line of PC Card connectors to meet both PCMCIA and JEIDA standards. • 790 Series. Slim ribbon connectors that reduce height requirements by a third, while using standard board layouts and low-priced cable.

Make the connection.

Talk to Fujitsu yourself. Inside California, call 1-800-441-2345 and ask for ext. 238. Outside CA, call 1-800-556-1234, and ask for ext. 238. And find out how our connectors can improve your connections, every step of the way.



Every step of the way.SM

Fujitsu Component of America, Inc.
3545 North First Street • San Jose, CA 95134-1804.

Every step of the way is a service mark of Fujitsu Component of America, Inc.
© 1990 Fujitsu Component of America, Inc.

AVAILABILITY: Now for production quantities of the H8/532. H8/520 is sampling.

COST: For 10 MHz, the H8/532 costs \$18 (10,000) in masked ROM versions and \$25 for one-time programmable versions.

SECOND SOURCE: None.

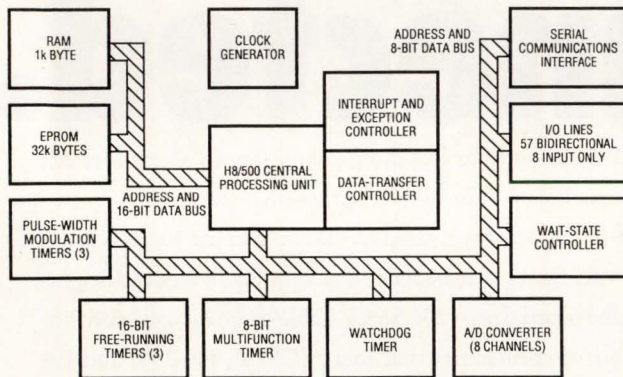
CORE: Hitachi considers the basic H8/500 CPU as a standard cell for building high-integration μ Ps and μ Cs.

Description: The H8/532 and H8/520 are the initial devices in the family. The 16-bit internal architecture will include various ROM and RAM sizes, as well as a mix of peripherals. All will be available in masked ROM and zero-turn-around-time, one-time programmable versions.

**Hitachi America, Ltd
Semiconductor and IC Division
2000 Sierra Point Pkwy
Brisbane, CA 94005
Phone (415) 589-8300
For more information, Circle No. 371**

Status: The H8/532 is the vendor's highest performance microcontroller for real-time control applications. The H8/532 is involved in a legal battle with Motorola's 68030. As of press time, neither party has dropped current litigation pending a final agreement. However, to avoid delivery impact, Hitachi and Motorola have agreed to stays of the judgment concerning the H8/532 and 68030.

— **HARDWARE** — **CHARACTERISTICS** — **SOFTWARE** —



I—DATA-MANIPULATION INSTRUCTIONS

43 arithmetic, logic, shift, and bit manipulation instructions. Includes 16-bit multiply and divide.

II—DATA-MOVEMENT INSTRUCTIONS

7 data transfer instructions with high orthogonality. You can independently specify addressing modes and data sizes in each instruction. Seven addressing modes: register direct, indirect, indirect with displacement, indirect with pre-decrement or post-increment; absolute, immediate, and program-counter relative. Five data types: bit, BCD, byte, word, and long word.

III—PROGRAM-MANIPULATION INSTR

11 branch instructions with 16 different conditions. Loop counter/condition code register termination.

IV—PROGRAM-STATUS-MANIP INSTR

7 control registers including 16-bit program counter and status register; 8-bit condition code register, as well as four 8-bit page registers used in maximum mode only.

V—POWER-SAVING INSTRUCTIONS

3 Power-saving modes: sleep instruction halts CPU; sleep with software standby bit in control register set halts CPU and clock—a nonmaskable interrupt or hardware reset resumes execution; if standby pin is held low, processor enters hardware standby mode—a hardware reset resumes execution.

Specification summary: The H8/532 is an integrated 8-bit μ C. Among the onboard peripherals are 32k bits of ROM or EPROM, 1k byte of RAM, 8 timers, 1 UART channel, 8 channels of 10-bit A/D conversion, 1 data transfer controller, 9 I/O ports, and glue logic that includes a clock generator and wait-state controller.

Hardware notes:

1. The H8/532 contains 32k bits of ROM and 1k bits of RAM. The chip offers a UART; three 16-bit free-run timers; an 8-bit timer; an 8-bit watchdog timer; an 8-channel, 10-bit ADC; and 3 external and 19 internal interrupts with 8 priority levels.
2. The H8/520 contains 16k bits of ROM and 512 bits of RAM. This chip features 2 UARTs. In addition to its two 16-bit free-run timers, the /520 offers both an 8-bit timer and a watchdog timer. This μ C provides an ADC and interrupt structure like its sibling.


Software note:

Commonly used instructions have a short form: 1 byte shorter and executing 1 cycle faster than the corresponding long form.

— **HARDWARE** — **SUPPORT** — **SOFTWARE** —

Hitachi supplies a common base unit and personality modules for in-circuit emulation of all H-series devices (about \$10,000). Evaluation boards (about \$400) with in-line assembler and limited debug monitor are also available. Hewlett-Packard (Palo Alto, CA) and Sophia Systems (Palo Alto, CA) also offer development systems.

Hitachi supplies a complete development software chain including assembler, linker, loader, simulator, and C compiler for VAX and IBM PC hosts. Third-party vendors Microtec Research (Santa Clara, CA), Avocet (Rockport, ME), and Software Environments (Dallas, TX) also supply similar products.



Touch down.

When it comes to custom keyboards for the next generation of desktop, laptop, and notebook PCs, nobody outscores Fujitsu for quality, durability, and touch.

Today, the name of the game is ultra-small, ultra-light laptop and notebook PCs. To score big points with today's PC buyers, you've got to be small, lightweight, agile in the corners, and have the right touch.

Which may be why Fujitsu leads the league in providing both standard and custom keyboards for a long list of major OEMs.

Take the snap.

When it comes to tight spots, look to our new FKB7800 and FKB8800 series of keyboards. Each provides the comfortably crisp feel of an ergonomically optimal 3.8mm stroke depth and 20g snap pressure in a smaller, lighter, lower-height package. With the same quality and reliability as our full-sized keyboards.

Or call your own plays.

You can also rely on Fujitsu's expertise to help you design custom keyboard solutions. We'll work with you every step of the way to determine the best combination of keyboard layout, size, height, color, enclosure, and interface for your system.

We hit the extra points.

Of course, what makes our new keyboards the best choice is what has made our FKB4800 and FKB4700 keyboards the 101 standard—our attention to the extra details. Like our superior tactile feedback and reliability

Get in touch with us.

To win today's PC game, you've got to field a strong product. With Fujitsu keyboards on your team, you'll have the advantage in touch, height, weight, and reliability.

To receive our winning stats, call 1-800-556-1234 and ask for ext.238. In California, call 1-800-441-2345 and ask for ext. 238.

Product Selection Guide			
Series	Stroke	Tactile	Height (C-Row Center)
FKB7800	3.8mm	55gr	14.48mm
FKB8800	3.8mm	55gr	14.48mm
FKB4700	3.8mm	55gr	22.0mm*
FKB4800	3.8mm	55gr	22.0mm*

*without enclosure



Every step of the way.SM

Fujitsu Component of America, Inc.
3545 North First Street • San Jose, CA 95134-1804.

Photo courtesy of Poqet Computer and Matt Millen, San Francisco 49er.

Every step of the way is a service mark of Fujitsu Microelectronics, Inc.

© 1990 Fujitsu Component of America, Inc.

78K SERIES

8/16-BIT CMOS

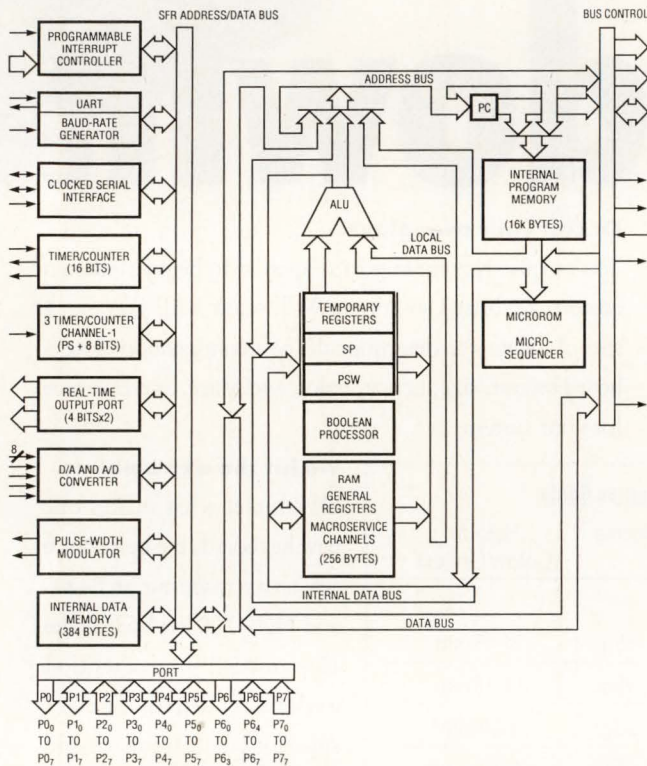
AVAILABILITY: Now.
COST: \$5 - \$10 (100,000).
SECOND SOURCE: None.

NEC Electronics
 401 Ellis St
 Mountain View, CA 94043
 Phone (415) 960-6000
 For more information, Circle No. 372

Description: The 78K Series is a family of 8/16-bit microcomputers with features for real-time applications. These μ Cs improve peripheral response and system speed while embedding intelligence in the peripherals and marrying the processor and peripherals through an interdevice data transfer facility.

Status: The K series of microcomputers is currently used in applications such as hard-disk drive control, audio, communication, and environmental control.

HARDWARE CHARACTERISTICS SOFTWARE



I—DATA-MANIPULATION INSTRUCTIONS

Add, subtract, multiply, divide, logicals, compare.

II—DATA-MOVEMENT INSTRUCTIONS

Register-to-register moves. Load and store to external memory and I/O. Load and store multiple registers to and from external memory and I/O.

III—PROGRAM-MANIPULATION INSTR

Jump, call subroutine, and returns. Branches with decisions based on Boolean data in general-purpose registers rather than ALU condition codes.

IV—PROGRAM-STATUS-MANIP INSTR

Status register has usual bits to indicate ALU condition.

V—SYSTEM-LEVEL INSTRUCTIONS

Accumulator-oriented set, multiple register banks, condition flags.

Specification summary: The intelligence of the peripheral management unit lets the chip handle many interrupt events without processor intervention. Instruction cycle times can be as long as 125 nsec at 32 MHz.

Hardware note:


Diagram favors μ PD7823x, which features synchronous and asynchronous serial I/O, counter/timers with compare and capture registers, multi-channel ADCs, DACs, and a peripheral management unit.

HARDWARE SUPPORT SOFTWARE

NEC Electronics provides an evaluation board with 32k bytes of RAM and ROM, an optional extended memory socket, and an RS-232C port. The Design kit includes a miniature-in-circuit emulator board and probe with 32k bytes of SRAM, a communications port, and an on-board monitor. The emulation kit includes ICE and probe.

In addition to support software for the development hardware, NEC provides a relocatable assembler, a structured assembler, and a C compiler.

For Versatile VME Solutions...Turn to SBE



You need a wide variety of versatile VME solutions. You need the capability to customize standard configurations. You need software and support. You need SBE.

SBE's commitment to providing solutions for your OEM needs can be found in every SBE VMEbus product—VMEbus interface chips, single-board computers, high-performance communications controllers, and VMEbus systems integration solutions.

SBE VMEbus boards are designed to address a broad range of real-time data processing, control and data communications applications. All are modular, offering I/O and memory expandability. This includes the VPU-25 68020-based IndustryPack* engine with over 20 different I/O expansion modules, including D/A, latching relays, and a custom interface design kit.

And, we offer VMEbus products with a full software support program: board support packages for the popular real-time kernels, TCP/IP for the VLAN-E Ethernet LAN controller, and X.25 available on the VCOM-4 high-speed multiprotocol serial communications controller.

Plus... comprehensive documentation and prompt engineering response for your specific OEM requirements.

For over 10 years, major companies have turned to SBE for versatile solutions. You can, too. Contact SBE, Inc., 2400 Bisso Lane, Concord, CA 94520, or call 1-800-347-COMM for more information.

*IndustryPack is a trademark of Greenspring Computers, Inc.

SBE
Communications &
Real-time Solutions

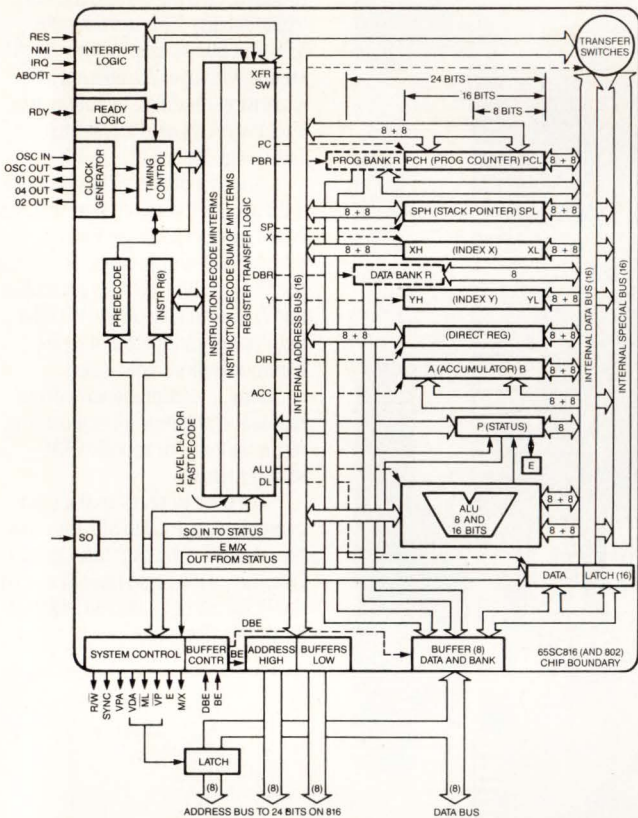
AVAILABILITY: Now.
COST: Prices range from about \$4 to \$32.
SECOND SOURCE: VLSI and California Micro Devices said to be main sources, but WDC says it has licensed others in US and abroad.
CORE: All suppliers are considering this as a μ P megacell in their libraries.

Western Design Center Inc
 2166 E Brown Rd
 Mesa, AZ 85203
 Phone (602) 962-4545
 For more information, Circle No. 373

Description: CMOS 8/16-bit μ Ps featuring software compatibility with 8-bit 6502 (both original NMOS 6502 and enhanced CMOS 65C02). The -802 is pin-for-pin compatible with the 6502, so it can be plugged into existing sockets. The -816 has a different pinout, but expands the addressing range of the 6502 from 64k to 16M bytes. Additional hardware enhancements on the -816 allow it to be used for multiprocessor systems and in systems that have data and program caches.

Status: Apple's use of the 65C816 in the IIGS upgrade provides a firm basis for hardware and software availability. Software support is growing as third-party houses that have supported the 6502-based Apple computers convert software to take advantage of the expanded memory and other capabilities of the 65C816.

HARDWARE CHARACTERISTICS SOFTWARE



I—DATA-MANIPULATION INSTRUCTIONS
 The 6502/65C02 instructions with 16-bit versions of add, subtract, BCD, and logicals. No multiply, but 65C832 version will have provisions for floating point on chip.

II—DATA-MOVEMENT INSTRUCTIONS
 6502/65C02 instructions, but with choice of 8- or 16-bit indexing and 8- or 16-bit data widths.

On the -816, addressing can span 16M bytes with aid of paging through new register extensions. New block-move (forward or backward) instructions. Increased stack-pointer addressing modes, including stack relative, indirect, and indexed.

III—PROGRAM-MANIPULATION INSTR
 Wait for interrupt and stop clock (restart via interrupt). Abort instruction on -816 via pin input acts as interrupt and directs program to perform memory repair and retry.

IV—PROGRAM-STATUS-MANIP INSTR
 Additional bits in status register allow software selection of 8- or 16-bit modes for indexing and data. Also, E bit associated with status register (but not handled as part of it) provides software choice of emulation or native mode.

Specification summary: Enhanced 6502 with 16-bit internal data option and 24-bit addressing option, software selectable. Data I/O off chip remains 8 bits, however. The -802 version is hardware compatible with 6502 (or 65C02) and can be plug-in replacement. It will reset into 6502 emulation mode, but can be software-switched into varying degrees of 16-bit operation. The -816 is almost identical internally to the -802, but it has different pinouts because it brings the additional bits for 24-bit address space out of the multiplexed 8-bit data-bus. The -816 also has special control lines to facilitate virtual memory, coprocessors, and data and program caching. Performance is mostly identical to 6502 of same clock speed, except that extended addressing and data modes take additional cycles. Clock to 12 MHz. Fabricated in 1.2- μ m CMOS and features 3-mA/MHz power consumption, 1 μ A in standby mode. Although it supplies the μ Ps in DIPs and PLCCs, WDC recommends using the 44-pin PLCC for higher performance and reliability.

Software notes:

1. Upon reset, -802 and -816 are in 6502 emulation mode. To go to native (enhanced) mode, the E-bit must be reset to 0 via an exchange with previously reset carry-bit in status register.
2. Full-sized 16-bit registers may facilitate high-level-language compiler-writing as compared with 6502. The 16-bit index registers and the 16-bit stack pointer with no page-1 confinement help facilitate compiler writing. Further, the more sophisticated stack-pointer addressing modes directly serve needs of compiler writers.
3. Tendency of native (enhanced) mode coding to become trickier than 6502 due to tightly packed architecture (all 256 op codes used) and opportunity to flip back and forth dynamically between modes and between register and data widths.

Hardware notes:

1. Compare diagram with previous 650X family (see diagram pg 127) to see nature of architectural enhancements. The 8-bit registers have been widened to 16 bits, and the 16-bit registers widened to 24 bits.
2. The -816's control-bus outputs facilitate multiprocessing, caching, and virtual memory. The control-bus inputs let you abort instructions for virtual memory as well as control-bus access.

HARDWARE SUPPORT SOFTWARE

WDC recommends Hewlett-Packard (Colorado Springs, CO) logic analyzers to debug applications. HP offers several inverse assemblers for its logic analyzers. Microtek (Los Angeles, CA) and Macro Chip Research (Carrollton, TX) offer In-Circuit Emulators.


From Byte Works (Albuquerque, NM): The ORCA/M cross-assembly and utility package. C and Pascal compilers are also available.
From Apple (Cupertino, CA): Assembler and debugger (\$100) and C compiler.
From others: Supporting products are also available from S-C Software (Dallas, TX); Roger-Wagner Publishing (El Cajon, CA); and 2500 AD (Aurora, CO).

Our Competitor's Manufacturing Plant.

PC chip sets from UMC cost up to 30% less than you're probably paying right now.

The reason? Our major competitor merely *designs* chip sets. We design *and* manufacture them—in the most advanced semiconductor manufacturing facility in the world. So when you buy from us, there's no third-party markup.

We can make consistent, reliable, high-volume deliveries of very high quality PC chip



sets—and we can do it all on short notice.

If you'd like to get the kind of price breaks that come when the designer and manufacturer are

under one roof, call us today: 408-727-9589.

UMC Full Line Of Chip Sets

Model	Speed (MHz)	Chips per set	Total IC's
PC/XT	10	1	15
286/AT	12	3	8
286/AT	16/20	4	25
386SX/AT	16/20	2	12
386/AT	25/33	5	13/30
486/AT	40	—	—

Not including CPU, DRAM, EPROM, and keyboard decoder.



UNITED MICROELECTRONICS CORPORATION

©1990 United Microelectronics Corporation.

80186/80188

8/16-BIT NMOS AND CMOS

AVAILABILITY: Now for 8-MHz 80186/188. Now for 10-, 12.5-, and 16-MHz 80C186/80C188. AMD will have 20-MHz part in fourth quarter 1990.
COST: Less than \$10 (100) for 80186/188 in PLCC. Less than \$18 for 10-MHz 80C186/C188 in PLCC.

SECOND SOURCE: AMD and Siemens.

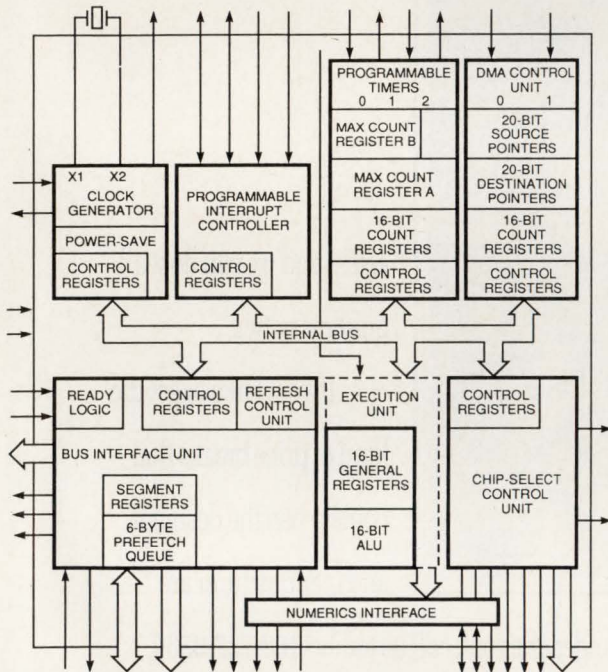
CORE: Intel's ASIC group has incorporated the 80C186 in its cell library.

Intel Corp
Embedded Controller Operation
5000 W Chandler Blvd
Chandler, AZ 85226
Phone (602) 961-8051
For more information, Circle No. 374

Description: The 80186, 80188, 80C186, and 80C188 are high-performance, highly integrated μ Ps. The 80186 family is completely upward compatible with 8086 object-code and contain 10 additional instructions. These embedded μ Ps integrate many common system components onto a single chip. The onboard peripherals include a clock generator, 2 independent DMA channels, a programmable interrupt controller, 3 programmable 16-bit timers, programmable memory, peripheral chip-select logic, and a programmable wait-state generator. Further enhancements to 80C186/C188 products include a fully static CMOS design, power-save mode, a DRAM-refresh control unit, a direct numerics interface, and a compatible mode.

Status: The 80C186 family of products is used in more than 3500 different customer applications.

HARDWARE CHARACTERISTICS SOFTWARE



I—DATA-MANIPULATION INSTRUCTIONS

Includes addition, subtraction, multiplication, and division. Arithmetic operations may be performed on 4 types of numbers: unsigned binary, signed binary (integers), unsigned packed decimal, and unsigned unpacked decimal. Binary numbers may be 8 or 16 bits long. Decimal numbers are stored in bytes: 2 digits per byte for packed decimal, and 1 digit per byte for unpacked decimal.

II—DATA-MOVEMENT INSTRUCTIONS

Data-transfer instructions move single bytes, words, and double words between memory and registers, as well as between register AL or AX and I/O ports. Stack manipulation instructions are also included, as are instructions for transferring flag contents and for loading segment registers. Subgroups of the data transfer instructions are general-purpose data, I/O, address-object, and flag-transfer instructions.

III—PROGRAM-MANIPULATION INSTR

Includes unconditional transfers, conditional transfers, iteration controls, and interrupts. Unconditional transfers include call, jump, and return instructions, which may transfer control to a target instruction within the current code segment (intersegment transfer). The conditional transfer instructions are jumps that may or may not transfer control, depending on the state of the CPU flags at the time the instruction is executed. You can use the iteration control instructions to regulate the repetition of software loops. The interrupt instructions let programs, as well as external hardware devices, activate interrupt-service routines.

IV—PROGRAM-STATUS-MANIP INSTR

Flag operations include carry, direction, and interrupt enable, all of which let programs control various CPU functions.

V—SYSTEM-LEVEL INSTRUCTIONS

The processor controls instructions responsible for external synchronization, which include halt, wait, escape, and lock.

Specification summary: 16-bit CPU with direct-addressing capability to 1M-byte memory and 64k-byte I/O with 6 address modes. There are 14 16-bit registers. Register-to-register operations execute at 125 nsec for the 16-MHz device. The typical current for the 80186/188 at 5V is 320 mA; for the 80C186/C188 running at 16 MHz it is 105 mA. These parts come in 68-pin PGAs, LCCs, and PLCCs.

Hardware notes:

1. Diagram is for 80C186.
2. The 80C188 is the 8-bit external-data-bus version of the 80C186. The 80C188 has all other 80C186 features except for the numerics interface.
3. The 80186 and 80188 do not have the DRAM-refresh control unit, power-save mode, or the direct numerics interface.
4. The 8087 math coprocessor supports the 80186/188; the 80C187 supports the 80C186.

HARDWARE SUPPORT SOFTWARE


From Intel: ICE186 in-circuit emulator (\$10,618) supports 80186 to 10 MHz. ICE186 in-circuit emulator (\$15,995) supports 80186/80C186 to 16 MHz. ICE188 (\$8495) and ICE 188 (\$9995) support 8-bit bus versions of the 80186 (80188/80C188). An evaluation board is also available (\$400).

From others: The family is widely supported by third-party universal development systems.

From Intel: Macroassembler, including linker, locator, mapper, and librarian. High-level-language compilers include PL/M, C, Fortran, and Pascal. iPAT performance analysis tool enables the analysis of real-time software execution in prototype systems. Analysis is performed symbolically, non-intrusively, and in real time with 100% sampling in the μ P prototype environment.

From others: Because of a wide range of 8086- and 8088-based systems, in particular the IBM PC, there is third-party software of all sorts, enough to fill catalogs. Check with Intel and various trade journals.

Text continued on pg 142



DESIGN NOTES

Number 41 in a series from Linear Technology Corporation

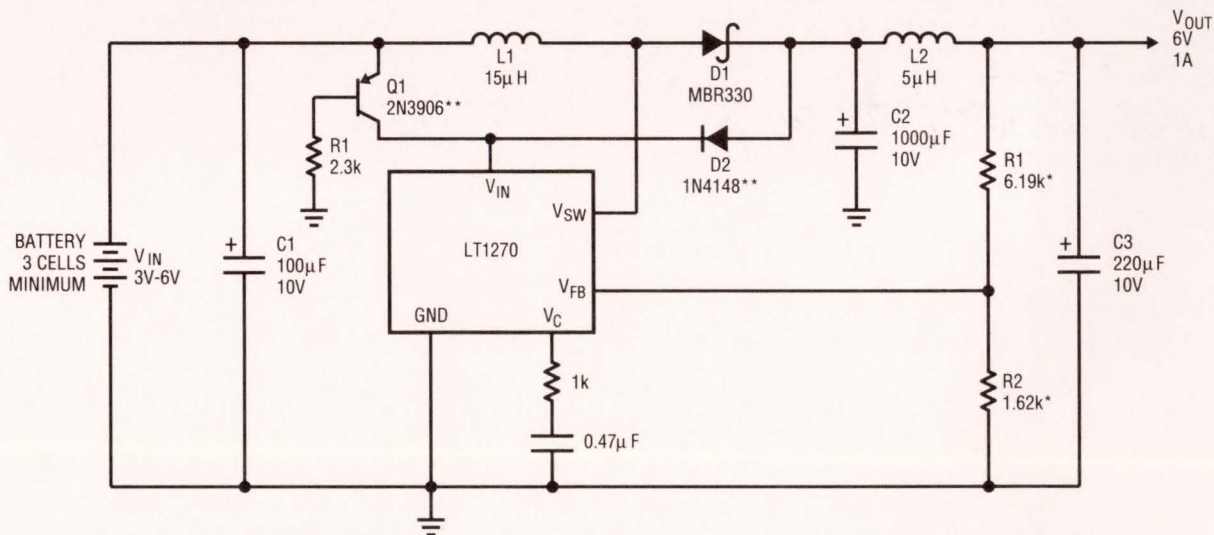
November, 1990

Switching Regulator Allows Alkalines to Replace NiCads

Brian Huffman

In many applications it is desirable to substitute non-rechargeable batteries for chargeable types. This capability is necessary when the NiCads can't be recharged or long charge times are unacceptable. Alkaline batteries are an excellent choice in this situation. They are readily available and have reasonable energy density. Compared to Alkalines, NiCads provide a more stable terminal voltage as they discharge. NiCads decay from 1.3V to 1.0V, while Alkalines drop from 1.5V to 0.8V. Replacing NiCads with Alkalines can cause unacceptable low supply voltage, although available energy is adequate. A boost type switching regulator obviates this problem, allowing Alkaline cells to replace NiCads. The circuit shown in Figure 1 accommodates the Alkaline cells widely varying terminal voltage while providing a constant output voltage.

This circuit is a step-up boost type switching regulator. It maintains a constant 6V output as battery voltage falls. The inductor accumulates energy from the battery when the LT1270 switch pin (V_{SW}) switches to ground and dumps its stored energy to the output when the switch pin (V_{SW}) goes off. The feedback pin (V_{FB}) samples the output from the 6.19k-1.62k divider. The LT1270's error amplifier compares the feedback pin voltage to its internal 1.24V reference and controls the V_{SW} pin switching current, completing a control loop. The output voltage can be varied by changing the resistor divider ratio. The RC damper on the V_C pin provides loop frequency compensation. The minimum start up voltage for this circuit is 3V. If a 3.3V start up voltage is permissible R1 and Q1 can be removed with D2 replaced by a short.



* = 1% FILM RESISTORS
** = OPTIONAL - FOR 0.3V LOWER START UP VOLTAGE
D1 = MOTOROLA - MBR330
C1 = NICHICON - UPL1A101MRH

C2 = NICHICON - UPL1A102MRH6
C3 = NICHICON - UPL1A221MRH
L1 = COILTRONICS - CTX15-8-52
L2 = COILTRONICS - CTX5-1-FR

$$V_{OUT} = 1.24V \left(1 + \frac{R1}{R2} \right)$$

Figure 1. Low Voltage Circuit Provides Constant Output Voltage as Battery Discharges

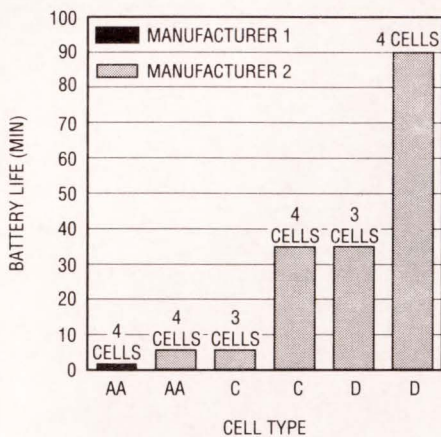


Figure 2. Battery Life Characteristics for Different Batteries for a 6W Load

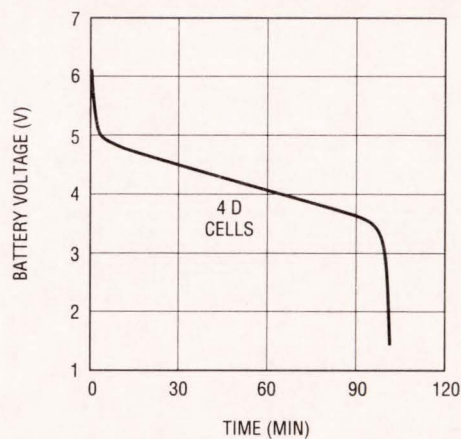


Figure 3. Alkaline Battery Discharge Characteristic with 6W Load

Bootstrapping the V_{IN} pin off the output voltage allows the battery voltage to drop below the minimum start up voltage, while maintaining circuit operation. For example, with three C cells the battery voltage is initially 4.5V and operates down to 2.4V. With this bootstrapped technique the circuit provides a constant output voltage over the battery's complete operating range, maximizing battery life.

Battery life characteristics are different for various cell types. Figure 2 compares battery life between AA, C, and D cells with a 6W load. In this application the power drain from the battery remains relatively constant. As the battery voltage decreases the battery current increases. The AA types discharge quicker than the C or D cells. They are physically smaller than the other cells, and therefore store less energy. The AA cells are 3 times smaller than the C cells and 6 times smaller than the D cells.

Current drain also influences cell life. Battery life significantly decreases at high current discharge. Slightly higher battery stack voltages permit surprising battery life increases. The higher voltage means lower current drain for a constant power load. Operating at just 33% less current the four C cells last 5 times longer than three C cells.

Battery life characteristics vary widely between manufacturers. Some manufacturers' cells are optimized to operate more efficiently at lower current levels, making it wise to consult the battery manufacturer's discharge characteristics.

Figure 3 shows Alkaline battery discharge characteristics for four D cells. A fresh cell measures 1.5V and operates down to 0.8V before the cell dies. The battery stack voltage

drops quickly and then stabilizes until it reaches 3.2V; 0.8V per cell. There is no usable battery life beyond this point.

Figure 4 shows efficiency exceeding 85%. The diode and LT1270 switch are the two main loss elements. The Schottky diode introduces a relatively constant 7% loss, while the LT1270 switch loss varies with battery voltage. As battery voltage decreases, switch current and duty cycle increase. This has a dramatic effect on switch loss, because switch loss is proportional to the square of switch current multiplied by duty cycle. Therefore, at low input voltages efficiency is degraded because this loss is a higher percentage of the battery power drain.

If lower output current is desired, an LT1170, LT1171, or LT1172 can be used.

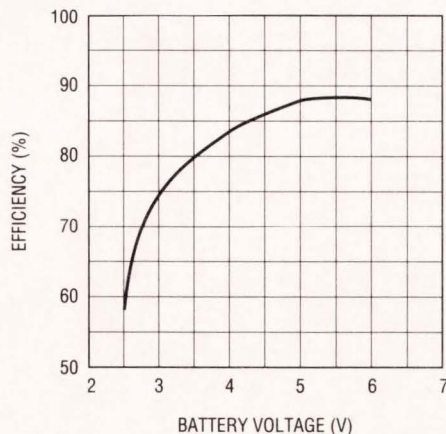


Figure 4. Efficiency for Various Battery Voltages

For literature on Switching Regulators, Call (800) 637-5545. For applications help, call (408) 432-1900, Ext. 456

See our
specs in

CAPS

Where can you
find specs on
ICs from every
semiconductor
advertiser in
this magazine?

... in CAPS!

Just over a year ago, we introduced CAPS™ – the PC-based system that revolutionized the integrated circuit search and selection process. Engineers loved it!

Today, CAPS gives you vital information on more than 500,000 parts from over 425 manufacturers worldwide. Plus, you get hundreds of thousands of digitally-stored images of complete manufacturers' datasheets. All delivered on CD-ROM discs and updated every month!

To make it easy, CAPS includes everything you need and runs on standard hardware like IBM® PC/AT™-style PCs, PC networks, and Sun-3™ workstations.

So, if you're looking for ICs and semiconductors, take a look at CAPS. We've got the best names in the business.

*Find out more! For a free brochure,
call 800-245-6696 today!*

C A H N E R S

CAPS™

Computer Aided
Product Selection

Cahners Technical Information Service
275 Washington Street
Newton, MA 02158-1630
Telephone: 617-558-4960
Facsimile: 617-630-2168
Telex: 940573

800-245-6696

Look for ads from these IC and
semiconductor manufacturers
in this issue:

Advertiser	Page
Actel Corp.	8-9
Altera Corporation	32-33
Analog Devices	192-193
Atmel	114
Cypress Semi	6
Dallas Semiconductor	158-159
Electronic Designs Inc.	68
Exar Corporation	1
Fujitsu Microelectronics	C2, 30, 129, 131, 133
Integrated Device Tech.	44
Intel	88-89
International Rectifier	C3
Linear Technology	139-140
Matra Harris Semi	216
Maxim Integrated Products	47, 49, 51
Micrel Semiconductor	146
Microlinear	194-195
Micron Technology	182
Motorola Semi	118, 58-59
National Semiconductors	142-144
NCR Corp.	176-177
NEC Electronics	185, 75, 76, 77
OKI Semi	24-25, 186
Precision Monolithics Inc.	164, 196
Samsung Semi	12-13
Siemens Components	22-23, 121-122
Signetics	55
Silicon Systems Inc.	27, 74-75
Sony Component Products	34-37, 206-207
Texas Instruments	81
Zilog	

CAPS is a trademark of Reed Publishing (USA) Inc. IBM is a registered trademark and AT is a trademark of International Business Machines Corporation. Sun-3 is a trademark of Sun Microsystems, Inc.

AVAILABILITY: Now for 8-, 10-, and 12.5-MHz devices. Now for 16- and 20-MHz versions from AMD and Harris. (Harris also offers a 25 MHz 80C286.) Now for CMOS 12.5-MHz 80C286.

COST: \$10 (1000) for 8-MHz device; \$13.50 (1000) for 12.5-MHz device. \$30 (1000) for 12.5-MHz 80C286. Siemens charges \$8, \$12, and \$21 (1000) for 8-, 12.5-, and 16-MHz devices, respectively.

SECOND SOURCE: AMD and Siemens. Harris for CMOS 80C286.

Description: The 80286 is upward compatible with the 8086 and 80188 and includes on-chip memory management and hardware support for multiuser, multitasking systems. A 4-level protection model provides task/ task and user/operating-system protection. The 8-MHz 80286 is 6 times faster than the 5-MHz 8086 due to its pipelined architecture, 8M-byte/sec bus and 3.5-nsec interrupt time. Used in the IBM PC/AT and its clones.

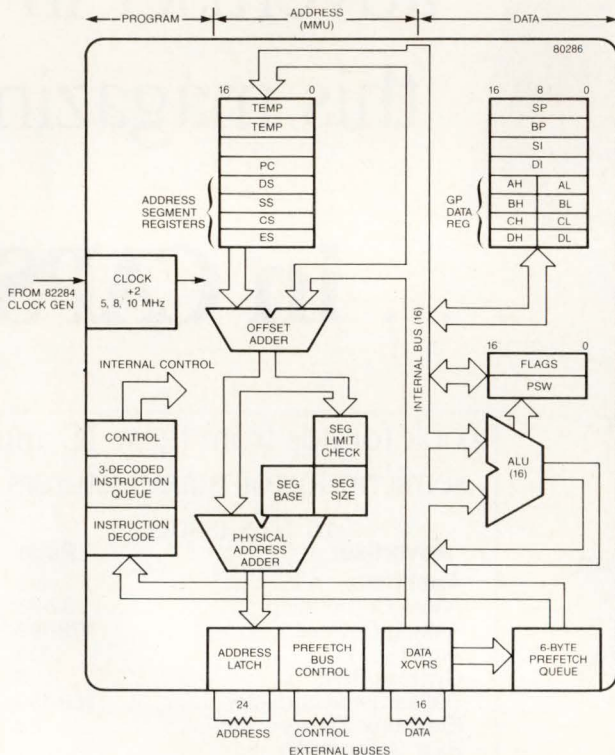
Intel Corp
3065 Bowers Ave
Santa Clara, CA 95051
Phone (408) 987-8080
For more information, Circle No. 375

Status: Intel has de-emphasized the 80286 in favor of its 32-bit siblings, the 80386SX, 80386, and 80486. However, in spite of very low growth, the 80286 still has the highest volume in the 8086 family. Its popularity has been based on the IBM PC/AT. Since Intel has shown no inclination to let vendors second source the 80386, the 80286 should have a long life. Therefore, expect more enhanced 80286s, such as the 16- and 20-MHz versions from AMD and the CMOS version from Harris. Unfortunately for the second sources, the 80286's big sisters, the 80386SX, 80386, and 80486, are taking over many of its applications.

HARDWARE

CHARACTERISTICS

SOFTWARE

**Hardware notes:**

- Support chips for 80286: 82C284 clock, 82288 bus controller, 80287 floating-point numeric processor (\$187.15 (1000) for 10-MHz version), and 82258 advanced DMA coprocessor.
- High-integration chip sets for the IBM PC/AT are being offered by Chips and Technologies (San Jose, CA), Zymos (Sunnyvale, CA), VLSI Technology (Phoenix, AZ), Hudson & Supinger (Santa Clara, CA), Capital Equipment Corp (Burlington, MA), and Via Technologies Inc (Sunnyvale, CA), as well as by Intel. These chips consolidate devices used around compute engines for the 80286.

I—DATA-MANIPULATION INSTRUCTIONS

8- and 16-bit signed and unsigned arithmetic in binary or decimal, including multiply and divide.

Logical operations on bytes, words, and blocks.

II—DATA-MOVEMENT INSTRUCTIONS

Addressing modes include literal, relative (to register and to segment), register, base plus index, base relative indexed, and register indirect.

Programmers can manipulate 16,383 segments in memory by means of memory-base descriptor tables and 4-segment registers. These segments can be between 1k and 64k bytes in length.

III—PROGRAM-MANIPULATION INSTR

Has calls, jumps, and returns within the same protection level, across protection boundaries, and between tasks.

Intrasegment calls and jumps use self-relative displacement for position-independent code.

Intersegment calls and jumps use the memory-based descriptor tables to provide position independence of code.

Conditional jumps upon Boolean functions of flags within ± 128 bytes of instruction.

Iteration control of loops.

String instructions, including repeat, for rapid iteration.

IV—PROGRAM-STATUS-MANIP INSTR

8085 flags (carry, auxiliary carry, parity, zero, and sign) plus overflow, interrupt enable, direction (strings), trap (single-step), I/O privilege level, and nested task. Flag register is software accessible.

Specification summary: 16-bit CPU with 1G-byte virtual-address space per user, mapped onto 16M-byte physical-address space. Bus cycles execute in 250 nsec at 8-MHz clock frequency (200 nsec at 10 MHz), requiring 0.25 μ sec for register-to-register moves at 8-MHz clock frequency, with 8M-byte/sec bus bandwidth. HMOS ion-implanted, silicon-gate circuitry in a large chip (335 \times 339 mils, approximately 134,000 transistors). Requires 5V at 600 mA. Has 2 operating modes: Real-address mode emulates 8086; protected virtual-address mode native to 80286. Housed in a 68-pin Jedec type-A LCC, PLCC, and PGA.

Software notes:

- Has high-level-language support instructions.
- Virtual-address translation, memory management, and protection performed by CPU for faster execution.
- Trusted instructions can only be executed at highest protection levels.

HARDWARE

SUPPORT

SOFTWARE

From Intel: ICE-286 in-circuit emulator (\$12,494) supports 80286 at 8 and 10 MHz. It is hosted on IBM PC/AT and PC/XT. ICE286 (\$12,495) supports 80286 at 12.5 MHz. iPAT performance analysis tool includes a hardware base unit, an interface to the in-circuit emulator, and host software for the PC/AT and PC/XT. iPAT provides high-level access to target-system performance analysis and test-case code-coverage analysis for the 80286 in real and protected mode.

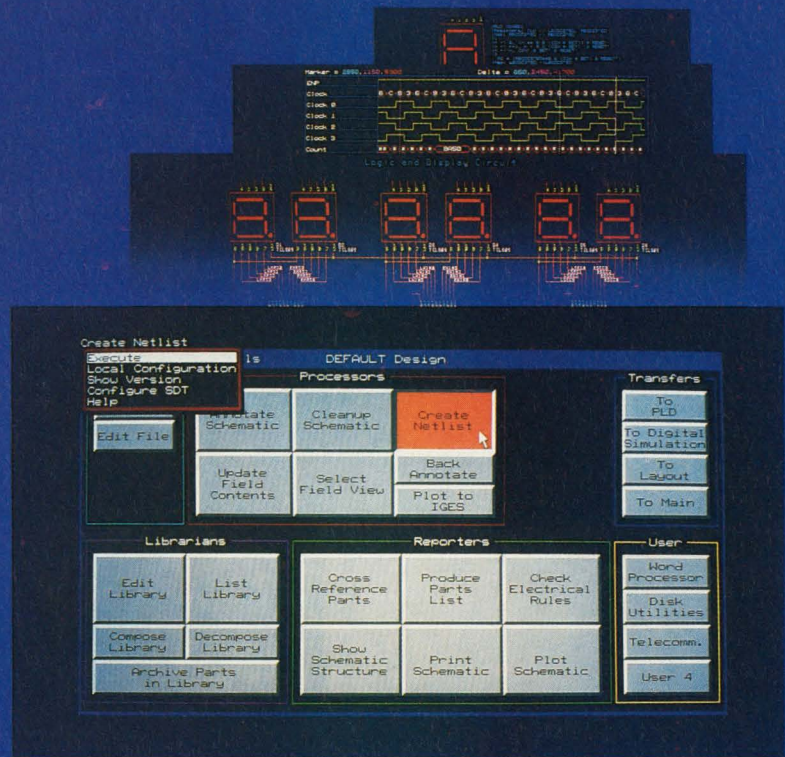
From others: A number of third-parties support the 80286 on their universal development systems.

From Intel: Macroassembler (ASM 286), which includes systems builder, binder, mapper, and librarian. Compilers for C, Pascal, PL/M, and Fortran. For applications running in virtual 8086 mode, any of Intel's 8086 software tools can be used. Hosts include PC-DOS and VAX/VMS. \$750 for DOS version. Real-time operating systems (Intel's iRMX 286) available.

From others: Other operating systems and compilers being developed by third-party software houses include MP/M-286 (Digital Research), Xenix-286 (Microsoft), Coherent 286 (Mark Williams), Concurrent DOS (Digital Research), Unix System V (Digital Research), and OS/2 by Microsoft (Redmond, WA).

Text continued on pg 147

OrCAD presents Release IV



The limits are gone

OrCAD has introduced the greatest product upgrade in its history. Memory limits, design restrictions, even boundaries between products are all disappearing.

For years, OrCAD's competitors have been playing a game of catch-up. With the introduction of Release IV, the race is over. No one will match our price/performance ratio on these features:

- Schematic Parts Library has been increased to over 20,000 unique library parts
- Digital Simulation process has been speeded up by an order of magnitude
- Printed Circuit Board Layout package offers autoplacement and autorouting at no extra charge
- Expanded memory capabilities

Best of all, OrCAD introduces ESP

ESP is a graphical environment designed specifically for the electronic designer. Software tools appropriate for different stages in the design process are now linked together to form a seamless flow of information. This easy-to-use framework relieves the designer of time consuming tasks and the inconvenience of moving from one tool set to another. You can now spend more time productively designing.

For more information . . .

You need to know more about Release IV and all of the benefits OrCAD has to offer. Call the telephone number below and we'll send you a free demonstration disk.

OrCAD 


More designs from more designers

For more information, call (503) 690-9881

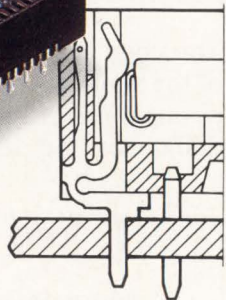
or write to OrCAD Sales Department, 3175 N.W. Alcock Drive, Hillsboro, Oregon, 97124

CIRCLE NO. 104

A chip carrier socket that won't play "pop goes the circuit."




Our sockets are designed to get solidly into contact and stay in contact. No matter what the outside influences. Pop-out is simply not a problem.



Controlled contact interface angle in AMP HPT sockets ensures positive chip carrier retention. Our exclusive removable housing allows direct inspection of solder joints, and fast repair/replacement of contacts.

The contacts are High Pressure Tin, an AMP proprietary design which creates very high normal forces—a minimum of 200 grams per contact—for maximum retention and reliable interconnection. Short-signal-path contacts float in the housing to accommodate thermal expansion.

Two basic styles of sockets are available: square or 32-position rectangular EPROM and SO-J. Both come in solder





tail or surface mount versions and feature all the important details. Tin-over-nickel plating is applied after the contacts are formed, to assure full plating. We've built in visual indicators for locating pin 1, and polarizing to aid correct insertion.

Orientation holes in the 94V-0 housing floor make registration to the

pc board both fast and simple, ideal for hand or tube-loaded robotic insertion. And the high pin counts make very effective use of real estate.

Call the AMP Information Center at 1-800-522-6752 for literature on HPT PLCC Sockets. AMP Incorporated, Harrisburg, PA 17105-3608.

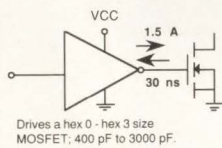
AMP Interconnecting ideas



Seven socket sizes are available, with carrier extraction tools provided for each size.

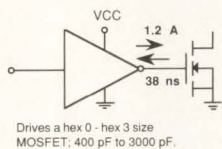
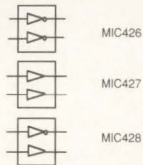
Now, one family drives all FETs.

High Speed, High Current Low Side MOSFET Drivers



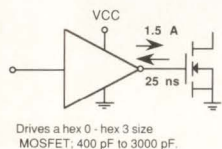
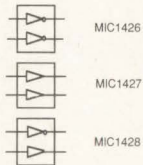
Drives a hex 0 - hex 3 size MOSFET; 400 pF to 3000 pF.

- MIC426/7/8 (Original)**
- 30 nS into 1000 pF
 - 4.5 V to 18 V supply
 - 1.5 A peak output
 - 6 Ω output impedance
 - Available in surface mount packages



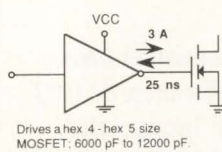
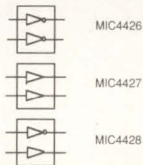
Drives a hex 0 - hex 3 size MOSFET; 400 pF to 3000 pF.

- MIC1426/7/8 (Low Cost)**
- Low cost predriver
 - 38 nS into 1000 pF
 - 4.75 V to 16 V supply
 - 1.2 A peak output
 - 8 Ω output impedance
 - Available in surface mount packages



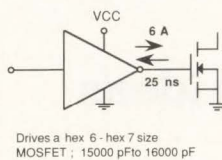
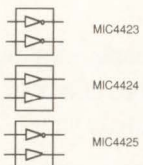
Drives a hex 0 - hex 3 size MOSFET; 400 pF to 3000 pF.

- MIC4426/7/8 (Protected)**
- Latch-up protected
 - 25 nS into 1000 pF
 - 4.5 V to 18 V supply
 - 1.5 A peak output
 - 7 Ω output impedance
 - Withstands 5 V negative swing
 - Available in surface mount and high temperature packages



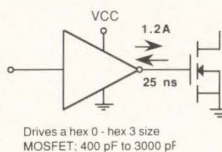
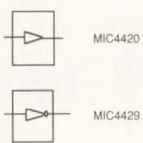
Drives a hex 4 - hex 5 size MOSFET; 6000 pF to 12000 pF.

- MIC4423/4/5 (High Current)**
- Latch-up protected
 - 25 nS into 1800 pF
 - 4.5 V to 18 V supply
 - 3 A peak output
 - 3.5 Ω output impedance
 - Withstands 5 V negative swing
 - Available in surface mount packages



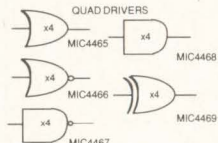
Drives a hex 6 - hex 7 size MOSFET; 15000 pF to 16000 pF.

- MIC4420/4429 (Singles)**
- Latch-up protected
 - 25 nS into 10,000 pF
 - 4.5 V to 18 V supply
 - 6 A peak output
 - 2.5 Ω output impedance
 - Withstands 5 V negative swing
 - Available in surface mount packages

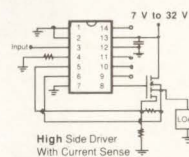


Drives a hex 0 - hex 3 size MOSFET; 400 pF to 3000 pF.

- MIC4465/6/7/8/9 (Quad)**
- Latch-up protected
 - 25 nS into 470 pF
 - 4.5 V to 18 V supply
 - 1.2 A peak output
 - Available in surface mount packages
 - Five logic choices

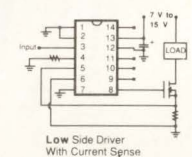


High Side, Protected MOSFET Drivers

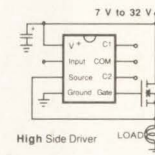


High Side Driver With Current Sense

- MIC5010**
- Full featured predriver
 - Optional speed up caps
 - 7 V to 32 V supply
 - Internal charge pump
 - 60 μS into 1 nF
 - Over current sensing
 - Fault flag output
 - Surface mount packages
 - Dynamic sensing threshold

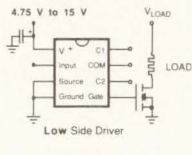


Low Side Driver With Current Sense

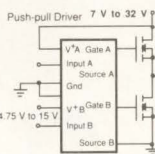


High Side Driver

- MIC5011**
- Minimum parts count
 - Optional speed up caps
 - 4.75 V to 32 V supply
 - Internal charge pump
 - 60 μS into 1 nF
 - Surface mount packages

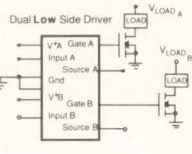


Low Side Driver

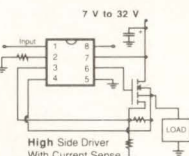


Push-pull Driver 7 V to 32 V

- MIC5012**
- Dual predriver
 - Provides high and low side
 - 4.75 V to 32 V supply
 - Internal charge pump
 - 60 μS into 1 nF
 - Surface mount packages

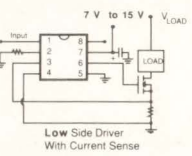


Dual Low Side Driver



High Side Driver With Current Sense

- MIC5013**
- Over current sensing
 - 7 V to 32 V supply
 - Fault flag output
 - Internal charge pump
 - 60 μS into 1 nF
 - Surface mount packages
 - Dynamic sensing threshold



Low Side Driver With Current Sense

Choose from the widest selection of MOSFET predrivers in the industry. Whether your specification requires ultrafast low side driving, overcurrent protected high side driving, or overcurrent protected low side driving of 1 Amp to 100 Amp MOSFETs, we can supply the right product from our family of CMOS drivers to reliably meet your needs. For details contact: Micrel Semiconductor, 560 Oakmead Parkway, Sunnyvale, CA 94086. Or call (408) 245-2500.

MICREL
SEMICONDUCTOR

The Intelligent Power Company™

MCS-96 FAMILY

16-BIT NMOS AND CMOS

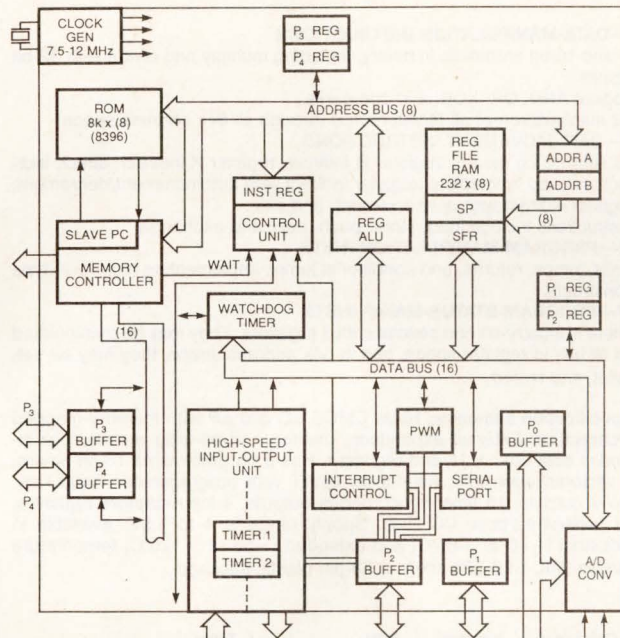
AVAILABILITY: Now for 8096BH, 8097BH, 8097JF, and 8098.
COST: \$5-\$20.
SECOND SOURCE: None.

Intel Corp
 Chandler Microcontroller and ASIC Div
 5000 W Chandler Blvd
 Chandler, AZ 85226
 Phone (602) 961-8051
 For more information, Circle No. 376

Description: Highly integrated 16-bit microcontroller combining 16-bit CPU with extensive I/O handling. On-chip memory includes as much as 8k bytes of ROM/EPROM/OTP and 232 bytes of register-file. Also includes as much as 256 bytes of on-chip code RAM. I/O capabilities include an 8-channel, 10-bit ADC, full-duplex UART, 8-level priority interrupt, pulse-width-modulated output, high-speed I/O subsystem, four 16-bit software timers, as many as five 8-bit I/O ports, and 1 watchdog timer.

Status: This earliest of the 16-bit μ Cs continues to maintain a large share of the 16-bit market. Intel has expanded the MCS-96 family to suit various segments of the market.

HARDWARE CHARACTERISTICS SOFTWARE



I—DATA-MANIPULATION INSTRUCTIONS

8- and 16-bit signed and unsigned arithmetic in binary, including multiply and divide.
 Logicals.
 Bit, byte, word, and double-word operations.

II—DATA-MOVEMENT INSTRUCTIONS

Addressing modes include direct, immediate, indexed, indirect, and indirect with autoincrement.
 Load and store, push and pop.

III—PROGRAM-MANIPULATION INSTR

Has calls, jumps, and returns.
 Conditional jumps upon Boolean functions of flags within ± 128 bytes of instruction.
 Iteration control of loops.

IV—PROGRAM-STATUS-MANIP INSTR

Zero, sign, overflow, carry, overflow trap, interrupt enable, and sticky bit (records previous value of carry during right shifts).
 Can set and clear some bits.

Specification summary: 16-bit μ C with split-memory architecture; 8k-byte ROM and 232 bytes of register-file RAM on chip. External memory expandable to 64k bytes, with data-bus dynamically programmable as 8 or 16 bits. Register-to-register architecture with ALU operating directly on register file. Has 8-channel, 10-bit A/D converter; four 16-bit software timers; PWM output; five 8-bit I/O ports; full-duplex serial port; and high-speed pulse I/O ports. 16×16 -bit multiply as fast as 1.75 μ sec and $32/16$ -bit divide as fast as 3 μ sec. In 48-pin DIP, 68-pin PLCC, or 68-pin PGA.

Hardware notes:

1. The NMOS MCS-96 family consists of parts available with A/D converter, 8- or 16-bit external bus. On-chip memory alternatives include ROM, EPROM, and one-time programmable versions. Packaging options include 68-pin PLCCs, 64-pin shrink DIPs, 48-pin DIPs, and 68-pin PGAs.
2. I/O subsystem has 4 high-speed capture inputs and 6 high-speed pulse outputs. Storage in 8-deep FIFO (inputs) and content addressable memory (outputs).
3. 16-bit watchdog timer allows recovery from hardware or software error.

HARDWARE SUPPORT SOFTWARE

Programming support for EPROM versions supplied through Intel's line of universal PROM programmers as well as third-party programs from companies such as Data I/O, Stag, and Elan.

From Intel: Macroassembler (ASM-96), PL/M-96, and C-96 compilers. PL/M and C compilers supply hardware-control features such as interrupts. Each software package includes relocation/linkage utility (RL-96); library management utility (LIB-96); object-to-hex conversion utility (OH-96); and FPAL-96, a 32-bit floating-point utility. Software packages run on IBM PCs and compatible computers. \$750 for a single-user license.

From Archimedes (San Francisco, CA): ANSI C-8096 compiler with additional features, such as control of interrupt. Hosted on IBM PC (\$995), MicroVAX (\$3995), and VAX (\$5995).

From Cybernetic Micro Systems (San Gregorio, CA): Graphics programming and simulation aids, which run on IBM PCs (\$295 and \$995, respectively).

HPC16000 FAMILY

16-BIT CMOS

AVAILABILITY: Now for 20- and 30-MHz parts.

COST: \$5 to \$25 in volume.

SECOND SOURCE: None.

CORE: The HPC family is core based. National says the family of standard parts is continuously growing.

Description: 16-bit CMOS μ C family with basic version having onboard ROM, RAM, extensive I/O, and peripherals. Original HPC had 16.8-MHz clock. Due to shrinking, new HPC16083 is offered in both 20-MHz and 30-MHz versions. The 30-MHz part's shortest instructions are just 134 nsec over -55 to $+125^{\circ}\text{C}$.

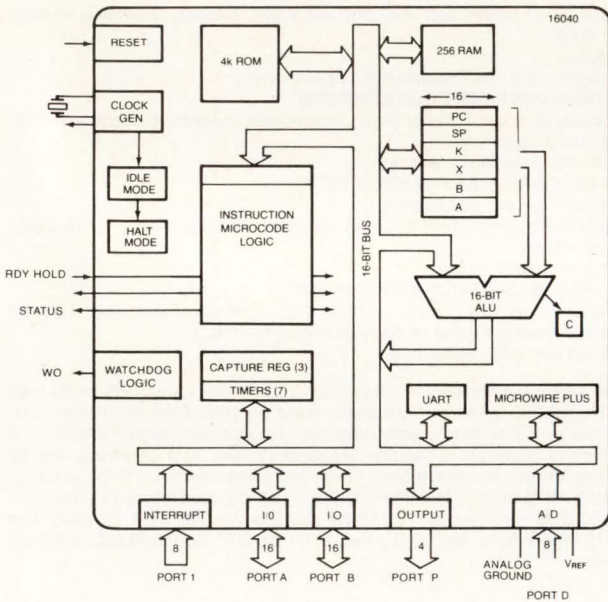
National Semiconductor Corp
 2900 Semiconductor Dr
 Santa Clara, CA 95051
 Phone (408) 721-5000
 For more information, Circle No. 377

Status: HPC is a family of industrial controllers. Supplier's benchmarks (August '86 with HPC at 17 MHz) indicate that HPCs out perform other similar 8- and 16-bit controllers, such as Intel 8096, Motorola 68HC11, and TI370 on both throughput and ROM-program efficiency. NEC 78XXX and Zilog Super Z8 weren't mentioned. Dataquest numbers show the HPC as the largest selling 16-bit CMOS μ C.

HARDWARE

CHARACTERISTICS

SOFTWARE



Hardware notes:

- Family is designed around common μ P core for instruction-set consistency, with different models having various assortments of on-chip peripheral functions. Onboard peripheral functions planned are ADCs, gate arrays for customization, dual-port RAMs for efficient interprocessor communication (download/uploading), and EEPROMs.
- Microwire/Plus is used for synchronous serial data communications with supplier's Microwire peripherals (ADCs, display drivers, EEPROM), COPS 4-bit μ Cs, 8050 8-bit μ Cs, and other HPCs for multiprocessing.
- Watchdog logic monitors operations and signals upon the occurrence of any illegal activity, such as infinite loops.
- Halt and idle modes provide additional power savings by stopping clock or disconnecting it.
- Emulator parts are available for the HPC family.
- HPC16083 and HPC16003 are MIL-883 and DESC-qualified.

I—DATA-MANIPULATION INSTRUCTIONS

8- and 16-bit arithmetic in binary, including multiply and divide with 32-bit results.

Logical AND, OR, XOR, and compares.

Bit manipulation of all registers and through all 64k address space.

II—DATA-MOVEMENT INSTRUCTIONS

10 addressing modes: register B indirect, register X indirect, direct, indirect, indexed, immediate, register indirect with autoincrement/decrement, register indirect with autoincrement, and skip.

Instructions include load, store, push, pop, and exchange.

III—PROGRAM-MANIPULATION INSTR

Calls, jumps, returns, and conditional jumps implementing high-level-type constructs.

IV—PROGRAM-STATUS-MANIP INSTR

There is a carry-bit and several status registers. They may be manipulated as all bits in register space, and in 64k address space, they may be set, reset, and tested.

Specification summary: 16-bit CMOS μ C and μ P with memory-mapped architecture. External expandable memory. 16-bit-wide architecture includes data bus, ALU, and registers. Has 8 programmable 16-bit timers, 8 vectored interrupts, full-duplex UART with programmable baud rate, PWM outputs, 10 timer-synchronous outputs, 4 input-capture registers, 52 general-purpose I/O lines. Supply range is 4 to 5.5V. Available in industrial (-40 to $+85^{\circ}\text{C}$) and extended (-55 to $+125^{\circ}\text{C}$) temperature ranges (MIL-STD-883 now). In 68-pin plastic package.

Commercial version (0 to 70°C)	Industrial version (-40 to $+85^{\circ}\text{C}$)	ROM EPROM (bytes)	RAM (bytes)	I/O pins	Timer base counters	Other
HPC46003	HPC36003	ROMless	256	52	8	4 input capture registers
HPC46004	HPC36004	ROMless	512	52	8	4 input capture registers
HPC46064	HPC36064	16.0k	512	52	8	4 input capture registers
HPC46083	HPC36083	8.0k	256	52	8	4 input capture registers
HPC46104*	HPC36104	ROMless	512	52	8	4 input capture registers and 8-channel ADC
HPC46164*	HPC36164	16.0k	512	52	8	4 input capture registers and 8-channel ADC
HPC46400	HPC36400	N/A	256	56	4	HDLC & DMA
HPC46400	HPC36400E	N/A	256	56	4	HDLC & DMA
HPC467164*	HPC367164	16.0k	512	52	8	EPROM & one-time-programmable device
HPC46083MH		8.0k	256	52	8	EPROM

*Available in 1991

All devices have 8 interrupts, implement their stacks in RAM, have at least 1 serial I/O port, and come in 68-pin packages
 MIL versions available

HARDWARE

SUPPORT

SOFTWARE

A designer's kit is available for less than \$500. Supplier's HPC development system costs approximately \$7000 for the HPC family. A high-end development system will be available from Hewlett-Packard as part of the HPC64700 in 1990. Both development systems can be used in conjunction with various hosts like IBM PC/ATs or HP9000 Series 300s. Dial-A-Helper is a 24-hr, on-line computer bulletin board serviced by National. It provides the latest information on all National μ C chips (including development systems) and also specific application support. Call (408) 739-5582 for more information.

Cross-assembler and C compiler to run on IBM PC. VAX (Unix/VMS) support is available, as is a symbolic debugger. Floating-point math and general math packages are currently available. Extensive application software is available for ISDN and SCSI.

GOOD ANALYSIS DOESN'T HAVE TO COST A FORTUNE.



Deep-seated quirks hidden within your complex designs. They can drive you crazy. Delay product time-to-market. And strain your design budget. But there is a solution.

And Simucad offers it now. In fact, in 1984 we wrote the textbook on cost-effective design analysis, with our industry-standard SILOS simulation software.

Now, the leader is back. With SILOS II, the world's most powerful interactive logic and fault simulation system. Analyze your subject, top-

down and bottom-up, for less than you'd expect. SILOS II spells hardware independence. And the ability to address every element of your design's complex personality—from circuit description to final verification.

Get a head start on your competition. With SILOS II, the essential analysis software. It'll improve both your mental and fiscal health. Call us today, (415) 487-9700.



Simucad Inc., 32970 Alvarado-Niles Rd., Union City, CA 94587



1985
TLC549
8 Bit A/D

Introduction of LinCMOS Technology



1986
TLC1540
10 Bit A/D

12 Channel LinCMOS Technology



1987
TLC7524 (AD7524)
1st D/A Converter

Introduction of Advanced LinCMOS Technology



1987
TLC7528 (AD7528)
1st 8-bit D/A Dual Channel
Advanced LinCMOS Technology



1988
TLC10 (MF10)
1st Dual-switched Capacitor With Filter
Advanced LinCMOS Technology



1989
TLC32044
1st 14 Bit A/D, D/A And Filter On Same Chip
Advanced LinCMOS Technology

Marshall boasts a fine lineage.

At Marshall, we have a history of making history in linear technology. Like supporting each new generation from Texas Instruments. Now our line includes TI's family of Advanced Linear components. With higher performance, higher levels of integration and merging of analog and digital signals. So whether your applications are mainframes and modems or terminals and test equipment, Marshall stocks the TI Linear and Advanced Linear parts you need. After all, we've been doing it for generations.

Marshall

TEXAS INSTRUMENTS
Authorized Distributor

(* Authorized Locations) AL Huntsville (205) 881-9235 * AZ Phoenix (602) 496-0290 * Tucson (602) 790-5087 * CA Irvine (714) 458-5301 * Los Angeles (818) 407-4100 * Sacramento (916) 655-9700 * San Diego (619) 578-9600 * San Francisco (415) 942-4000 * CO Denver (303) 451-8585 * CT Connecticut (203) 265-3822 * FL Ft. Lauderdale (305) 977-8890 * Orlando (407) 767-8585 * Tampa (813) 573-1399 * GA Atlanta (404) 925-8750 * IL Chicago (708) 490-0155 * IN Indianapolis (317) 257-0408 * KS Kansas City (913) 492-5123 * MA Boston (508) 658-0810 * MD Maryland (301) 622-1118 * MI Michigan (313) 525-5850 * MN Minneapolis (612) 559-2211 * MO St. Louis (314) 291-4650 * NC Raleigh (919) 878-9882 * NJ N. New Jersey (201) 882-0320 * NY Binghamton (607) 798-1611 * Long Island (516) 275-2424 * Rochester (716) 235-7620 * OH Cleveland (216) 248-1788 * Dayton (513) 898-4480 * OR Portland (503) 644-5050 * PA Philadelphia (609) 234-9100 * Pittsburgh (412) 788-0441 * TX Austin (512) 857-1991 * Dallas (214) 235-5200 * El Paso (915) 593-0706 * Houston (713) 895-9200 * San Antonio (512) 754-5100 * UT Salt Lake City (801) 485-1551 * WA Seattle (206) 486-5747 * WI Milwaukee (414) 797-8400 * In Canada: G.S. Marshall Co., Montreal (514) 694-8142 * Ottawa (613) 564-0160 * Toronto (416) 458-8046 * Vancouver (604) 456-0068 * Western Canada (800) 465-6640

AVAILABILITY: Now.
COST: \$25 (10,000)
SECOND SOURCE: SGS-Thomson.

Siemens Components Inc
 Integrated Circuits Div
 2191 Laurelwood Rd
 Santa Clara, CA 95054
 Phone (408) 980-4518
 For more information, Circle No. 378

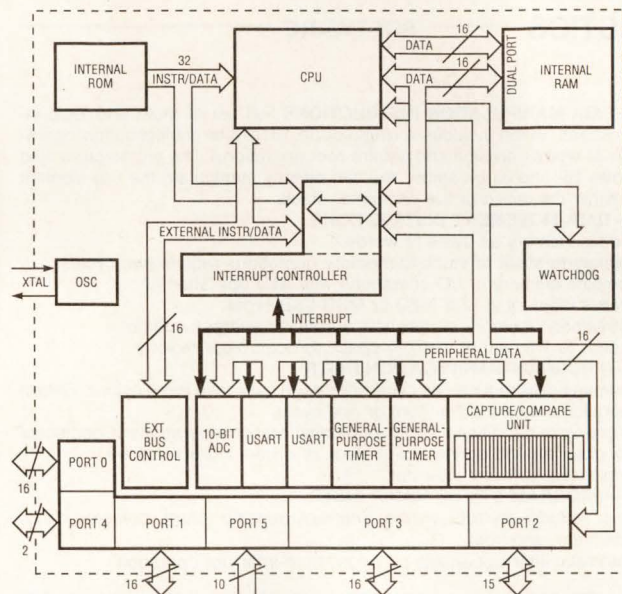
Description: The 80C166/83C166 is a 16-bit microcontroller for real-time applications. It uses a pipelined architecture and performs 8-, 16-, and 32-bit arithmetic and bit, byte, and word manipulations. You can freely allocate, within the internal RAM, any number of register banks with as many as 16 general-purpose registers. An interrupt controller with a peripheral event controller provides fast response to external events.

Status: Siemens claims its 16-bit modular design works well in automotive, industrial-control, and data communications applications. The 80C166 uses the vendor's experience with highly integrated derivatives of the 8051. Changing peripheral modules and on-chip RAM and ROM sizes to suit particular applications will help the family grow.

HARDWARE

CHARACTERISTICS

SOFTWARE



I—DATA-MANIPULATION INSTRUCTIONS

8-, 16-, and 32-bit signed and unsigned arithmetic instructions including fast multiply and divide. Multiple-bit shift and rotate in one machine cycle. Direct bit-to-bit manipulation in internal RAM. Various loop-control instructions.

II—DATA-MOVEMENT INSTRUCTIONS

Move instructions of byte or word in direct, immediate, indexed, and indirect with auto increment or decrement addressing modes. Flexible byte-to-word movements, system stack and user stack instructions.

III—PROGRAM-MANIPULATION INSTR

Intersegment and intrasegment calls and jumps. Conditional jumps on 16 different conditions (including semaphore support). Software traps.

IV—PROGRAM-STATUS-MANIP INSTR

You can change the current CPU priority to mask reactions on interrupts of lower priority. Hardware traps are issued on detected errors. A system-configuration register allows adjustment of the μ P to various system requirements.

Specification summary: Single-chip microcontroller with external bus interface, as much as 32k bytes of ROM or flash EPROM, and 1k byte of RAM. Selectable 8- or 16-bit external data bus with programmable wait states or ready function. Chip uses 40-MHz crystal to run at 20 MHz. Most instructions execute in one machine cycle. Interrupt response takes 3 to 5 cycles. You can allocate 32 interrupt sources to 16 priority levels. The peripheral event controller steals cycles to implement fast, asynchronous data transmissions. The capture/compare unit consists of two 16-bit timers with 400-nsec resolution. A general-purpose timer unit contains three 16-bit up/down timer/counters with 400-nsec resolution. Another general-purpose timer unit offers two 16-bit up/down timer/counters with 200-nsec resolution. The 80C166 provides 76 I/O lines in four 16-bit bidirectional ports, one 2-bit bidirectional port, and a 10-bit input port. Two USART channels provide 625k-baud serial communication. An on-board ADC provides 10-bit resolution and 15- μ sec conversion time.

Hardware notes:

1. The peripheral event controller services peripherals independent from the CPU. This controller module acts as an interrupt-driven DMA function between the CPU and peripherals.
2. The 80C166 is a task-oriented machine. The programmable interrupt priorities, a number of hardware and software traps, fast interrupt response time, and programmable register-bank allocation allow fast task switches.

HARDWARE

SUPPORT

SOFTWARE

Siemens supplies an 80C166 evaluation board with monitor and an emulator based on a bond-out chip. The board uses the IBM PC as a host.

From Siemens: A development package that includes a macro assembler, linker, locator, and library. A C compiler for ANSI standard C with additional support for 80C166-specific features. A software simulator that can simulate on-chip peripherals and an interrupt system allows debugging and software development. All software tools are IBM PC-based and are currently available.

AVAILABILITY: The RTX 2000-8 (8 MHz), the RTX 2000-10 (10 MHz), and the RTX 2001A-8 and -10 are available now in 84-pin PGA and PLCC packages. Military grades are also available.

COST: In 100-piece quantities: The 8-MHz RTX 2000 starts at \$99, the 10-MHz version starts at \$129, the 8-MHz RTX 2001A starts at \$49, and the 10-MHz RTX 2001A starts at \$76.

SECOND SOURCE: Zoran Corp (Santa Clara, CA).

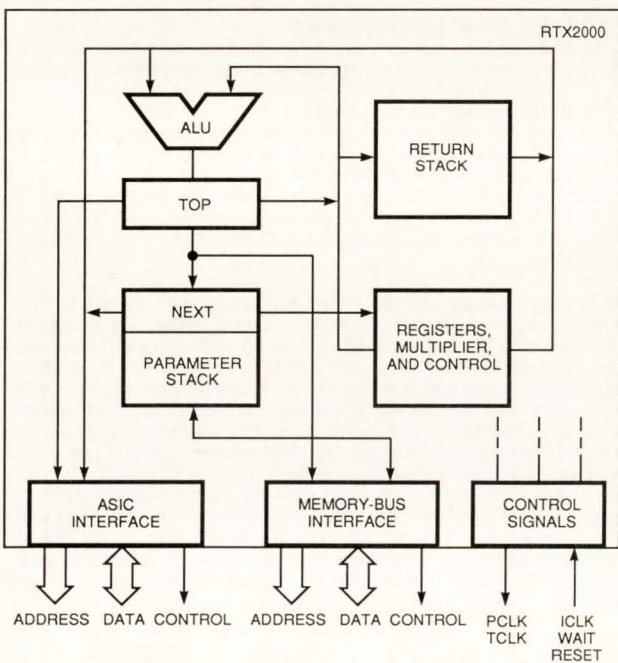
CORE: Available in the Harris's advanced standard-cell and compiler library.

Description: The RTX 2000 is a high-performance 16-bit μ P with on-chip timers, a interrupt controller, a multiplier, and two 256-word stacks. The manufacturer claims that the chip offers a sustained performance greater than 10 MIPS because each instruction requires only one clock cycle for execution. The chip's architecture lets designers add hardware accelerators and I/O devices that extend the chip's basic structure. The CMOS RTX 2000 operates between dc and the maximum clock rate. Power consumption is typically 5 mA/MHz.

Harris Semiconductor
Box 883
Melbourne, FL 32902
Phone (407) 724-3800
For more information, Circle No. 379

Status: Although Harris places its RTX 2000 in a RISC microcontroller category, the chip fits into the general-purpose μ P category, too. The company expects that most of the chip's applications will fall into the real-time embedded-control realm. Because the chip directly executes Forth commands, Harris expects that designers will find doing real-time software development relatively easy. Harris designed the RTX 2000 using its advanced standard-cell and compiler library. Thus, designers can incorporate the device into ASICs.

HARDWARE CHARACTERISTICS SOFTWARE



Hardware notes:

1. Diagram shows basic RTX 2000 architecture. The 2001A is a smaller version that lacks the hardware multiplier.
2. The ASIC-bus interface lets designers extend the chip's basic architecture with peripheral and I/O devices.

I—DATA-MANIPULATION INSTRUCTIONS Full set of math and logic instructions, which includes a single-cycle 16×16 -bit multiplication operation as well as division and square-root operations. The architecture also allows 16- and 32-bit shifts. You can directly manipulate the top element of either the return or the parameter stack.

II—DATA-MOVEMENT INSTRUCTIONS

Access memory as bytes or words.
 Memory-to-stack or stack-to-memory operations require two cycles.
 Combine memory or I/O operations with ALU operations.
 Access memory in LSB-MSB or MSB-LSB order.
 "Streamed" memory access with automatic address update.
 Access to 1M byte of memory space through page register.

III—PROGRAM-MANIPULATION INSTR

Intrapage calls require one cycle; interpage calls take three cycles. Return operations require either zero or one cycle.
 Single-cycle conditional or unconditional branch operations. Conditional branches depend on the top-of-stack or on the index registers.
 Single-level software interrupt.

IV—PROGRAM-STATUS-MANIP INSTR

Flags include interrupt enable, interrupt pending, carry, complex carry, byte order, and boot.
 Automatic interrupt enable on return-from-interrupt operation.

Specification summary: 16-bit CPU with 1M-byte address space. Bus cycles execute in 100 nsec with a 10-MHz clock. All instructions execute in 1 or 2 cycles, and the memory bus is active during every cycle. Additional I/O bus for high-speed transfer operations occurring simultaneously with memory-access and processing operations. The architecture includes two 64-word stacks, both of which may be active when memory- and I/O-transfer operations take place. Harris claims a peak data-transfer rate of 80M bytes/sec. On-chip peripheral devices include three counter/timer units and a 16-bit multiplier. The 107,000 mil² RTX 2000 and 80,000 mil² RTX 2001A are housed in an 84-pin PGA or an 84-pin PLCC package.

Software notes:

1. The RTX 2000 directly executes Forth statements; consequently, no assembly language exists for this processor.
2. Harris claims that the stack architecture is flexible enough to enable the chip to efficiently run many popular computer languages. The chip contains a parameter and a return stack.

HARDWARE SUPPORT SOFTWARE

From Harris: The Real-Time Express Development System (10 MHz, RTXDS-10; \$2995) runs from within an IBM PC or compatible. Harris also offers 8- and 10-MHz development boards (from \$1495) for those who want to write their own development software.

From others: The MicroProcessor Engineering (Southampton, UK; US agency is AMICS Enterprises, Rochester, NY) Power Board is a stand-alone unit that furnishes a variety of I/O ports and 500k bytes of RAM. VME Inc (Milpitas, CA) offers VMEbus development systems and stand-alone boards based on the RTX. Silicon Composers (Palo Alto, CA) also offers a variety of systems.

From Harris: Available software includes a target/host monitor; an IBM PC-based, C-development environment with interactive debugger; a Forth development system, which includes an RTX Forth cross-compiler; a disassembler; and a DOS file utility program. A Forth kernel and a multi-tasking operating system are also available.

From others: Laboratory Microsystems (Marina del Rey, CA), Forth Inc (Manhattan Beach, CA), and others have software packages for the RTX 2000 μ P. MicroProcessor Engineering's Power Forth for its development board is an extended Forth-83 development environment.



THIS DECADE, MAKE A COMMITMENT TO USE ONLY THE BEST.

FOR TEN YEARS INTROL HAS BEEN CREATING THE WORLD'S BEST HIGH-POWERED TOOLS FOR EMBEDDED SYSTEMS PROGRAMMERS. 🐛 OUR C COMPILERS, MODULA-2 COMPILERS, SOURCE LEVEL DEBUGGERS, AND MACRO ASSEMBLERS ARE IN USE BY MAJOR CORPORATIONS AND SAVVY INDEPENDENT CONSULTANTS FROM SAN FRANCISCO TO SINGAPORE. 🐛 WE HAVE DEVELOPED SUPPORT FOR A WIDE RANGE OF PROCESSORS¹, ON AN EVEN WIDER RANGE OF HOST SYSTEMS². THIS VERSATILITY ALLOWS YOU TO MOVE FROM PROJECT TO PROJECT WITHOUT LOSING VALUABLE TIME LEARNING NEW TOOLS AND TECHNIQUES. 🐛 ALL OUR PRODUCTS ARE COVERED BY COURTEOUS AND HIGHLY EFFICIENT TECHNICAL SUPPORT TO ASSIST YOU WITH ANY PROBLEMS YOU MAY ENCOUNTER. 🐛 SO, THIS DECADE, MAKE A COMMITMENT - TO INTROL.



¹ 6801, 6301, 68HC11, 6809, 68000/10, 68020/30/40, 68332, 32000 • ² MSDOS, MAC-MPW, VAX VMS/ULTRIX, DECSTATION, IBM RS6000, SUN3, SUN4, APOLLO, 386 UNIX SYSTEM V
INTROL CORPORATION • 9220 WEST HOWARD AVENUE • MILWAUKEE, WI 53228 • TEL 414.327.7171 • FAX 414.327.7734

FLUKE



PHILIPS



Great Choice.

More professionals in more industries make Fluke their first choice in multimeters.

Fluke DMMs. Reliable. Accurate. Powerful. Tough. Versatile. Easy to use and simple to operate. Backed by the longest, most comprehensive warranty in the business. Made in the U.S.A. In short, Fluke makes meters you can bet your reputation on.

More choice. No matter what the job, there's a Fluke to handle it.

There's the new 80 Series—the most powerful, most complete test and measurement system available in a handheld package.

The popular 70 Series—simply put, the most requested DMM in the world, with nearly 2 million units in service since 1984. And the Fluke 21 and 23—70 Series simplicity in high-visibility yellow.

The Fluke 25 and 27—the most rugged meters ever built, totally sealed against water, dust and other contaminants.

And the precise 8060 Series—with the versatility of a test lab, the accuracy of a bench instrument, and the convenience of a handheld.

Smart choice. Compare Fluke DMMs with any other handheld. No one else gives you as much meter for your money. And no other meter costs less to own.

Your choice. For the name of your nearest Fluke distributor, call toll-free **1-800-44-FLUKE, ext. 33.** And make a great choice.

John Fluke Mfg. Co., Inc. P.O. Box C9090 MIS 250C Everett, WA 98206. U.S.: (206) 356-5400. Canada: (416) 890-7600. Other Countries: (206) 356-5500. © 1989 John Fluke Mfg. Co., Inc. All rights reserved. Ad No. 0491-F70

FROM THE WORLD LEADER
IN DIGITAL MULTIMETERS

FLUKE

AVAILABILITY: Now for 20-, 25-, and 30-MHz parts in PGAs, PLCCs, and PQFPs.
COST: In 100 qty PGAs: T222, \$57; T400, \$84; T425, \$167; T800, \$278; T801, \$334.

SECOND SOURCE: None, but also manufactured at parent company SGS-Thomson's Carrollton, TX, fabrication plant.

Description: The Transputer family is a range of software-compatible 16-and 32-bit μ Ps. Each part has a CPU, on-chip SRAM (2k or 4k bits), timers, external memory interface, and 2 or 4 serial links. The links are 20M-bps DMA channels for communications and building multiprocessor systems. The serial links are DMA channels into the Transputer memory system and allow software processes to run on independent Transputers and communicate directly via the links. T8xx devices have an on-chip 64-bit FPU.

SGS-Inmos Limited
 1000 Aztec West
 Almondsbury
 Bristol, UK
 BS12 4SQ
 Phone (0454) 616616
 In US, phone (719) 630-4000
 For more information, Circle No. 380

Status: Volume buildup has been slow. One possible explanation is that most of the applications have been for multiprocessor configurations (typically 4 to 10 Transputers), so designers have been engrossed by the challenge of developing practical parallelism. More than 1000 designs worldwide use the Transputer.

HARDWARE CHARACTERISTICS SOFTWARE

I—DATA-MANIPULATION INSTRUCTIONS

Integer arithmetic, including multiply and divide. Logicals, shifts, and comparisons. T800 has on-chip IEEE floating-point add and subtract, multiply and divide, and square root, both 32 and 64 bits.

II—DATA-MOVEMENT INSTRUCTIONS

Memory-bandwidth block moves, 2-dimensional block moves for graphics bitblt. Load/store of local variables done relative to workspace pointer. Indexed load/stores available from address in A register. Immediate loads done 4 bits at a time. Large immediate values loadable from tables, instruction stream, or a sequence of special instructions.

III—PROGRAM-MANIPULATION INSTR

Conditional and unconditional jumps. Procedure call and return. Subroutine call and return. Computed jumps. Process (task) creation and deletion. 2-level priority and time-sliced scheduling with message passing and time events using built-in hardware. One level of interrupt.

IV—PROGRAM-STATUS-MANIP INSTR

Error flag detects overflow. Test, set, clear, stop-on-error instructions. One error flag per task priority level. Instructions for checking array bounds.

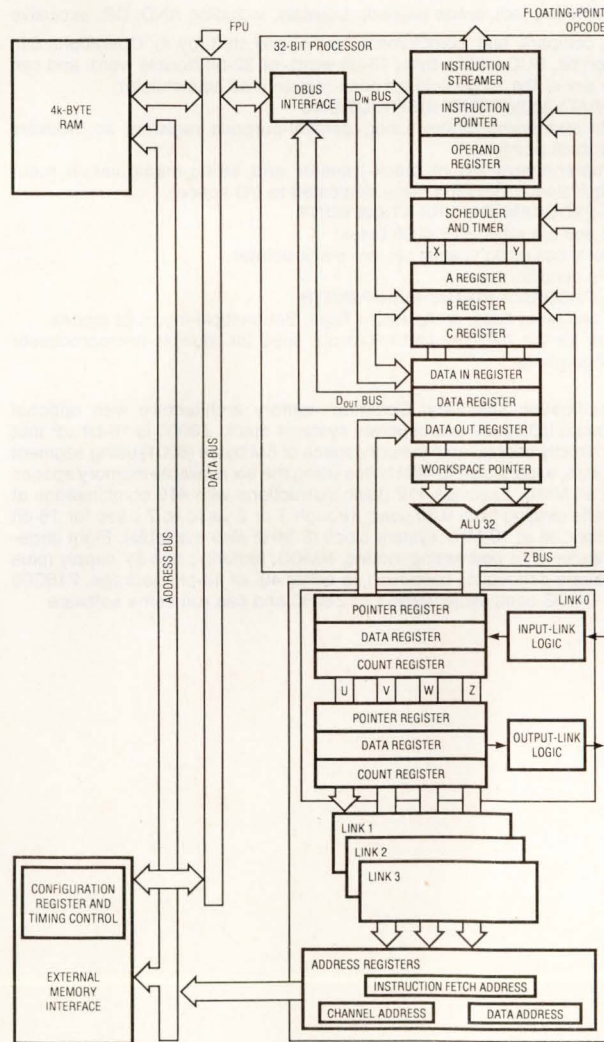
Specification summary: Family of 16- and 32-bit μ Ps designed for multiprocessing. Unique in that they have the hardware and software links that allow them to be hooked to each other for parallel processing. Four full-duplex, 20M-bps serial links driven by on-chip, 8-channel DMA provide basic multiprocessor communication links as well as I/O. One 5-MHz external clock generates 20-MHz chip clocks, giving 50-nsec instruction cycle. Submicrosecond interrupt latency, procedure call, and task switch. Most instructions take 1 or 2 cycles. Integer multiply takes 38 cycles; divide takes 39 cycles (less than 2 μ sec). Single-precision floating-point add takes 7 cycles (350 nsec), floating-point multiply takes 11 to 18 cycles (550 to 900 nsec), and floating-point divide takes 16 to 28 cycles (800 to 1400 nsec).

Hardware notes:

1. Diagram is for T425. T800 is the same but adds an FPU. T801 is the same as the T800 except that the external memory interface is a nonmultiplexed data/address bus instead of the T800 multiplexed bus. T222 is the same as the T800 except that it has a 16-bit internal architecture and the FPU has been removed. The T400 is a low-cost variant with 2 links and 2k bits of on-chip memory.
2. Unlike most 32-bit machines, there is no group of general-purpose registers. Instead, substantial on-chip RAM plays equivalent role.
3. ALU fed from 3 accumulators forming a small 3-deep stack, allowing compact implied addressing.
4. The four serial links allow arrays of Transputers in multiprocessing with no bus saturation, which is the reason speed increase is said to be linear when more μ Ps are added.

Software notes:

1. Frugal 4-bit operation code allows only 16 basic instructions. Most of these are movement types (category II) involving one workspace-pointer-relative 4-bit address and used to push and pop data on and off evaluation stack.
2. Two priority-ordered process queues are each supported by front and back registers, indicating a linked list of processes ready to run. Event-based multitasking is fully supported by a real-time kernel in microcode.
3. Supplier's Occam language said to facilitate programming multiple Transputer systems, but programmer must still study how best to partition task. Third parties have announced extensions to C to accomplish same ends.



HARDWARE SUPPORT SOFTWARE

Inmos offers development systems based on mother board for hosts such as the IBM PC, SUN, and DEC/VAX systems. Each mother board can accommodate Transputer Modules (TRAMs), which contain Transputer and memory. You can build multiprocessor systems by plugging multiple TRAMs into the mother board. Software controls the configuration. Third parties support the modules, which have industry standard pinouts. Memory sizes range from 32k to 8M bytes.

Inmos supplies compilers for hosts such as IBM PC, VAX (VMS), and Sun systems. ANSI C, Fortran, Pascal, and Occam are the languages that Inmos supports. Available software-debugging tools include network debugger, breakpoint, and trace facilities. Third-party vendors support Ada, Modula 2, and Prolog, and operating system environments such as Heios, Linda, and Transidris.

Z8000/Z16C00

16/32-BIT NMOS AND CMOS

AVAILABILITY: Now for NMOS Z8000 at 6 and 10 MHz. Now for CMOS Z16C00 at 10 MHz; 16-MHz version will be available late in 1990.

COST: \$4.72 (10k) for Z8000 in PLCC package.

SECOND SOURCE: SGS-Thomson, and Sharp for Z8000.

CORE: Zilog has both Z8000 and Z16C00 as cores in its in-house ASIC library and plans to use Zbus for its systems on silicon. The company says that 160x160-mil Z8000 core is small enough to leave room for other functions on practical 400x400-mil ASIC.

Description: One of the first μ Ps to have architectural features of a modern minicomputer. Original 16-bit Z8000 comes in 40-pin package for addressing 64k-byte memory or in 48-pin package for addressing 8M-byte memory. Said by many industry observers to be architecturally more powerful than 8086 but less powerful than 68000. Supplier says military has found it to be highest performance 16-bit μ P, offering best CPU speed, interrupt handling, character-string search, and block moves.

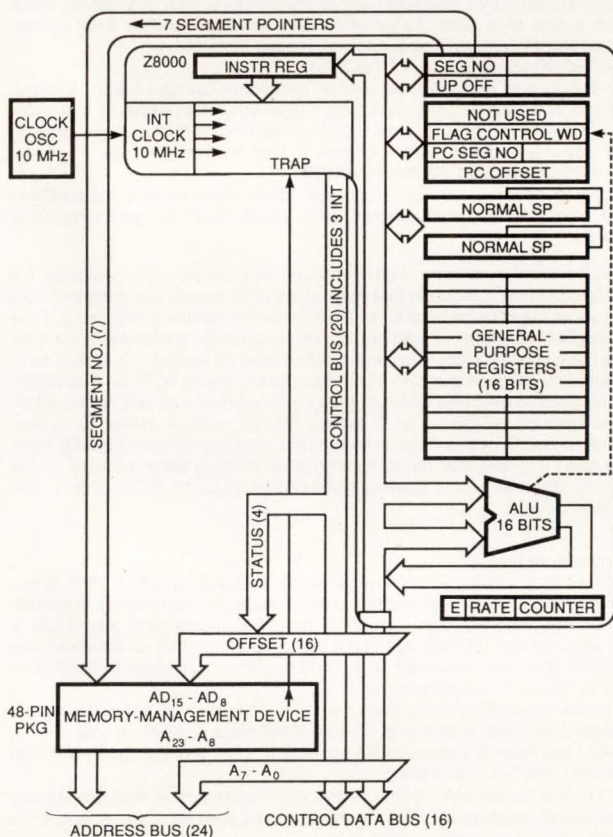
Zilog Inc
 210 Hacienda Ave
 Campbell, CA 95008
 Phone (408) 370-8000
 For more information, Circle No. 381

Status: The Z8000 has found most acceptance in real-time control applications, particularly military, according to Zilog. The company has added the Z16C00 16-bit CMOS microcomputer to the family for real-time embedded control applications. The company is licensing its 16-bit core for customer applications.

HARDWARE

CHARACTERISTICS

SOFTWARE



Hardware notes:

Supplier has companion peripherals suitable for both processors: For Z8000, a range of DMA, FIFO, data ciphering (NBS), communications, and counter/timer parts.

For Z16C00, a system general logic unit—16C20—contains memory support, DMA, interrupts, and I/O. For 16C01, a CMOS dual MMU80210 addresses 128 segments compatible with the 8010 NMOS MMU.

I—DATA-MANIPULATION INSTRUCTIONS

Arithmetic, including add, subtract, decimal adjust, increment, decrement, multiply (signed), divide (signed). Logicals, including AND, OR, exclusive OR, compare, test, complement, rotate, and shift (by n). Operations can be on bit, BCD nibble, byte, 16-bit word, or 32-bit double word, and can use any of the 16 general-purpose registers as accumulator.

II—DATA-MOVEMENT INSTRUCTIONS

Eight addressing modes using general-purpose registers as indexers and stack pointers. Comprehensive set of block-transfer and string-manipulation macro-equivalents, including many dedicated to I/O space.

III—PROGRAM-MANIPULATION INSTR

Call and call relative (± 4096 bytes). System call using special system stack pointer. Jump conditionals.

IV—PROGRAM-STATUS-MANIP INSTR

Set and reset flags, complement flags. Set-multiple-interrupt modes. Tests for the micro-in and micro-out lines for multiple-microprocessor configurations.

Specification summary: Common-memory architecture with optional separate I/O space and separate systems stack. Z8000 is 16-bit μ P that has directly addressable memory space of 8M bytes (8001) using segment pointers, expandable to 48M bytes using the six available memory spaces and an MMU. Executes 110 basic instructions with 410 combinations at speeds ranging from 0.30 μ sec through 1 or 2 μ sec to 7 μ sec for 16-bit multiply, all at 10-MHz system clock (6 MHz also available). Eight large-computer-style addressing modes. NMOS, requiring one 5V supply (plus substrate-decoupling capacitor), in either 40- or 48-pin package. Z16C00 is a CMOS compatible version of Z8000 and can run same software.

HARDWARE

SUPPORT

SOFTWARE

From Zilog: Z16C00 development board (\$250). 500-pg Z8000 technical manual.

From others: Tools available from Applied Micro, Boston Systems, Kontron, Orion, Single Board Solutions, and Tektronix. Contact supplier for addresses.

From Zilog: Real-time application software (IBM PC based). C compilers and cross assemblers. Contact supplier for names and addresses of software-support vendors.

Text continued on pg 161

Emulation power without compromise



EZ-Pro™ 1.5 price performance leader for 8-bit in-circuit emulation.



EZ-Pro 2.1 industry workhorse for 16-bit and 8-bit designs.

Power in selection—System support for more processors than any other manufacturer in the world. Power in product range to match your needs—from economical basic configurations to fully featured systems.

Power in performance—Completely integrated capabilities include options such as versatile trace, performance analysis, EPROM programming, C source level debugging, over 100 personality modules with a common universal platform for different processors, C cross compilers, cross assemblers and more.

Power without compromise—All invented here. Supported here. And available to rent or purchase now.

Free Demo Disk!

See how easily you can use these sophisticated development tools. Our marketing department will ship your demo disk today. Please Call:

(714) 731-1661

 **american automation**

Headquarters: 2651 Dow Avenue, Tustin, California 92680-7207
Telephone (714) 731-1661. European Headquarters: UK Oxford 993 778991. Distributors: Australia 3-5601011, Belgium 2-4681400, France 1-69308050, India 418387, Indonesia 22-71880, Italy 2-50722282, Korea 2-7849942, Spain 1-7291155, Switzerland 1-4354111, Taiwan 2-7368150, West Germany 89-6127087.

It's About Time!



Perpetual Time

We specialize in permanently powered timekeepers that never stop.

Thanks to embedded lithium energy cells and low power consumption — about 250 nanoamps — Dallas timekeepers run for over 10 years with no external power.

There is no lithium consumption as long as system power is present. So assuming your equipment is occasionally turned on, the clock will run darn near forever.

And just to make sure you get every minute you've got coming, a freshness seal extends life by preventing lithium consumption until the equipment is first powered up.

Choose Your Interface

Recognizing that different designs need different approaches, we make clocks with four interfaces. If you didn't know you needed an interface until after the fact, try our phantom. The phantom interface fits into existing circuitry and is invoked with software; it appears and disappears on command. So it won't interfere with whatever else has to go on.

If you need the timer to mimic memory and sit on the memory bus, try our byte-wide interface, which fits into a memory socket. If you need an interface for a PC/AT/OS2 or EISA, we have a PC interface. And, of course, we offer a serial interface.


Now Pick Your Options

Have a look at our menu of selections.


Vital Memory

Many of our clocks provide what we call "vital memory," special nonvolatile RAM that stores information essential to the operation of the equipment.

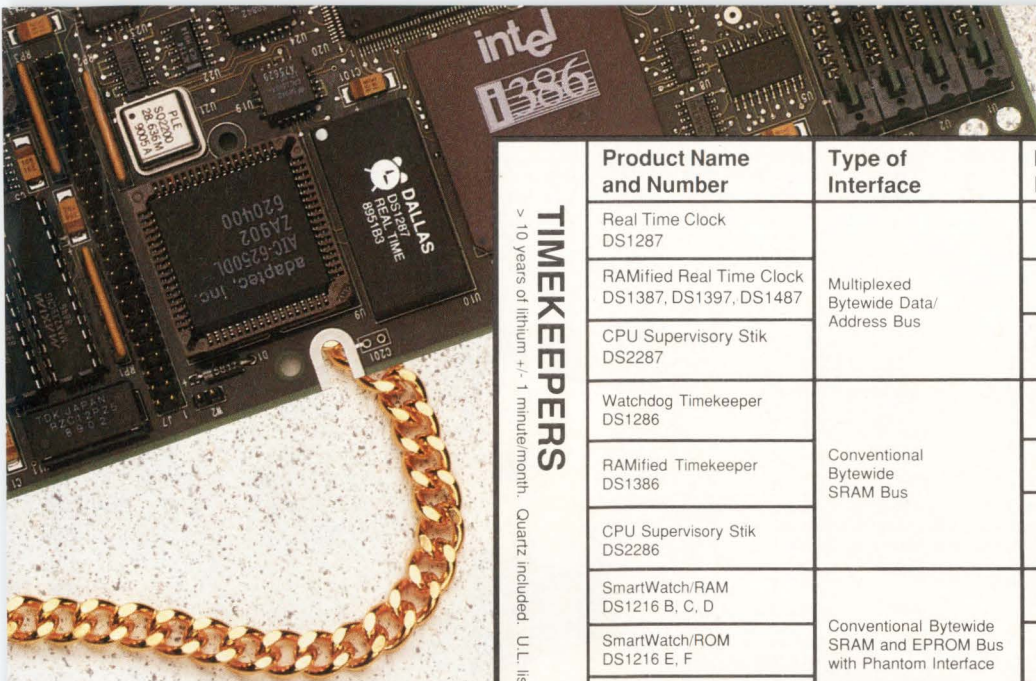
Such as setup or configuration data to get the system going after a power failure. Or information that helps you keep track of computers and components. Like serial



The DS1287 Real Time Clock retains data over 10 years in the absence of external power and is a direct replacement for the MC146818A.



The DS1487 RAMified Real Time Clock features 8K bytes of NV SRAM to store data essential to the operation of the equipment.



	Product Name and Number	Type of Interface	NV SRAM Bytes	Special Features	
TIMEKEEPERS > 10 years of lithium +/- 1 minute/month. Quartz included. U.L. listed.	Real Time Clock DS1287	Multiplexed Byte-wide Data/Address Bus	50	Replaces MC 146818A; MS-DOS compatible; programmable interrupts; square wave output. Meets MCA and EISA NV RAM requirements.	
	RAMified Real Time Clock DS1387, DS1397, DS1487		4K/8K		
	CPU Supervisory Stik DS2287		8K/32K		See above, plus power monitor and cold starts computer from keyboard.
	Watchdog Timekeeper DS1286	Conventional Byte-wide SRAM Bus	50	CPU watchdog; programmable interrupts; square wave output; wake up interrupts.	
	RAMified Timekeeper DS1386		32K		
	CPU Supervisory Stik DS2286		8K		See above, plus power monitor and cold starts computer from keyboard.
	SmartWatch/RAM DS1216 B, C, D		2K → 512K		Timekeeper built into a socket; mated SRAM converts to NV RAM.
	SmartWatch/ROM DS1216 E, F	(EPROM) 8K → 512K			
NV SRAM with Phantom Clock DS1243Y, DS1244Y		8K/32K	NV SRAM packaged with timekeeper.		
CHIPS Add lithium and quartz for time and NV SRAM.	Real Time Clock Chip DS1285	Multiplexed Byte-wide Data/Address Bus	50	Replaces MC 146818A; MS-DOS compatible; programmable interrupts; square wave output. Meets MCA and EISA NV RAM requirements.	
	RAMified Real Time Clock Chip DS1385, DS1395, DS1491		4K/8K		
	Watchdog Timekeeper Chip DS1283, DS1284	Conventional Byte-wide SRAM Bus	50	Programmable interrupts; square wave output. Controller provides battery backup circuitry for SRAM - 2.0 to 5.5 volt operation.	
	Phantom Time Chip DS1215	Conventional Byte-wide SRAM and EPROM Bus Controller with Phantom Interface	external	Battery backup circuitry for SRAM. Add-in real time clock uses same SRAM/EPROM signals.	
	Serial Timekeeper Chip DS1202	3-Wire Serial Interface	24	2.0 to 5.5 volt operation; serial I/O for minimum pin count.	

number, password, type of add-in boards, or field service warranty information.

You can choose the amount of vital memory you need — from 50 bytes to 32K bytes.

Watchdog Timer

Some clocks have watchdog timers that restart the system when the microprocessor is out of control. Your system can wake up

or go to sleep thanks to programmable alarms. You can even set an alarm to go off on important dates — like January 1, 2000.


Easy Retrofit

Your systems are already designed and built? No problem. Some of our clocks retrofit to existing designs. They sneak in under an EPROM or a RAM — no changes to hardware required.

So, if you need time, there isn't a better number to call.



The DS1386 RAMified Timekeeper guards against computer malfunction and mimics byte-wide static RAM; it comes with 32K bytes of NV SRAM.




The DS1216 SmartWatch socket sandwiches between an EPROM and the printed circuit board and keeps perpetual time.



DALLAS SEMICONDUCTOR

4401 SOUTH BELTWOOD PARKWAY
DALLAS, TEXAS 75244-3292
TELEPHONE: 214-450-0448
FAX: 214-450-0470



A new and revealing look at HOLMBERG™ D-subminiature connectors.

Quality HOLMBERG™ connectors are now part of the Thomas & Betts product line. We show an X-ray view of one of the HOLMBERG™ D-subminiature connectors to emphasize that it's what's beneath the surface that makes the difference in a superior product.

Breadth of product line

- The HOLMBERG™ D-subminiature connector line has one of the widest available varieties of mountings and options — in both standard *and* high density configurations.

Quality from the inside out

- Full vertical integration assures top quality throughout the manufacturing process.
- Extra-rigid and pointed solder tails provide for easier robotic or hand insertion.
- 30 μ -in. selective gold plating in contact mating area is standard.
- Optional snap latches provide positive hold-down.

On time delivery

- Factory and value-added centers provide fast turnaround and strict adherence to customer schedules. A perfect fit for today's Just-In-Time (JIT) manufacturing requirements.

The company behind the product

The addition of HOLMBERG™ connector products further strengthens our position as a broad line supplier of connector products. A close look at our company will reveal our strong financial position, our commitment to the future, and our ability to support your needs worldwide. Write for our Annual Report — it's like an X-ray of our company.

To take a close look at the HOLMBERG™ connector line, and for the location of our nearest stocking distributor, call

1-800-344-4744.

Thomas & Betts Corporation, Electronics Division
1001 Frontier Road, Bridgewater, NJ 08807, 201-685-1600

Thomas & Betts

AVAILABILITY: Now from Allied-Signal Microelectronics Center, LSI Logic, and United Technologies Microelectronics Center (UTMC).

COST: Allied-Signal charges \$760 (1000) for its part screened to 883C level B. The LSI Logic part costs \$1334 (100) screened to 883C in a PGA; a Class S part in a PGA costs \$4406 (100). The 883C part from UTMC, screened fully to Standard Military drawings (SMD), costs \$659 (100) for 12-MHz and \$791 (100) for 16-MHz devices. For high-reliability and military-temperature screening only, the price is \$555 (10 qty, 12 MHz) and \$666 (10 qty, 16 MHz).

SECOND SOURCE: In negotiation.

Description: MIL-STD-1750A defines instruction-set architecture for airborne computers. The standard leaves implementation to discretion of chip vendors. Allows use and reuse of available software support. Radiation-hardened and 883C level-S versions of many 1750A implementations available.

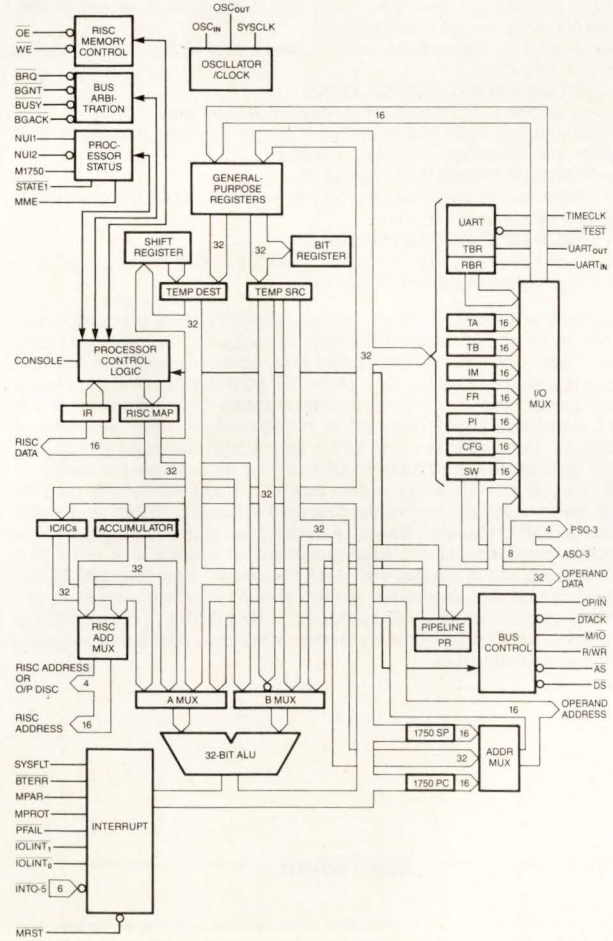
Status: Allied-Signal 40-MHz device has been in production for 3 years. A 50-MHz version will extend performance to 6.0 MIPS on the integer DAIS (Digital Avionics Instruction Set) mix and to 4.1 MIPS on full DAIS with floating-point unit. Allied-Signal MMU chip and LSI Logic's 1750A processor also in production. UTMC's unit is in full production as an 883C product that conforms to the Defense Electronics Supply Center standard military drawing. UTMC offers the device to 10⁵ rad (Si) total-dose radiation hardness to meet data-sheet specifications.

Allied-Signal Microelectronics Center
 9140 Old Annapolis Rd
 MD 108
 Columbia, MD 21045
 Phone (301) 964-4047
 For more information, Circle No. 382

LSI Logic
 1501 McCarthy Blvd
 Milpitas, CA 95035
 Phone (408) 433-7557
 FAX (408) 433-7447
 For more information, Circle No. 383

United Technologies Microelectronics Center (UTMC)
 1575 Garden of the Gods Rd
 Colorado Springs, CO 80907
 Phone (800) 645-8862
 For more information, Circle No. 384

HARDWARE CHARACTERISTICS SOFTWARE



I—DATA-MANIPULATION INSTRUCTIONS

Add, subtract, multiply, divide, and compare. Logicals and shifts. The instructions also provide bit-manipulation capabilities such as set, reset, and test. Single- and double-precision fixed floating-point and extended floating-point formats.

II—DATA-MOVEMENT INSTRUCTIONS

Instructions let you move data from register to memory, memory to register, between registers, and to the stack. Loads and stores in all formats plus test and set-bit operations.

III—PROGRAM-MANIPULATION INSTR

Conditional and unconditional jumps and branches. Calls are also supported. Stack management instructions suitable for high-level languages. Handles 16 levels of prioritized interrupts.

IV—PROGRAM-STATUS-MANIP INSTR

Emulation-mode status register accessible through I/O instructions. Instructions for accessing status, interrupt-mask, and fault registers.

Specification summary: The Allied-Signal version is a single-chip implementation that includes timers, counters, a hardware multiply, and a floating-point unit. The LSI Logic L64500 1750A implementation has a 16-bit CPU, expandable to 32 bits depending on the operation. The L64500 includes MMU with memory expansion to 1M words, block-protect unit, memory-fault status register, bus-arbitration unit with 6 bus masters, start-up ROM interface, I/O port, trigger-go counter, and other options. Marconi's MAS281 is a radiation-hardened 3-chip silicon-on-sapphire (SOS) module. The MAS31750 is a single-chip SOS version.

Hardware notes:

Diagram is for the UTMC 1750AR. Functions as a stand-alone RISC processor providing 8 MIPS at 16 MHz. In the 1750A operation mode, a throughput of 750k IPS at 16 MHz is achieved using the DAIS mix. Basic μ P accepts 64k bytes of memory, expandable to 1M byte using an MMU.

Representative 1750A microprocessors

Part number	Vendor	Technology	Price 883C	Price class S
BX1750A	Allied Signal Microelectronics	CMOS	\$750 (100)	—
L64500	LSI Logic	CMOS	\$1334 (1000)	\$4406 (1000)
MAS281	Marconi	CMOS/SOS	\$1600 (100)	\$8000 (20)
MAS31750	Marconi	CMOS/SOS	\$2000 (100)	\$10,000 (20)
1750AR	United Technologies Microelectronics	CMOS	\$659 (100)	\$1976–\$3950 (100)

HARDWARE SUPPORT SOFTWARE

You can use an IBM PC with the software tools to provide interactive simulation and debugging of system configurations. Allied-Signal Microelectronics Center offers a development system for the A-S BX1750A that converts an IBM PC into a real-time, mappable monitor/debugger. An Ada source-level interface is under development. Tasco (Bellevue, WA) has an ICE pod for the HP 64000 development system. Call LSI Logic for contact phone numbers.

Assemblers and compilers are available from several outside sources. Mikros Systems offers high-level debug software for its single-board computer/IBM PC system. UTMC offers a software package to aid in the development and debugging of system software and hardware. The software tool kit consists of a RISC or 1750 monitor, along with an interactive RISC simulator.

340X0 GRAPHICS μ P FAMILY

32-BIT CMOS

AVAILABILITY: Now for 34010 and 34020. The 34082 floating-point unit is sampling now and is scheduled to be available in volume in the first quarter of 1991.

COST: The 34010 costs \$23 (10k), the 34020 costs \$89 (10k), and the 34082 floating-point unit costs \$175 for samples.

SECOND SOURCE: Under active consideration.

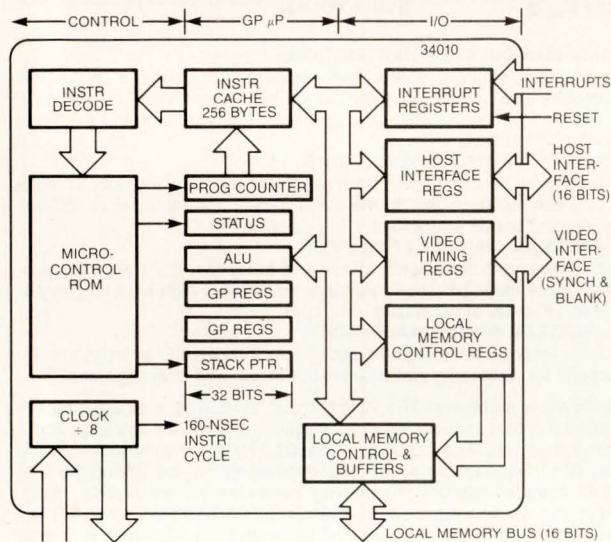
Description: This 32-bit CMOS μ P family is optimized for graphics-display systems. Features built-in instruction cache and ability to simultaneously access memory and registers. In addition to regular μ P instructions, it has specialized instructions for pixel manipulation. 1G-byte address space is bit addressable on bit boundaries using variable-width data fields (1 to 32 bits). The 34010 has a multiplexed, external 16-bit address/data bus; the 34020 is a full 32-bit machine. The 34020 is upwardly object-code compatible with the 34010 and features additional graphics-specific instructions.

Texas Instruments Inc
MOS Microcomputers
Box 1443, MS736
Houston, TX 77001
Phone (713) 274-2340

For more information, Circle No. 385

Status: Despite this μ P family's specialized slant toward CRT graphics, it does have a general-purpose Von Neumann architecture and instruction set. Also, some of its attributes can be equally applied to other, nongraphics applications. In particular, the μ P can do rapid bit manipulation of a large local address field. A number of IBM PC-based board-level products incorporate this part. X-Window terminals are an example of an application in which this family's graphics and general-purpose capabilities are utilized. One nongraphic area users are exploring is industrial control. In this area, the 340X0's bit manipulation and low cost relative to other 32-bit μ Ps are attractive, according to TI (even for consumer-oriented uses such as arcade games).

HARDWARE CHARACTERISTICS SOFTWARE



Hardware notes:

1. Diagram represents 34010.
2. Added graphics features are embodied in the second 16×32 -bit register file and among 28 16-bit I/O control registers. They allow programmable pixel and pixel-array processing for both monochrome and color systems of variable pixel sizes. Hardware incorporates 2-operand raster operations with Boolean and arithmetic operations, x-y addressing, window clipping, window pick operations, 1- to n-bit/pixel transforms, transparency, and plane masking.

I—DATA-MANIPULATION INSTRUCTIONS

General-purpose μ P instructions: add and subtract, multiply and divide, rotate and shift, compare and logicals. Special graphics instructions: add, subtract, and comparisons relating to x-y coordinates.

II—DATA-MOVEMENT INSTRUCTIONS

General purpose: move byte, move field, move register. Special graphics instructions: move x half of register, move y half of register, pixel transfer, pixel block transfer.

III—PROGRAM-MANIPULATION INSTR

Call subroutine, conditional decrement and skip, push/pop, software interrupt, return from interrupt.

IV—PROGRAM STATUS-MANIP INSTR

Has 32-bit status register (not all bits used) that can be accessed and used for program-manipulation decisions.

Specification summary: 32-bit general-purpose CMOS processor with added hardware and software features to support CRT raster graphics. Chip contains two 16×32 -bit register files, hardware stack pointer, and 256-byte instruction cache. One of the 16-word register files contains a stack pointer and 15 general-purpose registers (the equivalent of the general-purpose registers found in nonspecialized μ Ps). Addressing modes of these registers are tuned to support high-level languages. Other register file is dedicated to CRT control as described in hardware note. Has 32-bit-wide address-data bus to support 1G byte of off-chip local memory space. Interfaces directly to dynamic RAMs and video RAMs (including dual-port RAMs). A microcoded local-memory controller supports pipelined memory write operations of variable-size fields that may be executed in parallel with ALU operations. Has separate 16-bit-wide data bus and associated control pins to interface with host μ P. Fabricated in 5V CMOS and packaged in 68-pin PLCC. The 34020 is compatible with the 34010, but provides a 512-byte cache and supports 1M-bit video-RAM chips.

HARDWARE SUPPORT SOFTWARE

From TI: TMS34010 software development board (\$1495), which plugs into IBM PC or compatible. Used for evaluation, familiarization, and software development, and comes with user interface and debugger software. TMS34010 XDS/22 emulator box (\$14,995) operates as a stand-alone unit with nonintelligent terminal or with IBM PC or compatible as host. The TMS34020 software development board and hardware emulator system provide the same development functions for the 34020.

From others: Board-level and other hardware support now available from numerous sources. See TI's *TMS 34010 3rd-Party Guide* (call (800) 232-3200, ext 701, and ask for literature No. SPVB066C).


From TI: TMS34010 code-generation tools include assembler, linker, and compiler for IBM PC, VAX, Apollo, and Sun 3/4 (\$1250 to \$5000). Texas Instruments has developed TIGA-340, a standard software interface for the TMS340 family of graphics processors. Development tools for TIGA (Texas Instruments Graphics Architecture) include a \$340 driver developer's kit, which helps software developers make existing software run on TIGA-compatible 34010 boards; a \$1500 software developer's kit for those who want to develop direct 34010 code or custom downloadable extensions to TIGA, includes a 34010 C compiler, an assembler, bit-map font and math/graphics source-code libraries; and a \$15,000 software-reporting kit for hardware developers to make 34010-based systems TIGA compatible.

From others: See the TI TMS 34010 3rd-Party Guide.

Hermaphroditic Connectors

- Feature .050" centers
- 50 Ω impedance matched

The special contact design on Meritec's new CP50 Hermaphroditic connectors eliminates the need for separate male and female connectors. The 50 Ω impedance matched connectors feature .050" centers to maximize board real estate. Through hole, SMT and right angle configurations are available in sizes from 50 to 200 positions.





Mark No. 60 on Inquiry Card

High-Performance Interconnects That Terminate High Cost.

Meritec has terminated the high cost of high performance interconnects for fast logic applications. We produce a full line of cable assemblies for applications in the 3ns to sub nanosecond range—engineered to match your requirements for controlled impedance and propagation rate while minimizing crosstalk. We deliver assemblies of unparalleled quality. On time. At a very reasonable price.


Our complete line includes Single Signal Interconnects (SSI™), Shielded Performance Interconnects (SPI™) and Multi Signal Interconnects (MSI™), terminated to a diversity of controlled impedance cables, including coax, twin coax, FEP, PTFE and our Filatex™ textile cable.

Call Meritec today at 216-354-3148 for more information and a free copy of our capabilities brochure.



MERITEC
A DIVISION OF ROSS WIRE ENTERPRISES
Where quality assures performance


1359 West Jackson Street
P.O. Box 8003
Painesville, Ohio 44077
216-354-3148
FAX: 216-354-0509

Specialty Connectors

- Quick turnaround
- In-house production

Complete vertical integration allows Meritec to provide fast turnaround on custom or semi-custom high performance connectors. Every step, from CAD/CAM engineering and tooling fabrication to prototyping to the manufacture and assembly of component parts is performed in-house, using the most efficient processes available. An SPC Quality Assurance program ensures that all products shipped meet or exceed specifications.


Mark No. 61 on Inquiry Card

Low crosstalk Shielded Performance Interconnects

- EMI/RFI shielded
- Impedance controlled

Meritec's economical new Shielded Performance Interconnects (SPI™) are ideal for fast logic, dense package applications which require low-noise crosstalk and high impedance control. The assemblies are EMI/RFI shielded and impedance controlled to the PC board. Available in straight or right angle configurations, the assemblies mate with .025" square or round pins and are side-to-side and end-to-end stackable on a .100" x .100" grid. The connectors are terminated to high speed subminiature braided shielded coax cable.

Mark No. 62 on Inquiry Card



Eliminate Oscillation

OP-160 High-Speed Op Amp – New from PMI

PMI's new OP-160 gets your high-speed circuit designs working right the first time.

Unlike other high-speed op amps, the OP-160 is easy to use and can drive over 1000pF without oscillating.

The OP-160 has a very fast slew rate of 1300V/ μ s and a unity-gain bandwidth of 90Mhz to meet the demands of your high-speed applications.

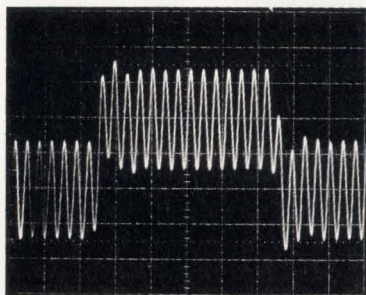
Settling time is only 75ns to 8 bits, 125ns to 12 bits. All of this performance requires only 6.5mA

of supply current for cool, reliable operation in space-saving 8-pin DIP and SO-8 packages.

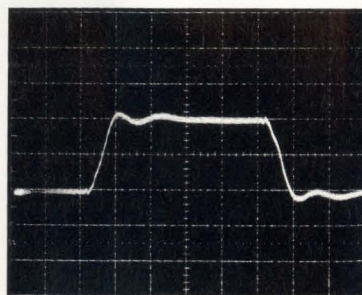
And, the OP-160 is affordable—pricing starts at \$4.50 (100 pc.). Plus, it's available in the extended

industrial (-40°C to $+85^{\circ}\text{C}$) and full military temperature ranges.

To receive your free data package on PMI's easy-to-use OP-160, including full SPICE model and applications, call us at 800-843-1515 or FAX us at (408) 727-1550.



Theirs ($C_L = 100\text{pF}$)



Ours ($C_L = 100\text{pF}$)

Or, circle the reader service number below.

If you require a dual high-speed amplifier, ask for PMI's OP-260.



**ANALOG
DEVICES**

Precision Monolithics

A Division of Analog Devices

1500 Space Park Drive
Santa Clara, California 95054-3434

ALTAMONTE SPRINGS: (407) 831-8233, ATLANTA: (404) 263-7995, BOSTON: (508) 794-0026, CHICAGO: (708) 250-0808, DALLAS: (214) 690-3495, DENVER: (303) 792-9595, DETROIT: (313) 930-2051, LOS ANGELES: (818) 886-6881, MILPITAS: (408) 263-9366, ORANGE COUNTY: (714) 637-9602, PHILADELPHIA: (215) 953-1070

68000 FAMILY

AVAILABILITY: Now for 68000 to 12 MHz, 68HC000 to 16 MHz, 68HC001 to 16 MHz, 68020 to 33 MHz, 68030 to 50 MHz, and 68040 at 25 MHz. **COST:** For lower-frequency devices in 1000 qty, prices range from \$5.50 for 68000 and \$7.10 for 68HC00X to \$47 for 68020 and \$95 for 68030. Sample qty pricing for 68040 is \$795.

SECOND SOURCE: Hitachi, SGS-Thomson, and Signetics/Philips all licensed with mask interchange for 16-bit parts. No second sources for 68020, 68030, or 68040.

CORE: Motorola is using core with a mix of peripheral functions and glue logic in its 68300 family for embedded control. Signetics/Philips has the 68000 core in its ASIC library.

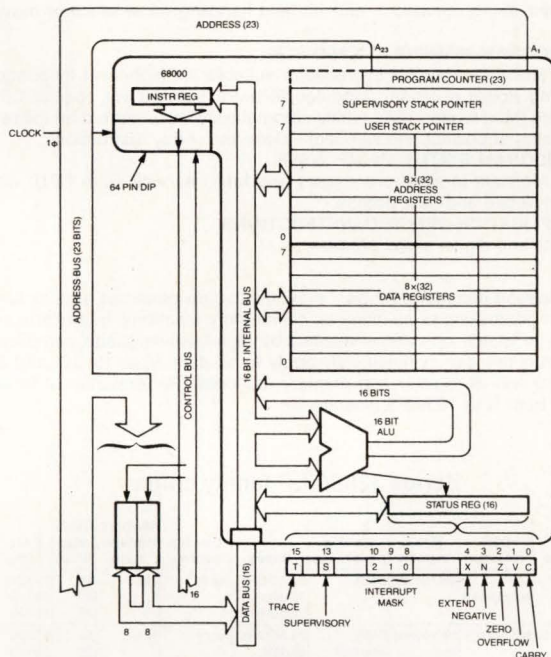
Description: 68000 architecture combines flexible 32-bit register set and large linear address space with powerful instruction set and flexible addressing modes. The 68040 is a full 68000-compatible μ P containing an integer unit, floating-point unit (FPU), MMU, and instruction and data caches. The 680x0 family will get a boost from its 68300 derivatives in embedded control. 68300 family based on 68000 core and is software compatible.

8/32-BIT, 16/32-BIT, 32/32-BIT NMOS AND CMOS

Motorola Microprocessor Products Group
6501 William Cannon Dr W
Austin, TX 78735
Phone (512) 891-2000
For more information, Circle No. 386

Status: The success of the 68000 family is largely due to the Apple Macintosh II and the family's popularity in Unix-based workstations. The H8/532 is the other microprocessor in the legal battle that involves Motorola's 68030.

HARDWARE CHARACTERISTICS SOFTWARE



Hardware notes:

1. Diagram of basic 16-bit 68000. Family offers growth path from 8- to 16- to 32-bit μ Ps. Performance results from multiple ALUs, 32-bit internal operation, and nonmultiplexed address and data buses.
2. Bottom-of-the-line 68008 has only 8-bit data bus and 20- or 22-bit address bus. 68010 is similar to 68000 but supports virtual memory. 68010 has 24-bit address bus. 68020 and 68030 are 32 bits throughout, including ALU and address and data paths. Both have instruction caches, and the 68030 also has a data cache and MMU. The 68040 adds an IEEE 754-compatible FPU.
3. Signetics/Philips 68070 includes 68000 CPU, two DMA channels, counter/timers, and an IC bus interface.

I—DATA-MANIPULATION INSTRUCTIONS

Arithmetic, including multiply and divide (signed and unsigned). Logicals, rotates, and shifts.

Can handle bits, BCD nibbles, bytes, short (16 bits) and long (32 bits) words.

Floating-point coprocessors 68881/2 available.

II—DATA-MOVEMENT INSTRUCTIONS

Five basic address modes are register direct, register indirect, immediate, absolute, and program-counter relative. Postincrementing, predecrementing, offsetting, and indexing can be added to these models.

Can use eight 32-bit address registers as indexes or stack pointers. The eight 32-bit data registers can also serve as indexes.

III—PROGRAM-MANIPULATION INSTR

Branch and jump to subroutine. Branch conditionally.

Link and unlink instructions invoking one address register as frame pointer (used to establish temporary local environments in structured programming).

Seven levels of priority interrupts, including nonmaskable, with 256 possible interrupt vectors.

IV—PROGRAM-STATUS-MANIP INSTR

16-bit status register is software accessible.

Sophisticated trap operations help user debug programs. Trace mode.

V—SYSTEM-CONTROL INSTRUCTIONS

Privileged instructions for operating systems and multiprocessor communication.

Specification summary: 68040 is the newest and highest-performance 68000 family member. This device is a 32-bit CMOS virtual-memory μ P with multiple concurrent execution units. You can access the 4-way set-associative 4k-byte instruction and data caches simultaneously. The caches are organized in 64 sets of four 16-byte lines. The autonomous nature of the caches allows instruction-stream fetches, data-stream access, and third external access to occur during instruction execution. The 68040's parallelism allows multiple instructions that don't require external accesses to execute concurrently while the processor executes an external access for a previous instruction. The 68040 provides multi-master and multiprocessor support. Additionally, the processor can snoop the external bus during accesses by other bus masters to maintain coherency between the 68040 caches and external memory systems. HDS-300 hardware/software development station (\$15,000 to \$20,000) provides real-time emulation of 68000-family μ Ps with bus-state-analyzer support and source-level debugging. MEX68KECB educational computer board is based on 68000. VM04 is a 68020-based 32-bit Versamodule interconnected within a target system using the 32-bit, asynchronous, Versabus interconnect standard. VME130 is a 68020-based, 32-bit VMEbus module using Eurocard mechanical format.

HARDWARE SUPPORT SOFTWARE

From third parties: Family widely supported by makers of universal μ P development systems. Also, VMEbus system architecture is used in a range of applications with more than 150 independent suppliers of compatible products.

VersaDOS real-time operating system, system V/68 OS, CP/M-68K OS, concurrent DOS-68K OS, and VRTX real-time OS (\$6775 from Hunter Systems). Unix support from Motorola includes direct ports of Unix System V. X assembler for Exormax and VME/10, X-C compiler VME/10, and Exormax for VAX/780 available.

From third parties: Supplier has catalog listing outside support for family. New type of support software lets 68000 run MS-DOS (8086) programs using emulation from Phoenix (Norwood, MA) and Insignia (London, UK; offices in San Francisco) or by using binary translation from Hunter Systems (Palo Alto, CA).

SERIES 32000

AVAILABILITY: Now.
COST: \$11.50 to \$600 (1000) (see table).
SECOND SOURCE: None.
CORE: National Semiconductor is using the 32000 as the basis for its application-specific embedded processors.

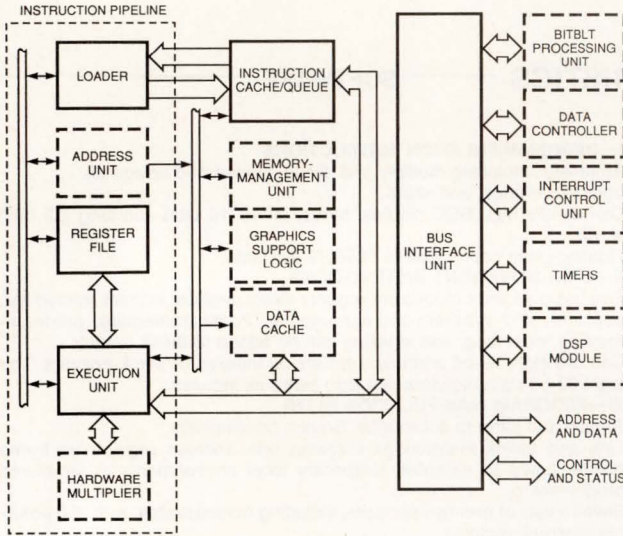
Description: A 32-bit μ P family in which various models feature different-sized address and data buses. The 32-bit core processor is highly symmetric; that is, its instructions and addressing apply regularly to all registers, which supplier claims makes high-level-language compilers easier to write. It also has reputation for needing less memory space for programs. Some models offer instructions to support graphics and DSP. A slave processor interface lets you expand the CPU's capabilities.

8/32-BIT, 16/32-BIT, 32/32-BIT NMOS AND CMOS

National Semiconductor Corp
 2900 Semiconductor Dr
 Santa Clara, CA 95051
 Phone (408) 721-5000
 For more information, Circle No. 387

Status: The vendor recently introduced three family members: the NS32GX320, NS32FX16, and NS32CG160. Hardware and software integration techniques suit these processors for embedded applications such as page printers, facsimile machines, and multifunction office peripherals.

HARDWARE CHARACTERISTICS SOFTWARE



I—DATA-MANIPULATION INSTRUCTIONS

All instructions operate on either 8-, 16-, or 32-bit data and can be accessed by any appropriate addressing mode. Multiply and divide, BCD arithmetic, logicals, and bit manipulation throughout memory space and CPU registers.

II—DATA-MOVEMENT INSTRUCTIONS

Intelligent string operations and bit-field handling allow efficient movements.

III—PROGRAM-MANIPULATION INSTR

Stack- and frame-pointer instructions suitable for high-level languages (including Polish notation). Modular software support via special CPU hardware (Mod register) and tables automatically implemented for indirect addressing of position-independent ROMs, etc. Array instructions.

IV—PROGRAM-STATUS-MANIP INSTR

Status registers in slave processors and MMU as well as in CPU, with both privileged and user access.

V—APPLICATION-SPECIFIC INSTRUCTIONS

Graphics and digital signal processing.

Specification summary: 32-bit, "maxi-mini"-type pipelined architecture. Uniform addressing of as many as 4G memory locations. Instruction set chosen to match operations needed by high-level-language compilers. All instructions can symmetrically apply to all data types (8, 16, and 32 bits, etc) and all register and memory locations. Performance of family ranges from $\frac{1}{4}$ to 10 MIPS (sustained).

Hardware notes:

1. Dashed lines in diagram indicate optional modules for the 32000 family.
2. Floating-point chips (32081, 32181, and 32381) are examples of slave-type processors that vendor uses to extend CPU. These processors will be integrated on CPU when VLSI processing technology permits; they are transparent to programmer and recognize op codes not used by CPU.
3. Also available is the NS32580 that interfaces the CPU to the Weitek WTL3164 floating-point data path.

Series 32000/EP family chips

Device	DSP features	Bitbit support	On-chip peripherals	Buses	On-chip caches	Memory management	Clock rates (MHz)	Price (1000)
32FX16	DSP accelerator	Microcode	DMA	24 ADDRs	None	No	15	\$23.20
				16 data multiplexed			20	\$33.60
							25	\$40.80
32CG160	Multiplier	Microcode and hardware	DMA interrupt timers	24 ADDRs	None	No	15	\$38.90
				16 data multiplexed			20	\$40.70
							25	\$48.40
32GX320	Multiplier DSP instr	None	DMA interrupt timers	32 ADDRs	Instruction and data	No	20	\$135.70
				32 data			25	\$155.25
							30	\$224.25
32GX32	None	None	None	32 ADDRs	Instruction and data	No	20	\$105.80
				32 data			25	\$120.90
							30	\$197.20
32CG16	None	Microcode	None	24 ADDRs	None	No	10	\$11.50
				16 data multiplexed			15	\$21.70
32532	None	None	None	32 ADDRs	Instruction and data	Yes	20	\$465.00
				32 data			25	\$535.00
							30	\$600.00

HARDWARE SUPPORT SOFTWARE

From National: SYS32/20 converts IBM PC/AT into a Series 32000/EP development tool (from \$3500). Development/evaluation boards are also available for each of the processors.

From others: ISE support for all the Series 32000/EP processors is available from Hewlett-Packard. Various vendors also offer turn-key solutions and/or design support for National Semiconductor's processors. Contact Series 32000/EP Marketing for details.

From National: GNX (Genix Native and Cross) development-tools software includes assembler package and choice of C, Pascal, or Fortran compilers available for native (Sys32/50) and cross-development environments. Software that enables the 32FX16 and 32GX320 to operate as either a FAX modem or data modem is also available.

From others: Various Postscript and Postscript-compatible language interpreters, as well as related software support (fonts, PCL, etc) are available for laser-printer-controller designs. DOS-based development tools are available from Intral.

ALMAC




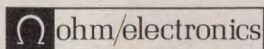

BRILL

CARSTEN

CHELSEA



Hamilton Avnet




Bourns Surface Mount
Trimmer Design Kit
Available From These Distributors

COPYRIGHT © 1990, BOURNS, INC. 7/90

BOURNS

“IT'S YOUR CHOICE”



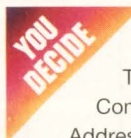
Which surface mount trimmer is right for your job?

To be sure, you need working samples. Complete specifications. Application details. So Bourns Trimpot makes it easy with its new Surface Mount Trimmer Design Kit.

Everything you need to prototype and test is in one place. Pick from over 200 surface mount trimmers in the most popular sizes, styles and resistance values. Check the specs. Verify the soldering process. All with one convenient kit . . . the industry's first.

Order your kit today from your Bourns distributor. It's the right choice.

— Send Me My Free —
Surface Mount Design Kit Brochure



Name: _____

Title: _____

Company: _____

Address: _____

City: _____ State: _____ Zip: _____

Send to: Bourns, Inc., M/S ADV,
1200 Columbia Ave., Riverside, CA 92507



BOURNS TRIMPOT

Bourns, Inc., 1200 Columbia Avenue, Riverside, CA 92507; (714) 781-5500;
European Headquarters: Zugerstrasse 74, 6340 Baar, Switzerland: 042-333333;
Benelux: 070-3874400; France: 01-40033604; Germany: 0711-22930; Ireland: 021-357001; United Kingdom: 0276-692392;
Asia Pacific Headquarters: 510 Thomson Road, Unit 09-01A SLF Building, Singapore 1130; (65) 353 4118; Hong Kong: (852) 5702171;
Korea: (82) 2-556-3619; Japan Headquarters: Nichibei Time 24 Building, 35 Tansu-Cho, Shinjuku-Ku, Tokyo, 162, Japan: (81) 3-260-1411

Call Me Circle 26

Send Literature Circle 27

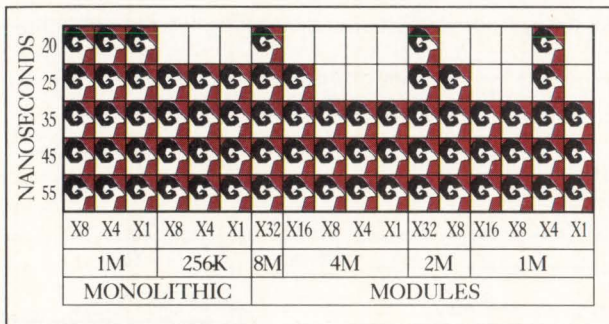
EDN112290

167

Solid SRAM Performance.




Animals Animals ©1990 EA Wolff



Experience and expertise that provide solid footing now, and a clear vision for the future. That's EDI.

Our commitment to Megabit Density SRAM Technology is continuously bringing high performance system designers uncompromising reliability and speeds as fast as any on the market today. And we can deliver them in a variety of package styles to accommodate your highest density requirements.



Innovation manufactured under the strictest quality control including MIL-STD-883 Para. 1.2.1 standards.



And for tomorrow? EDI is the company to watch. For a sneak preview of the new 1991 products call or write for our 1991 Data Book.



Electronic Designs Incorporated: Corporate Headquarters: 42 South Street, Hopkinton, MA 01748 USA 508-435-2341, FAX: 508-4356302
 Electronic Designs Europe Ltd.: Shelley House, The Avenue, Lightwater, Surrey GU18 5RF United Kingdom, 0276 72637, FAX: 0276 73748

AVAILABILITY: Now for 86C010 and 86C020. VL86C050 I/O processor samples available now.

COST: \$39 (100) for 86C010; \$125 (100) for 86C020. 86C050 samples in PQFP \$80.

SECOND SOURCE: Sanyo Semiconductor Ltd sources the 86C010.

CORE: Part of VLSI's cell library. (Was designed by customer Acorn Computers using VLSI's semicustom tools.)

Description: ARM stands for Acorn-RISC machine. The VL86C020 is software compatible with the -010. The second-generation chip includes a 4k-byte unified instruction and data cache on chip. The cache uses 64-way set-associative replacement with random replacement to provide a 93% hit rate. Current devices operate at 30 MHz with 35-MHz operation available by year end as the μ P migrates into a 1.0- μ m process technology. Low power consumption of 0.5W suggests the part for embedded-controller applications.

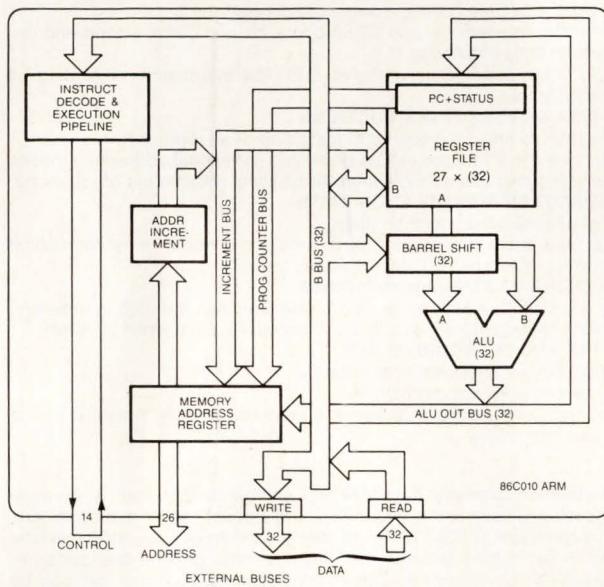
VLSI Technology Inc
 8375 S River Pkwy
 Tempe, AZ 85284
 Phone (602) 752-8574
 For more information, Circle No. 388

Status: The company supplies evaluation boards, assemblers, and C compilers directly. The architecture of the chip is targeted at the embedded-controller market and provides performance similar to most competing RISC processors at lower cost. VLSI's goal is to sell the VL86C020 for less than \$60 in high-volume production. The cost of the cache memory is included in the processor price. Cost is kept low because of small die size (approximately 280 mils square in a 1.0- μ m process) and 160-pin plastic quad flatpack packaging. A dedicated coprocessor bus necessitates the high pin count. The 86C020 has found application in laser printers, network controllers, disk controllers, and graphics subsystems.

HARDWARE

CHARACTERISTICS

SOFTWARE



I—DATA-MANIPULATION INSTRUCTIONS

Add, subtract, logicals, and comparisons. Bit clear. Shifts (barrel shifter with ALU).

II—DATA-MOVEMENT INSTRUCTIONS

Most data movements are by register-to-register instructions with option for multiple-register addressing. Only load and store operations to memory (typical of RISC). The VL86C010 includes a semaphore operation to support multiprocessing applications.

III—PROGRAM-MANIPULATION INSTR

Skip-type decision instructions (though old-fashioned, this simple approach can give fastest response in some cases). Branch instruction has option where combined PC and status register are copied in R14 data register for quick, simple return.

IV—PROGRAM-STATUS-MANIP INSTR

Usual status bits are combined with PC and mode-control bits in a 32-bit-long register. This combination allows all three elements to be saved in one fell swoop.

Specification summary: 32-bit CMOS Von Neumann (common memory) μ P with RISC-style architecture. Has simple ALU with associated barrel shifter and set of 32 registers on CPU μ P chip, 16 of which are accessible to programmer. Has some features expected in a large-memory-space machine: instructions and controls to handle virtual memory and caching. 32-bit external data bus and 26-bit external address bus allow linear addressing for external 64M-byte memory space (can be addressed on 8-bit-byte or 32-bit-word basis). Only simple load and store instructions for external memory. 10- to 12-MHz, 2-phase clock gives 4- to 5-MIPS sustained performance with 10 to 12 MIPS max. Interrupt latency is 2.75 μ sec max. No provisions for separate I/O addressing, so I/O must be memory mapped. Fabricated in 2- μ m CMOS; chip is 230 mils on side. 0 to 70°C temperature range. Packaged in 88-pin JEDEC Type-B leadless ceramic chip carrier and plastic leadless chip carrier.

Hardware notes:

1. In addition to the 86C010 μ P, VLSI has an associated set of chips for memory (86C110), video (86C310), and I/O (86V410). For floating-point math, VLSI suggests one of the commercially available coprocessors.
2. Note the 27 registers. This number is less than on some RISC machines, but the registers do overlap, as is common in RISC, to speed interrupt service (overlapping gives automatic saving of data). Thus, a programmer sees 16 registers at most, and of these, 15 are general purpose.
3. Some provisions for memory management, including cache and virtual memory through abort-signal, mode-control bits.

Software notes:

1. Only 44 instructions, in keeping with the literal RISC concept.
2. Simple RISC instructions are said to ease the task of writing efficient high-level-language compilers.
3. User and supervisory modes; supervisory mode entered by software interrupt.

HARDWARE

SUPPORT

SOFTWARE

VLSI says that much of the hardware support comes from Acorn, such as a PC-form-factor board (\$2500) for software development. (Note: VLSI will probably bias its support toward the ASIC approach, in which the ARM μ P will be considered a core around which the customer will be encouraged to apply "application-specific" I/O, memory, etc. Thus, VLSI's ASIC design tools might be considered part of the hardware support.)

VLSI indicates that most of the software support comes from Acorn, such as an assembler for the ARM's instruction set, a Basic interpreter, and compilers for popular high-level languages (C and Fortran-77). Compilers for artificial-intelligence languages (Cambridge Lisp and Prolog) are also available. Typical pricing for software packages is \$500.

AVAILABILITY: 16-, 20-, 25-, and 33-MHz versions in production (at four locations). 80386SX, 80376 samples available now.
COST: In 1000 qty, \$185 for 16-MHz 80386, \$185 for 20-MHz 80386, \$185 for 25-MHz 80386, \$238 for 33-MHz 80386, \$64 for 16-MHz 80386SX, and \$112.50 for 20-MHz 80386SX. Low-power 16-MHz (\$81) and 20-MHz 80386SX (\$122.50) also available.

SECOND SOURCE: None.

Description: The 32-bit 386 family of μ Ps is compatible with the 8086 and 80286 families. Included are address-translation registers and a 32-bit address bus for as many as 4G bytes of physical memory and 64T bytes of virtual memory (the SX and 376 processors have only a 24-bit address bus). Runs DOS, Windows, OS/2, Unix, iRMX, and iRMK. Virtual 8086 mode allows direct execution of 8086 software under new 32-bit operating systems. The 386SX permits the manufacture of less expensive systems with full 386 software capability.

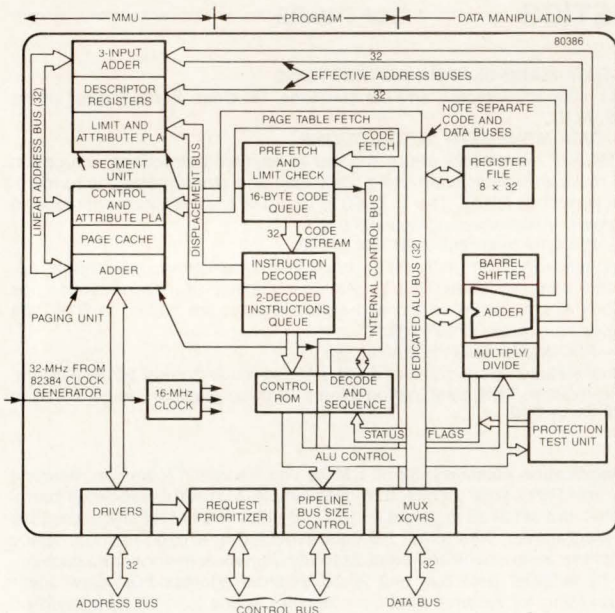
Intel Corp
 3065 Bowers Ave
 Santa Clara, CA 95051
 Phone (408) 987-8080
 For more information, Circle No. 389

Status: All indications point to the 80386 remaining the dominant 32-bit μ P, certainly for the next five years. The 386 is the sole μ P carrying the IBM PC momentum into the 32-bit world. Not satisfied that it owns the MS-DOS and OS/2 world, Intel is now aggressively after the Unix world and is in production with the 80376—a version of the 386 aimed at the embedded-controller world. Intel also offers the 80386SX, a version of the 386 that supplies a 16-bit data bus and a 24-bit address bus in standard and low-power versions.

HARDWARE

CHARACTERISTICS

SOFTWARE

**Hardware notes:**

1. No on-chip cache, but 33-MHz 82385 cache controller (\$82 (1k)) and 82395DX 16k-bit cache (\$109 (1k)) can implement a cache.
2. On-chip MMU chip said to allow for memory management with no penalty in bus bandwidth (if off chip, supplier says, an extra cycle would be needed). Allows choices of segmentation or paging singly or in combination for multiuser protection and for virtual memory.
3. The 80386 has its own math coprocessor, the 80387, which costs \$497 for 33 MHz, \$406.85 for 25 MHz (1000).
4. Along with the 80387 and 82385, the 80386 can use the 82380 32-bit peripheral combination chip that incorporates DMA and interrupt support and interval timers, etc.
5. The 80376 is compatible with the 386 programming model, but cannot run 8086 or real-mode programs. The chip has a 16-bit external bus.

I—DATA-MANIPULATION INSTRUCTIONS

Bit manipulation and bit-string manipulation (aided by 64-bit barrel shifter). Conversion between bytes, words, and double words.

Arithmetic, including 16- and 32-bit operands and 32-bit signed and unsigned multiply and divide.

(80387 math coprocessor has full IEEE-754 instructions, including all transcendentals.)

II—DATA-MOVEMENT INSTRUCTIONS

String moves and gang push and gang pop of all registers.

Instructions to insert and extract bit strings (additional addressing modes for existing instructions allow more flexibility in assignment of registers).

III—PROGRAM-MANIPULATION INSTR

Repeat instructions based on flags.

Enter and leave procedure instructions, conditional or unconditional branch to anywhere in 4G-byte memory space.

IV—PROGRAM-STATUS-MANIP INSTR

Flag instructions mostly same as on 8086 (contains four debug registers, allowing breakpoints on data or code accesses, even when in ROM).

V—HLL AND OS INSTRUCTIONS

Instructions for checking array bounds.

Segment assignment instructions.

Load and store descriptor tables for protection (processor context switch via one instruction).

Specification summary: A more or less standard, "classical" 32-bit mini-computer architecture that has a basic register set similar to the previous 16-bit members of 8086 family so that it can directly run their machine code. It has added features that make it more general and suited to larger 32-bit environments: data-manipulation instructions that can be applied to almost any register, high-level-language-oriented instructions, operating-system-oriented instructions, and on-chip MMU. Fabricated in 1.5- μ m CMOS (supplier calls it CHMOS-III), the chip is expected to consume no more than 400 mA at 32-MHz external clock (16 MHz internal). Packaged in 132-lead ceramic PGA.

Software notes:

1. Only those instructions beyond basic 8086 instructions described.
2. 80386 said to be object-code compatible with previous members of 8086 family and can run their operating systems. There is a "virtual 8086" mode in which 8086 (and 8088) code can be run within the protected 386 environment.

HARDWARE

SUPPORT

SOFTWARE

ICE-38625D in-circuit emulator (\$22,495) supports 386DX μ P to 25 MHz; ICE38633D (\$33,000) supports to 33 MHz. ICE386SX in-circuit emulator (\$22,500) supports 386SX to 30 MHz. ICE376D in-circuit emulator (\$18,495) supports 376 to 16 MHz. All Intel ICE in-circuit emulators for the 386 family operate on a common emulator base. They provide control and display software with a common Intel windowed user interface with drop-down menus and source-code display hosted on DOS on PC and PS/2 systems. The iPAT Performance Analysis Tool provides real- and protected-mode software analysis with high-level access to target-system performance analysis and test-case coverage in real time for target systems based on the 386 family at clock speeds to 20 MHz. An iPAT-386 probe supports the 386DX μ P. You can also interface the iPAT-386 to the probes of ICE in-circuit emulators for the 386DX, SX, and 376 μ Ps. Various Multibus I and II single-board computers are also available from Intel and other vendors for the 386DX μ P.

From Intel: ASM-386 macroassembler (\$600), RLL-386 binder and system software builder utilities (\$600), and the MON-386 serially hosted debug monitor (\$995). The C-386, Fortran-386, and PL/M-386 compilers (each \$900) support 386 μ P family protected-mode software cross development on DOS hosts. VAX/VMS kit support including ASM, RLL, compilers of choice, and VMS DB-386 incorporating a 386 system software simulator is also available on MicroVAX (\$14,000) and VAX (\$18,000) systems for cross development.

From others: Rapidly growing third-party support. Most important are MS-DOS and forthcoming OS/2 from Microsoft (Bellevue, WA). (There are variations in DOS such as Concurrent DOS by Digital Research (Monterey, CA); Unix V from AT&T (Morristown, NJ) and Zenix from Microsoft also available. Real-time executives offered by Ready Systems (Palo Alto, CA), JMI Software (Spring House, PA), and others. In addition, there are dual combinations of operating systems such as Unix-DOS, CTOS-DOS, and DOS-DOS.

Note: Some software depends on 386 mode.



In the Battle Against Interference, TDK Is Your Best Defense.

TDK EMC Technology Provides Dependable Suppression of EMI/RFI.

As the activities of today's electronics industry advance further into the realms of digitalization and high frequency, EMI and RFI become more crucial than ever.

TDK has developed a full line of components to help your products overcome EMI and RFI. This can be

accomplished only through extensive research into magnetic and dielectric materials using the most advanced electronic technology. And each one of these components demonstrates TDK quality and reliability.

No matter what your product, look to TDK for the solution to all your EMI and RFI troubles.

 <p>EMI/RFI Suppression Filters</p>	 <p>Through Hole EMI/RFI Filters</p>	 <p>Ferrite Chip EMI Suppressors (Ferrite Chip Beads)</p>	 <p>Micro Chip EMI Filters</p>	 <p>Leadless EMI Filters</p>	 <p>Power-Line Leadless Inductors</p>	 <p>Leadless Line Choke SF Coils</p>
 <p>Common Mode Choke Coils/Line Choke Coils (SF Type)</p>	 <p>UL Recognized (CSA, VDE, SEV, SEMKO, BS) Ceramic Capacitors</p>	 <p>Feed-Through Ceramic Capacitors</p>	 <p>EMI/RFI Suppression Ferrites</p>	 <p>Ferrite Bead Cores</p>	 <p>Varistors</p>	 <p>Radio Wave Absorbents</p>

TDK Electromagnetic Compatibility Technology—At Your Service!



CEL, TDK's Component Engineering Laboratory in Torrance, CA, can custom design and test manufacture TDK EMI/RFI suppression components to meet your specific requirements. For more information, call (213) 530-9397.

TDK CORPORATION OF AMERICA HEAD OFFICE 1600 Feehanville Drive, Mount Prospect, IL 60056, U.S.A. Phone: (708) 803-6100 CHICAGO REGIONAL OFFICE Phone: (708) 803-6100 INDIANAPOLIS REGIONAL OFFICE Phone: (317) 872-0370 NEW YORK REGIONAL OFFICE Phone: (516) 625-0151 LOS ANGELES REGIONAL OFFICE Phone: (213) 539-6631 DETROIT DISTRICT OFFICE Phone: (313) 462-1210 NEW JERSEY DISTRICT OFFICE Phone: (201) 736-0023 BOSTON DISTRICT OFFICE Phone: (508) 624-4262 HUNTSVILLE DISTRICT OFFICE Phone: (205) 464-0222 GREENSBORO DISTRICT OFFICE Phone: (919) 292-0012 DALLAS DISTRICT OFFICE Phone: (214) 506-9800 SAN FRANCISCO DISTRICT OFFICE Phone: (408) 437-9585 TDK CORPORATION, TOKYO, JAPAN.

When Quality Counts



Analyze, Monitor, and Control Your Processes With GenRad's Statistical Process Control (SPC) Software.

To achieve total quality control throughout your company, you need tools that will help you identify and analyze quality related problems. GenRad's Parameter Manager Plus™ (pmPLUS) software, designed for ease-of-use, flexibility, and speed, enhances your commitment to quality. Our program's unmatched control charting capabilities allow you to correct a process before it becomes a problem.

Parameter Manager Plus is the first choice of professionals running SPC applications on the Macintosh®. The program provides instant technical analysis and allows you to generate control charts of complex data with a click of the mouse.

Parameter Manager Plus makes the most of the Mac's graphical interface and ease-of-use. It can enhance productivity with powerful analysis features, unparalleled speed, and the ability to acquire data from almost any source. To discuss the many ways Parameter Manager Plus can help you with your SPC needs, call us today at 1-800-4-GENRAD.

The unique time-based database in pmPLUS allows the user to quickly generate control charts and identify unnatural process variation.



*The difference in software
is the difference in test.*

GenRad, Inc., 510 Cottonwood Drive, Milpitas, CA 95035-7499 (408) 432-1000
GR and GenRad are registered trademarks of GenRad, Inc. Parameter Manager Plus is a trademark of GenRad. Macintosh is a registered trademark of Apple Computer, Inc.

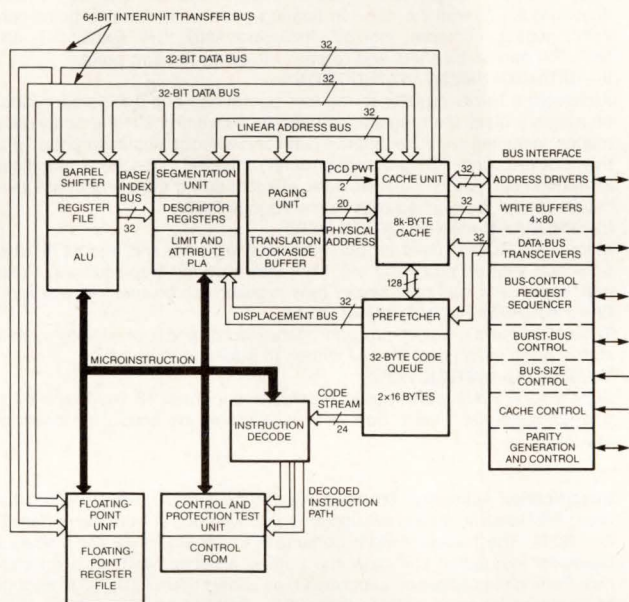
AVAILABILITY: 25- and 33-MHz versions now in production.
COST: In 1000 qty, \$760 (25 MHz) and \$1003 (33 MHz).
SECOND SOURCE: None.

Description: The i486 CPU comprises an enhanced 80386 CPU, an enhanced 80387 math coprocessor, an 82385 cache controller, an 8k-byte combined code and data cache, and a paging and memory-management unit. The i486 is binary compatible with 386/387 processor software but is 2 to 4× faster because of enhanced execution pipelining and higher integration. The i486 CPU adds several new instructions that support caches and multiprocessor operating systems. A byte-swap instruction allows the i486 CPU to read data in either big- or little-endian format. A burst bus allows the i486 to fill the on-chip cache with 16 bytes of data in five clock cycles.

Intel Corp
3065 Bowers Ave
Santa Clara, CA 95051
Phone (408) 987-8080
For more information, Circle No. 390

Status: 25-MHz version has been in production since late last year; the 33-MHz version went into production in May of this year. Many servers and multiprocessing systems—in addition to the expected traditional desktop personal computers—are based on the i486 CPU. The company expects to increase performance by offering the chip at higher operating frequencies.

HARDWARE CHARACTERISTICS SOFTWARE



Hardware notes:

1. 8k-byte unified instruction and data cache is located on chip. The cache lets the CPU read 16 bytes of code into the prefetch queue in one clock. A cache hit rate of better than 90%, for most applications, greatly reduces memory bus utilization for memory reads and improves system performance.
2. The Turbocache486 module (\$299 for 64k-byte version and \$399 for 128k-byte version at 33 MHz in 1000 qty; 25 MHz also available) is a complete second-level write-through cache controller and SRAM. The module contains the 82485 cache controller (\$89 (25 MHz) and \$99 (33 MHz) in 1000 qty). The module's look-aside design lets you add the module as an option much as the 387 was an option to 386 systems.
3. An on-chip MMU allows memory management identical to the 386DX CPU. The MMU allows segmentation, paging, or a combination of both for multiuser protection and for virtual memory.

I—DATA-MANIPULATION INSTRUCTIONS

Byte swap for converting between little- and big-endian data. Compare and exchange instruction. Exchange and add instruction. Floating-point instruction set from 387 math coprocessor added to i486 CPU.

II—DATA-MOVEMENT INSTRUCTIONS

Information not provided by manufacturer.

III—PROGRAM-MANIPULATION INSTR

Information not provided by manufacturer.

IV—PROGRAM-STATUS-MANIP INSTR

Information not provided by manufacturer.

V—HLL AND OS INSTRUCTIONS

Instructions for flushing and invalidating the caches.

Specification summary: A standard 32-bit architecture containing the same register set as its predecessor, the 386DX CPU. The 486 adds a small cache and floating-point processor as well as the instructions and control bits to support these features. The part is fabricated using a 1- μ m process and consumes less than 700 mA at 25 MHz. The μ P is packaged in a 168-pin ceramic PGA.

HARDWARE SUPPORT SOFTWARE

ICE48633D In-circuit emulator (\$49,000) supports the 486 μ P to 33 MHz with real-time execution control over prototype 486-based systems. ICD48625D in-circuit debugger (\$9500) is a hardware-assisted real-time debug monitor supporting 486 μ P to 25 MHz. ICD48625D supports execution breakpoints, including cached breaks, control of 486 μ P execution, and access to registers and system memory. A standard logic-analyzer interface supports cross triggering between ICD486 and a high-speed logic analyzer. The ICD48625D in-circuit debugger is hosted on DOS PC and PS/2 systems. Host software uses the common Intel windowed interface model with drop-down menus and source-code display.

From Intel: Intel's i486 assembler, compilers, system utilities, and software debuggers are intended for computer-system software development requiring access to the full native-mode architecture models of the 486 μ P. ASM macroassembler (\$600); RLL binder and system-software-builder utilities (\$600); and C, Fortran, and PL/M compilers (each \$900) support 486-family protected-mode software cross development by generating 486 instructions in code developed on DOS hosts. Language kits (\$4500) including ASM, RLL, a compiler of choice, and the DB debugger are also available. VAX/VMS kit support including ASM, RLL, and a compiler of choice is available on MicroVAX (\$14,000) and VAX (\$18,000) systems for cross development.

AVAILABILITY: Now for 25- and 33-MHz C200 chip sets and modules, the 211 CPU/FPU, 40- and 50-MHz C300 chipsets and modules, and the C311 CPU/FPU. The 40-MHz C4 will sample late this year.

COST: All 1000 qty: At 33 MHz, the C211 CPU/FPU costs \$69, the C200 chip set costs \$229, and the C200 module costs \$424. At 40 MHz, the C311 costs \$160, the C300 chip set costs \$336, and the module costs \$536. At 50 MHz, the C311 costs \$191, the C300 chip set costs \$495, and the C300 module costs \$695.

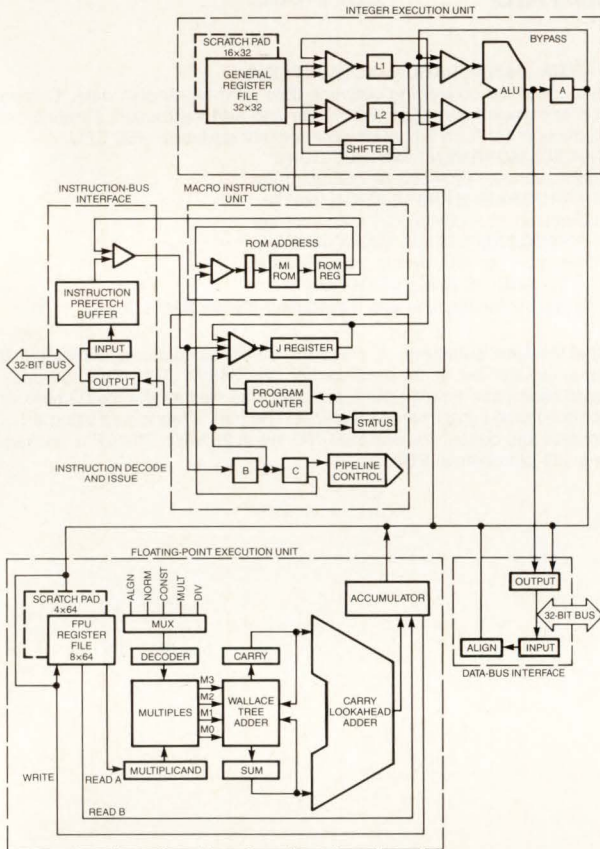
SECOND SOURCE: Samsung Semiconductor.

Description: CMOS RISC-based μ P has a dual-bus Harvard architecture. 3-chip set includes a CPU that incorporates a floating-point unit (FPU) and two cache/MMU chips: one for instructions and one for data. Available in first- and second-generation versions in modules, chip sets, and individual chips. The upcoming C4 is a superscalar implementation.

Intergraph Corp
Advanced Processor Div
2400 Geng Rd
Palo Alto, CA 94303
Phone (415) 494-8800
For more information, Circle No. 391

Status: The company claims over 45,000 Clipper modules have been shipped through May 1990, giving Clipper a large, but narrow, installed base—Intergraph and DuPont account for more than 98% of sales.

HARDWARE CHARACTERISTICS SOFTWARE



Hardware notes:

1. The CPU chip has RISC-like ALU plus a CISC-like macroinstruction ROM and FPU. The other two chips are identical pin-programmable cache/MMU chips, so one can be used for instruction caching and the other for data caching. The instruction cache carries the CPU's instruction program counter. The 4096-byte capacity of each cache plus the sophisticated caching control (2-way set associative) gives the Clipper a hit ratio greater than 90%.
2. Each cache supports virtual memory via the on-chip MMU. The caches (especially the data cache) operate on a physical memory basis, so less flushing is needed. The C200 requires 135-nsec memory devices; the C300 requires 90-nsec memory devices.
3. CPU uses sophisticated pipelining with provision for bypassing.
4. C4 will be a 2-chip set (CPU and FPU) with a 64-bit instruction/data bus. C4 will be binary compatible with C300.

HARDWARE SUPPORT SOFTWARE

The Clipper Module card integrates the three Clipper chips into a functioning CPU. It provides the clock and program-counter wiring and a 96-pin DIN connector. User must provide the bus buffers externally. Intergraph supplies development systems that provide a 33-MHz Clipper CPU, 8M bytes of RAM, 156M bytes of hard-disk storage, and an Ethernet interface. Software includes Clix (which is based on Unix System V), a C compiler, a loader/debugger, and utilities.

I—DATA-MANIPULATION INSTRUCTIONS

Add, subtract, multiply, divide (32-bit integer and 32- and 64-bit IEEE floating-point operations done in floating-point unit), floating-point converts, negate, compare, logicals, including AND, OR, EXCL OR, and NOT. 32- and 64-bit shifts and rotates, including floating point.

II—DATA-MOVEMENT INSTRUCTIONS

Architecture favors register-to-register operations and avoids operations on memory other than register-to-memory movements. Nine addressing modes, including absolute, relative (with and without displacements), relative indexed, and PC (program-counter) indexed. Despite streamlined instruction set, architecture provides efficient string moves because execution control is switched over to macrocode ROM.

III—PROGRAM-MANIPULATION INSTR

Macrocode ROM is used for context-switching save and restore instructions that support entry and exit from interrupt and trap routines. Push, pop, supervisor, and user stacks (any register can be used as pointer).

IV—PROGRAM-STATUS-MANIP INSTR

Two status words, a user-program status word, and a privileged system status word, which can only be written in supervisory mode.

V—SPECIAL INSTRUCTIONS

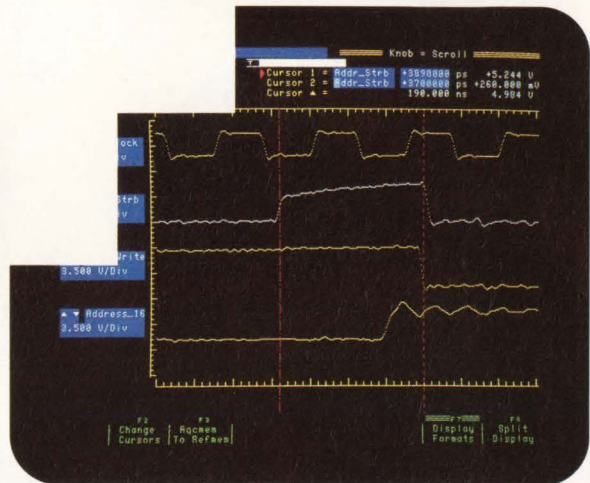
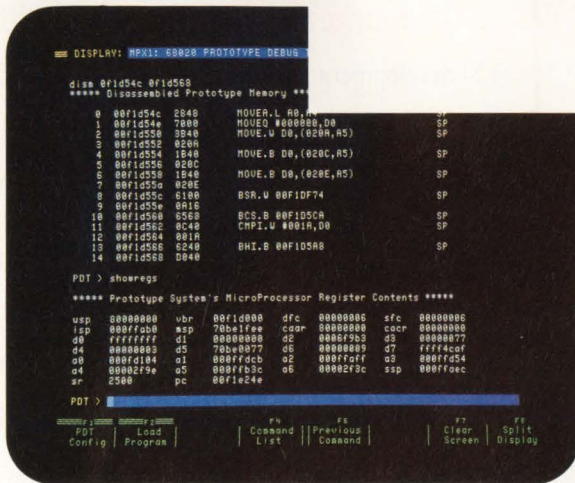
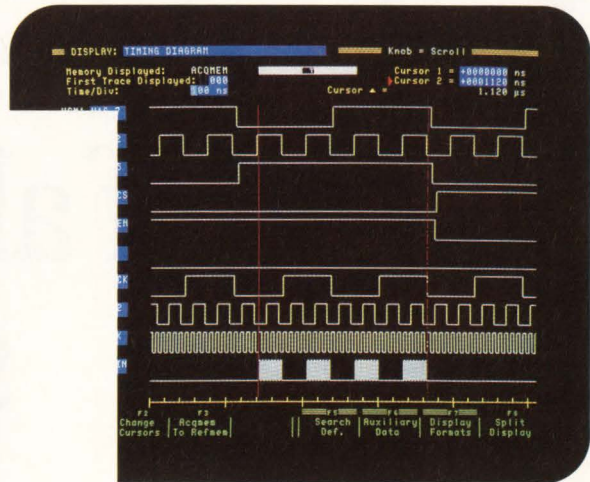

Supervisory mode commands. Hardware supports 18 hardware traps and 128 supervisory calls. Software semaphores are supported for multi-tasking.

Specification summary: Modified RISC-type architecture in which the basic RISC instruction set is supplemented with boost from microinstruction ROM. The bus-bandwidth bottleneck is solved by having separate buses for instruction and data and putting a cache/MMU chip on each bus. Putting the caches on separate chips allows them to be large enough to generate hit rates greater than 90%. Partitioning also allows IEEE 64-bit floating-point operations to be incorporated on CPU chip so there is no off-chip delay. There is no need for CPU to have separate multiply-divide hardware because these operations can be done in the FPU. The chips are sold mounted with clock on a 3.5x4.5-in. multilayer-pc card with 96-pin DIN connector. C200 chips are also available separately.

Software notes:

1. Clipper's 164 instructions are a balance between 1-cycle-RISC and multicycle-CISC commands. The RISC takes care of the simpler, most frequently used instructions. The CISC macrocode takes care of complex instructions such as floating/integer conversion, character-string manipulation, save and restore registers, and trap/interrupt entry and return sequences.
2. C200 and C300 instructions are compatible.

A wide array of standards-based software is available from Intergraph, including Clix V.3.1 (based on Unix V.3.1) operating system; optimizing compilers for C, Fortran, and Pascal; RFS, NFS, and TCP/IP networking software; and X-windows windowing interface. More than 500 third-party packages are available, including compilers for Lisp, Ada, and other languages; tools and utilities; end-user application packages such as Word Perfect, Q-Calc, Q-Office+, Masterplan, and UniPlex II Plus; and the Ingres, Informix, and Oracle database programs.




Prism. Four instruments in one logic analyzer. For faster, time-correlated results.

State analyzer. Timing analyzer. Emulator. DSO. Getting the complete picture is easier than you think.

The 4-in-1 Prism 3000 Series is unlike any other logic analyzer. From one keyboard and display, it can do the work of multiple instruments. It can time-correlate data acquired by one Prism module to data acquired by all other modules, via revealing split-screen displays.

Combine the triggering and channel resources of a logic analyzer with emulator-like ability to change registers, patch memory, and step through your code. View both signal timing and signal integrity at the same time with the integrated DSO.

For twice the power and convenience afforded by separate instruments, at half the cost, contact your Tek sales engineer. Or call 1-800-426-2200 for the complete multipurpose Prism story.



Tektronix
COMMITTED TO EXCELLENCE

Rental units available from your local rental company.
Copyright © 1990, Tektronix, Inc. All rights reserved. PRZ-100

Here's one reason that over half of all SCSI devices sold are NCR.

We created the market... and we still lead the way.

Meet NCR's SCSI development team. In 1983, they gave the computer industry its first SCSI device. By providing easy connectability and significantly reducing time to market, a new product era was born.

Since then needs have changed. By combining our system skills, high-performance standard cell methodology, and in-house manufacturing,

NCR has maintained its leadership role with innovative new ideas

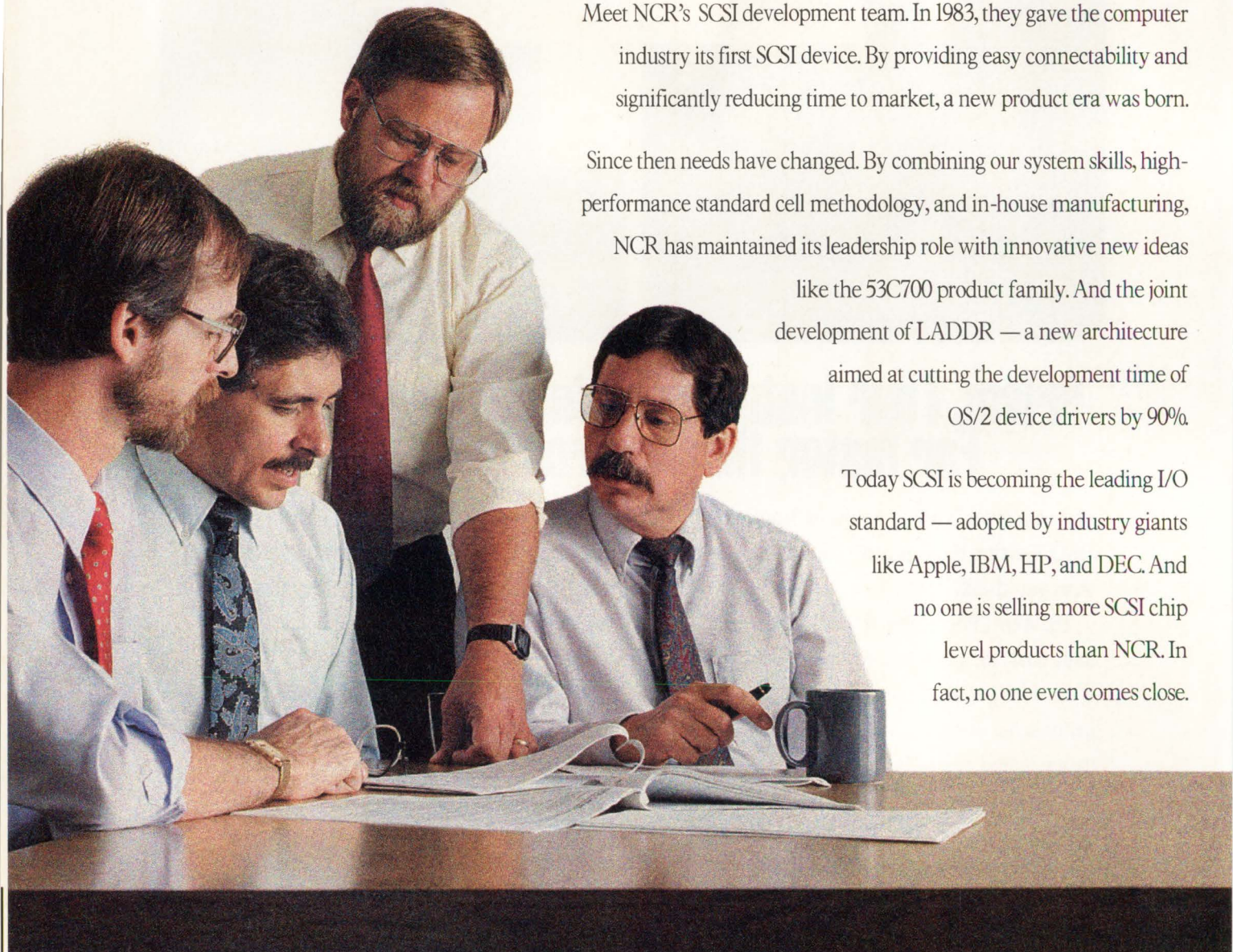
like the 53C700 product family. And the joint development of LADDR — a new architecture aimed at cutting the development time of OS/2 device drivers by 90%.

Today SCSI is becoming the leading I/O standard — adopted by industry giants

like Apple, IBM, HP, and DEC. And

no one is selling more SCSI chip level products than NCR. In

fact, no one even comes close.



Part of the NCR SCSI Development Team: (left to right)
Jerry Armstrong, Sr. Software Engineer; **Harry Mason**, Strategic Marketing Manager; **John Lohmeyer**, NCR Sr. Consulting Engineer and Chairman of the ANSI X3T9.2 Committee and **Dave Skinner**, SCSI Product Manager.



North American Sales Headquarters
1731 Technology Drive, Suite 600
San Jose, CA 95110
(408) 453-0303

Here's another.

The NCR 53C700 SCSI I/O Processor...
So good, *Electronic Design* named it the
product of the year.

"You can't tell a good SCSI chip just by looking at it..." and according to *Electronic Design*, NCR's 53C700 is the best there is.

The only third generation SCSI device on the market today, it concentrates all the functions of an intelligent SCSI adapter board on a single, smart and extremely fast, chip... for about 15% of the cost.

As the first SCSI I/O processor on a chip, the 53C700 allows your CPU to work at maximum speed while initiating I/O operations up to thousands of times faster than any non-intelligent host adapter. DMA controllers can burst data at speeds of up to 50 Mbytes/s. This new chip cuts down system time hookup to a fraction of what it has been.

Those are just a few of the reasons *Electronic Design's* "Best of the Digital IC's" award went to NCR's 53C700 last year.

And now the NCR 53C710!

For the complete story on the NCR SCSI product line featuring the new 53C710, as well as the upcoming SCSI seminars with the NCR SCSI Development Team, please call:


1-800-334-5454



NCR


Creating value

CIRCLE NO. 110



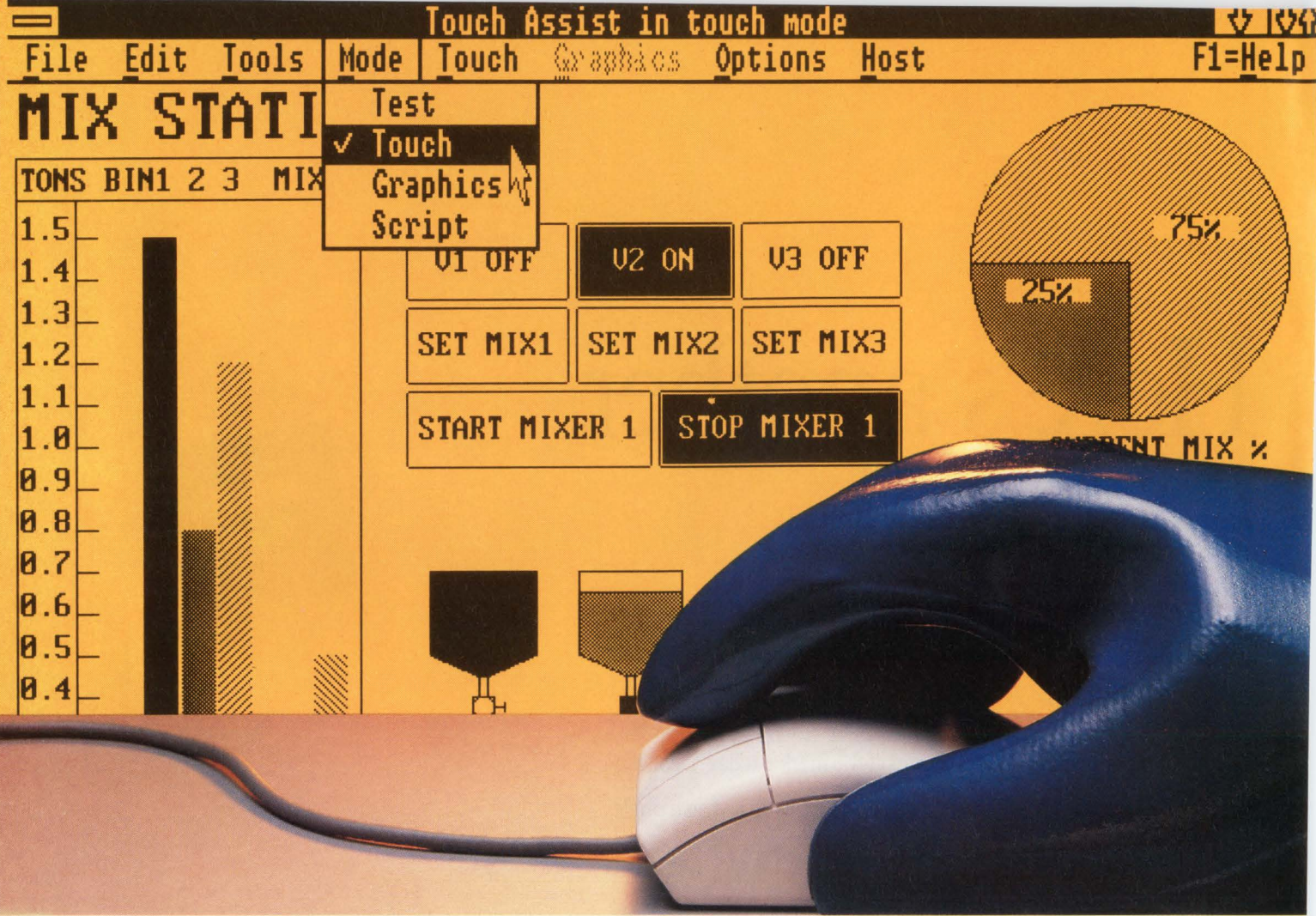
European Sales Headquarters

Gustav-Heinemann-Ring 133
8000 Munchen 83
West Germany
49 89 632202



Asia/Pacific Sales Headquarters

2501, Vicwood Plaza
199 Des Voeux Road
Central
Hong Kong
825 859 6044



NOW YOU CAN DESIGN A DEECO FLAT-PANEL TOUCHSCREEN IN NO TIME FLAT.

Introducing TouchAssist™, our new DOS-compatible interactive touch screen application generator. Now, developing and testing DeeCO flat-panel touch screen applications is a flat-out cinch.

With TouchAssist's menu-driven graphical interface, you just point and click.

No endless compiling, recompiling and debugging.

As you design the elements you want—charts, graphs, buttons, diagrams—you see them on the screen, exactly the way they'll appear on your DeeCO



flat-panel display. Your interface is taken care of in a fraction of the time, saving weeks of valuable engineering resources. And since TouchAssist is compatible with any SealTouch® terminal or module, changing existing applications is now just as fast and simple.

For more information about TouchAssist, or any of our full line of SealTouch terminal emulators, pc monitors, graphics terminals or modules, contact us today.

Call (415) 471-4700.

Lucas Deeco
Formerly **DECO**, Digital Electronics Corporation

DeeCO and SealTouch are registered trademarks of Lucas Deeco. TouchAssist is a trademark of Lucas Deeco. © 1990

Lucas Deeco, A Division of Lucas Duralith Corporation, 31047 Genstar Road, Hayward, CA 94544-7831 (415) 471-4700

HYPERSTONE

32-BIT CMOS

AVAILABILITY: Delivery from stock.

COST: \$150 (1000) for the 25-MHz part.

SECOND SOURCE: Zilog.

CORE: Zilog will use the Hyperstone μ P as a 32-bit core in its library of μ P cores.

Description: Hyperstone combines features of both RISC and CISC architectures. Although most instructions are 16 bits wide, some are 32 or 48 bits wide. Almost all instructions execute in a single cycle. The vendor claims that Hyperstone program code will be more compact than many CISC-architecture programs. The microprocessor uses a combination of pipelined load instructions, an internal decode/execute pipeline of two stages, and a proprietary look-ahead instruction cache to achieve high performance. In addition, on-chip DRAM and bus control simplify the interface between the μ P and memory and peripherals.

Hyperstone Electronics GmbH

AM Guckenbühl 10

7750 Konstanz

Germany

Phone (011) 49 075 316-7789

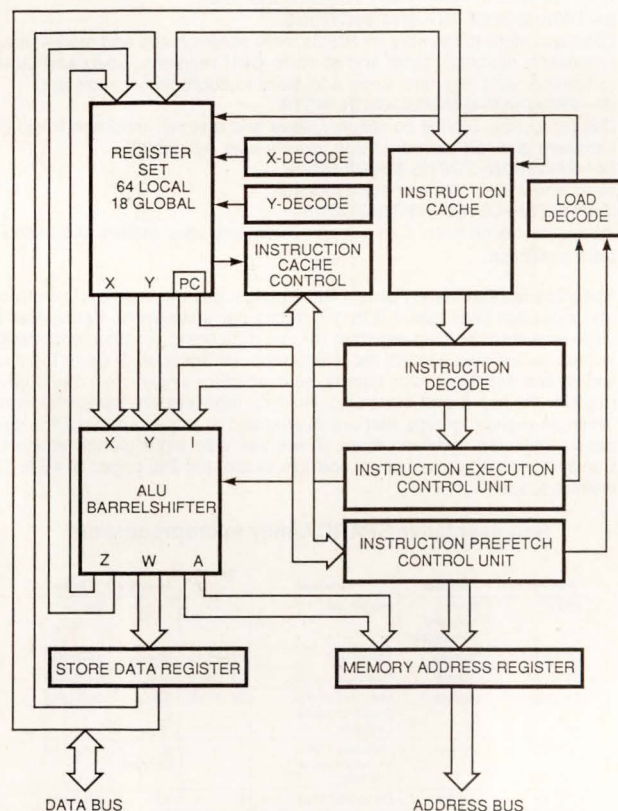
For more information, Circle No. 392

Status: The Hyperstone suits embedded-systems applications. Zilog recently announced its intention to use the Hyperstone in its library of μ P cores. These cores form the base for microcontrollers for datacommunications, intelligent-peripheral-control, and disk-control applications.

HARDWARE

CHARACTERISTICS

SOFTWARE



Hardware notes:

1. The μ P has separate 32-bit address and data buses. The μ P's 64 local registers are arranged in a register stack that contains stack frames of variable length—2 to 16 registers. Overlapping stack frames (windows) allow parameter passing. Because of the code compaction of mostly 16-bit instructions, the 128-byte instruction cache achieves hit rates comparable to larger caches on other devices.
2. The μ P contains all the logic to directly control DRAMs, SRAMs, ROMs, and other peripherals. The Hyperstone also performs parity generation and parity check.

I—DATA-MANIPULATION INSTRUCTIONS

All instructions operate on 32- or 64-bit data. Most instructions are single cycle, but multiply and divide are multicycle. A barrel shifter provides left/right and signed/unsigned shifts. Two sets of arithmetic instructions are available: One set traps on overflow; the other only flags overflow. Logic instructions are AND, AND NOT, OR, XOR, and NOT. More powerful instructions include scaled index move, bound check, and scan leading zeros. IEEE-floating-point instructions execute by emulation.

II—DATA-MOVEMENT INSTRUCTIONS

Pipelined load/store architecture. Data types are byte and halfword (both signed and unsigned), 32-bit words, and 64-bit double words. Hyperstone contains single- and double-word move instructions.

III—PROGRAM-MANIPULATION INSTR

One unconditional and 12 conditional branch instructions provide program-counter relative delayed/undelayed branches. The μ P executes dynamic branches via move or add instructions to the program counter. A call instruction creates a new variable-length stack frame in the register stack. A frame instruction restructures the stack frame for parameter passing. A return instruction returns control and restores the old stack frame. The μ P handles overflow or underflow automatically.

IV—PROGRAM-STATUS-MANIP INSTR

One unconditional and 11 conditional trap instructions trap to supervisor state via a 64-entry table.

V—SYSTEM-LEVEL INSTRUCTIONS

Moves to special registers and setting the interrupt mask bit are only possible in supervisor mode.

Specification summary: The Hyperstone μ P has a balanced set of instructions that make it useful as a universal processor. Since virtual memory is rarely used in embedded systems, Hyperstone doesn't include on-chip memory management. Demand paging via an off-chip memory-management unit is assisted.

HARDWARE

SUPPORT

SOFTWARE

In-circuit emulator via an add-on board to the IBM PC. Add-on boards to the IBM PC and evaluation boards via an RS-232C port.

Cross assembler/debugger on the IBM PC under MS-DOS. A C compiler is under development. Zilog is developing a behavioral model.

AVAILABILITY: See table.

COST: See table.

SECOND SOURCE: Fujitsu, Cypress, and BIT SPARC μ Ps are not hardware compatible. LSI Logic makes Fujitsu—and Cypress—compatible versions. All must run Sun Microsystems Inc (Mountain View, CA) SPARC software. Fujitsu, Cypress, LSI, Texas Instruments, and Philips/Signetics also provide SPARC embedded controllers.

CORE: Fujitsu has made a start in this direction with a gate array. LSI Logic will also offer RISC elements in its ASIC library.

Status: L64811 supersedes the L64801. At least three vendors have signed up to produce SPARCstation 1 compatibles. Currently, more than 2000 applications run on SPARC hardware and numerous Sbus plug-in cards are available. SPARC International (Sunnyvale, CA), a consortium of hardware and software vendors, creates and maintains open standards and multivendor compatibility of both SPARC-based machines and applications.

Fujitsu Microelectronics Inc
Advanced Products Div
 50 Rio Robles
 San Jose, CA 95134
 Phone (800) 523-0034
 FAX (408) 943-9293
 For more information,
 Circle No. 393

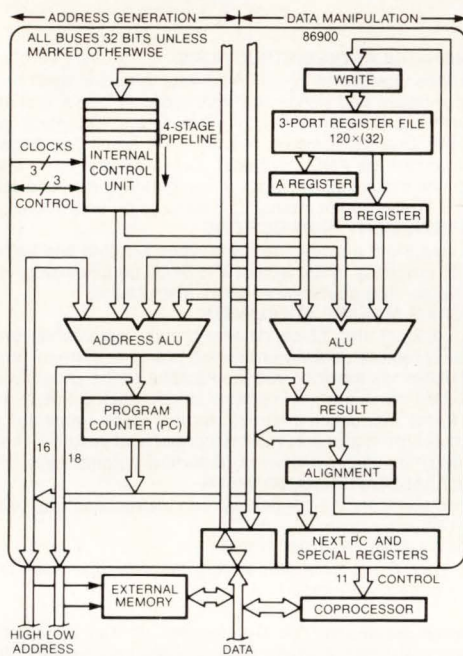
Bipolar Integrated Technology (BIT)
 Box 4750
 Beaverton, OR 97076
 Phone (503) 629-5490
 For more information,
 Circle No. 395

Cypress Semiconductor
 3901 N First St
 San Jose, CA 95134
 Phone (408) 943-2852
 For more information,
 Circle No. 394

LSI Logic Corp
 1551 McCarthy Blvd
 Milpitas, CA 95035
 Phone (408) 954-4985
 For more information,
 Circle No. 396

Description: Sun Microsystems defined SPARC at instruction-set and programmer's model level and then entered into entirely separate joint agreements with silicon vendors with the intent of reaching 100-MIPS performance by 1990.

HARDWARE CHARACTERISTICS SOFTWARE



Hardware notes:

1. Diagram is for Fujitsu 86901. 86902—Fujitsu's embedded-control entry—is compatible with 86920 MMU and Weitek's 3170 floating-point unit. 86902 is missing 3 address-space-identifier lines and 3 of 4 hold inputs.
2. Cypress's SPARC embedded controller eliminates the user-defined coprocessor port and several control signals in addition to reducing the address bus to 24 bits and the address-space identifier to 3 bits.
3. LSI Logic's embedded SPARC comes without coprocessor ports.
4. Rather than redesigned parts, all embedded controllers are reduced-pin-count, crippled versions of existing parts.

Software note:

There are four stages (five in BIT μ P) of pipelining. Optimizing compiler prevents pipeline breaks by inserting a delay instruction before branch instructions.

I—DATA-MANIPULATION INSTRUCTIONS

Add, subtract, multiply (step), Logicals and shifts.

II—DATA-MOVEMENT INSTRUCTIONS

Load and store to memory (in RISCs, only simple loads and stores used to external memory). Load and store to CPU registers. Load and store to floating-point registers. Load and store to coprocessor registers.

III—PROGRAM-MANIPULATION INSTR

Call subroutine, branch conditional, save and restore, jump and link (128 hardware and 128 software traps, mostly user definable).

IV—PROGRAM-STATUS-MANIP INSTR

Read and write processor state register.

V—SYSTEM-LEVEL INSTRUCTIONS

Instruction-cache flush. Can set up system and user modes and associated protection.

Specification summary: Follows RISC philosophy of single-cycle instruction execution (averages 1.3 to 1.7 clocks per instruction). Family has a large number of on-chip registers to hold data being processed for rapid access, which also permits the fixed-length instructions to carry the two source and one destination addresses needed for single-cycle operations (register file has 3-port structure). On-chip registers are partitioned into seven 24-register groups that are overlapped at edges so that CPU can pass parameters between them. There are also eight global registers. Can address 4G bytes of direct address space and 256 pages of 4G-byte indirect space.

Representative SPARC family microprocessors

Part number	Vendor	Function	Speed (MHz)	Available	Price
B5000	Bipolar Integrated Technologies	Integer unit	—	—	\$850
CY7C601	Cypress	Integer unit	25, 33, 40	Now	\$349 (100)
CY7C602	Cypress	Floating-point unit	25, 33, 40	Now	\$489 (100)
CY7C604	Cypress	MMU and single-processor cache controller	25, 33, 40	Now	\$491 (100)
CY7C605	Cypress	MMU and multi-processor cache controller	—	4Q Samples	Not yet set
CY7C611	Cypress	Embedded integer unit	25	Now	\$76 (1000)
MB86901	Fujitsu	Integer unit	20 and 25	Now	\$87 (1000)
MB86902	Fujitsu	Embedded integer unit	20 and 25	Now	\$79 (1000)
L64801	LSI Logic	Fujitsu-compatible integer unit	25	Now	\$148 (1000) PQFP
L64811	LSI Logic	Cypress-compatible integer unit	25, 40	Now Dec '90	\$160 (1000) \$223 (1000)
L64901	LSI Logic	Embedded integer unit	20 and 25	Taking orders now	\$86 (1000) 20-MHz PQFP
L64951	LSI Logic	System controller	10 and 25	Samples now	\$79 (1000) 20-MHz PQFP
TMS390C602A	TI	FPU	40	Samples now	\$315 (1000)

HARDWARE SUPPORT SOFTWARE

Sun workstations are adequate because Sun maintains software compatibility. Evaluation boards from Cypress and Fujitsu. Definicon and CAD/CAM International supply development boards. Call Cypress for company phone numbers. LSI Logic has a hardware-support program supplying a SPARCstation 1-compatible board with complete schematics, layouts, and films.

Vendors say they'll pass along Sun's optimizing compilers for C, Pascal, and Fortran as well as Sun's Unix operating system. Wind River Systems (Emeryville, CA) will provide a real-time operating system. A SPARC monitor is available from Bradley Forthware (Sunnyvale, CA).

ADVERTISEMENT

0.99 Power Factor Corrected Switcher With Universal Input



1000 watt single and multiple output switch-mode power supplies operate from 120 VAC 15 Amp service, or as Universal Input from 90 to 264 VAC line without strapping. Units meet IEC 555-2 harmonic distortion and UL, CSA, VDE, EN, and FCC safety and EMI specifications. Other models operate from 48 VDC or 120/230 VAC.

Contact: **Qualidyne** (619) 575-1100

Qualidyne CIRCLE NO. 160

Compact, Modular Switchmode Supply Meets Class B EMI



Compact power supplies can provide up to 400 watts with hundreds of volt/amp combinations of from 1 to 7 DC outputs. Units are available with in-line or side-mount I/O terminals and operate from 120/230 VAC. Options include Auto Current-Sharing with a isolated Power Supply Fail signal, ideal for N+1 use.

Contact: **Qualidyne** (619) 575-1100

Qualidyne CIRCLE NO. 161

Low Profile/Low Cost Supplies Are Only 2" to 3" High



Compact switchers feature robust, high-current main and auxiliary outputs to suit OEM needs. Single and multiple output models provide from 250 to 1000 watts. Wide user-adjustment ranges, auto AC line select, integral fan-cooling, margining, and inhibit are among the features and available options.

Contact: **Qualidyne** (619) 575-1100

Qualidyne CIRCLE NO. 162

Modular 5" x 5" & 5" x 8" AC-DC Switchers & DC-DC Converters

Hundreds of models with up to 9 independent outputs can be easily configured to meet custom requirements without delays. Providing 800 to 3000 watts, units operate from 48 VDC or 120/230 VAC. All meet EMI and safety specs from UL, CSA, EN, FCC and VDE. Wide adjustable and current sharing outputs available.

Contact: **Qualidyne** (619) 575-1100

Qualidyne CIRCLE NO. 163



1990-91 CATALOG
SWITCHMODE POWER SUPPLIES
■ AC-DC ■ DC-DC CONVERTERS ■ 0.99 POWER FACTOR

- Low Cost
 - Low Profile Case
 - 250 to 600 Watts
 - 1 to 4 Outputs



- User-Configurable
 - 1 to 9 Outputs
 - Quick Customized Supplies
 - Modular Construction

- Feature-Intensive
 - Low Profile Cases
 - 1 to 9 Outputs
 - 500 to 1000 Watts



- Wide Adjustment Ranges
 - 600 to 1000 Watts
 - 2V to 56VDC Outputs
 - 1 to 7 Outputs

- 1KW to 3KW
 - 1 to 9 Outputs
 - N + 1 Redundancy



Qualidyne
Lambda Group of Unitech plc



FREE NEW 66-PAGE CATALOG/BINDER

CALL OR WRITE: **QUALIDYNE**

3055 DEL SOL BLVD.

SAN DIEGO, CA 92154

PHONE: (619) 575-1100

FAX: (619) 429-1011

CIRCLE NO. 164

WE APPROACH THE MEMORY BUSINESS FROM ONE POINT OF VIEW... YOURS.

At Micron Technology, we offer a full line of leading-edge RAM components in speeds and packages for virtually any application.

But the memory business is more than just parts — it's people. That's why we offer a total commitment to

service and support, and a team of engineers and technical support personnel that are the most experienced memory professionals in the industry.

Because in the memory business there's only one point of view that counts. Yours.

Component Product Family	Memory Size (Total)	Org. (Bits)	Speed (ns)	Package						Special Features	Availability	Military Qualified
				DIP	ZIP	SOJ	PLCC	TSOP	POFP			
SRAMs	1MEG	x1,x4,x8	25-45	X		X				x4 option: OE	Now	2H90
	256K	x1,x4,x8	20-45	X	X	X				x4 option: OE	Now	X
	64K	x1,x4,x8	12-45	X		X				x4 options: Separate I/O, OE	Now	X
	16K	x1,x4,x8	12-45	X		X				x4 options: Separate I/O, OE	Now	X
Cache Data SRAMs	288K	x9	14-34				X			486 Compatible, Self-timed write, Fast toe 7ns, 486 Burst and extended burst support	Samp: 1H91, Prod: 2H91	
	144K	x18	20-35				X	X		386/486 Compatible, Fast toe 8ns, Auto write completion, Parity bits	Now	
	128K	x16	20-35				X	X		386 Compatible, Fast toe 8ns	Now	
Synchronous SRAMs	288K	x18	15-25				X			Registered address, chip enables and write control; Data latch, Fast toe 6ns, Byte write capability	Samp: 2H90, Prod: 1H91	Samp: 1H91
	256K	x16	15-25				X					
SRAMs with Address Latch	288K	x18	15-35				X			Address, data and chip enable latches; Byte write capability, Fast toe 6ns, 3.0 Volt output buffer option	Samp: 2H90, Prod: 1H91	Samp: 1H91
	256K	x16	15-35				X					
	16K	x8	100	X		X				Intel 8051 and 8096 compatible	Now	X
	16K	x8	15-35	X		X				Compatible with high end micro controllers	Now	X
FIFOs	18K	2Kx9	15-35	X			X			Family options: 300 mil DIP package, Programmable flags	Samp: 1H91	2H91
	9K	1Kx9	15-35	X			X				Samp: 1H91	2H91
	4.5K	512x9	15-35	X			X				Samp: 1H91	2H91
DRAMs	4MEG	x1,x4,x8,x16	60-100	X	X	X		X		x4,x8 options: Write per bit x16 options: 2 WE/1CAS, 1WE/2CAS and 1WE/1CAS with write per bit	x1,x4 Samp: Now, Prod: 1H91, x8,x16 Samp: 1H91	Samp: 1H91
	1MEG	x1,x4,x16	70-120	X	X	X		X		x16 options: Byte write or write per bit	Now	X
	256K	x1,x4	100-120	X	X	X	X				Now	X
	64K	x1	100-150	X			X				Now	X
Quad CAS DRAMs	4MEG	x4	60-100				X			Separate CAS control for each DQ input/output, Enhanced write per bit capabilities	Samp: 1991	
	1MEG	x4	70-100				X				Now	
Pseudo Static DRAM	1MEG	x8	80-120	X		X		X		Unmultiplexed addresses, Simple refresh control	Samp: 2H90, Prod: 1H91	
Dual Port DRAMs (VRAMs)	1MEG	x4,x8	80-120		X	X				CMOS, Fully static SAM, Serial input, Split read transfer	Now	Samp: 1H91
	256K	x4	100-120	X	X					CMOS, Fully static SAM, Serial input	Now	X
Triple Port DRAMs	1MEG	x4,x8	80-120				X	X		CMOS, Two fully static SAMs, Transfer mask, Split transfers, Functional superset of 1MEG VRAM	Samp: Now, Prod: 2H90	
Module Product Family*	Word Size (Words)	Org. (Bits)	Speed (ns)	Package			Special Features	Availability	Military Qualified			
				DIP	ZIP	SIP				SIMM		
DRAM Modules	2MEG, 1MEG, 512K, 256K	x36	70-120		X		X		Industry standard pin-out	256K, 512K: Now; 1MEG, 2MEG Samp: 2H90		
	4MEG, 1MEG, 256K	x9	70-120			X	X		Industry standard pin-out	256K, 1MEG: Now; 4MEG Samp: 2H90		
	4MEG, 1MEG, 256K	x8	70-120			X	X		Industry standard pin-out	256K, 1MEG: Now; 4MEG Samp: 2H90		
SRAM Modules	256K, 128K, 64K, 16K	x32	15-45		X				Industry standard pin-out with OE	16K, 64K: Now; 128K, 256K: 2H90	1H91	
	64K, 32K	x16	30-45	X					Industry standard pin-out with OE	Now	1H91	
	128K	x8	30-45	X					Compatible with 1MEG monolithic	Now	1H91	

* Custom module and board-level product manufacturing services available.

MICRON

TECHNOLOGY, INC.

2805 E. Columbia Rd., Boise, ID 83706 (208) 368-3900

CIRCLE NO. 96

R2000/R3000 FAMILY

32-BIT CMOS

AVAILABILITY: See table.
COST: See table
SECOND SOURCE: NEC.

Description: This RISC architecture was initially developed at Stanford University under the auspices of DARPA (Defense Advanced Research Projects Agency). The architecture supports as many as three tightly coupled processors.

Status: The R2000, R3000, and R3000A are multisourced, specification-compatible RISC μ Ps. Such workstation companies as Digital Equipment Corp, Silicon Graphics, Sony, and MIPS have selected the architecture as the one to build their RISC-based hardware on. The R3000 was selected by JIAWG (Joint Internal Avionics Working Group) as a standard for military avionics programs such as the Advanced Tactical Fighter.

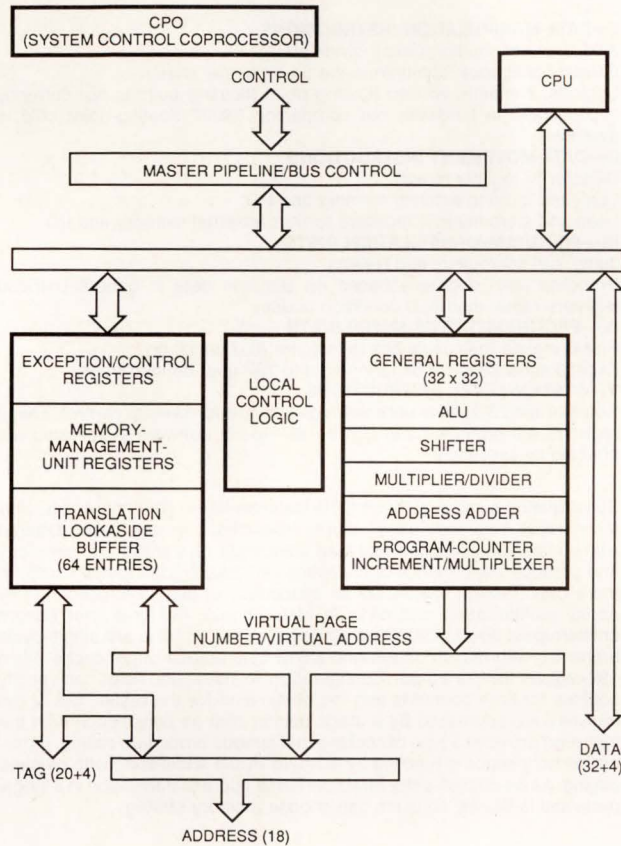
Integrated Device Technology
 3001 Stender Way
 Santa Clara, CA 95052
 Phone (408) 492-8333
 For more information,
 Circle No. 397

Performance Semiconductor
 610 E Weddell Dr
 Sunnyvale, CA 94089
 Phone (408) 734-8200
 For more information,
 Circle No. 399

LSI Logic Corp
 1551 McCarthy Blvd
 Milpitas, CA 95035
 Phone (408) 433-7556
 FAX (408) 433-7447
 For more information,
 Circle No. 398

Siemens Components Inc
 2191 Laurelwood Rd
 Santa Clara, CA 95054
 Phone (408) 980-4500
 For more information,
 Circle No. 400

HARDWARE CHARACTERISTICS SOFTWARE



Hardware note:
 Diagram reflects R3000 architecture.

I—DATA-MANIPULATION INSTRUCTIONS

Implements classic RISC load-store architecture where all data-manipulation operations occur on data in internal registers at the rate of one operation per cycle. Add, subtract, and logical operations, as well as multibit shifts, comparisons, and multiply and divide operations are in 3-operand format.

II—DATA-MOVEMENT INSTRUCTIONS

External memory is only accessed for simple loads and stores. Load and store to CPU registers. Processor supports loading and storing of unaligned 32-bit data.

III—PROGRAM-MANIPULATION INSTR

Processor contains a rich set of instructions for program manipulation and operating-system kernels. Has coprocessor interface to the MMU to support the virtual-memory system. The processor also contains instructions to manage program-control flow.

IV—PROGRAM-STATUS-MANIP INSTR

Exceptions can be initiated by interrupt, memory-access faults, and the floating-point coprocessor and are tracked by in-system control registers.

V—SYSTEM-LEVEL INSTRUCTIONS

Bits in the status register let the processor modify the system interface in order to perform memory-system diagnostics.

Specification summary: The R2000/R3000 implements a 5-stage pipeline to achieve a low average-clocks-per-instruction rate. Rich instruction set, sophisticated compilers, and high-frequency operation help the R2000/R3000 family achieve high performance. The IDT 79R3000 features a full cache controller, including on-chip tag comparison and direct control of the cache RAMs. LSI Logic's LR2000/3000/3000A includes thirty-two 32-bit general-purpose registers, on-chip cache control, on-chip memory management, and coprocessor interfaces for as many as three external coprocessors.

Representative R2000/R3000 family microprocessors

Part number	Vendor	Speed (MHz)	Price
79R3000	Integrated Device Technology (IDT)	12.5-33	As low as \$50
LR3001	IDT	12.5-33	As low as \$50
LR2000	LSI Logic	12.5-16	\$99 (100)
LR3000*	LSI Logic	16-25	\$144 (100)
LR3000A	LSI Logic	To 33	\$400 (100)
R2000	Siemens	12.5-16	\$252 (100)
R2010	Siemens	12.6-16	\$347 (100)
R3000	Siemens	20-25	\$335 (100)
R3010A	Siemens	20-25	\$447 (100)
R3051	IDT	20-40	\$30 (10,000)
			General sampling in early 1991
R3052	IDT	20-40	\$49 (10,000)
			General sampling in early 1991

*MIL versions available

HARDWARE SUPPORT SOFTWARE

MIPS Computer Systems offers several machines for system development. The architecture is supported by a variety of tools, including logic-analysis tools from Tektronix, Arium, and Gould. IDT offers a line of CPU subsystems. IDT and LSI Logic also offer a range of development systems.

LSI Logic and IDT provide C, Ada, Pascal, Fortran, Cobol, and PL/1 compilers for their CPUs. LSI also offers the System Programmers Package, an integrated toolkit for software and hardware development. The operating system RISC/OS is a merged AT&T System V.3 and Berkeley BSD 4.3 Unix including TCP/IP and NFS networking software. It includes the MIPS optimizing compiler as well as the MIPS symbolic debugger. Refer to the RISCware directory from Synthesis Software Solutions Inc for a complete list of third-party software vendors.

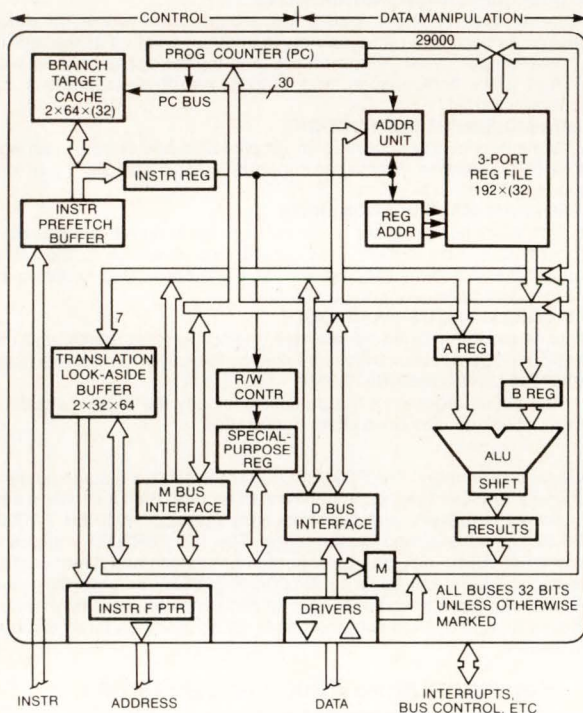
AVAILABILITY: Now for 29000 CPU and 29027 arithmetic accelerator.
COST: \$88 for the 16-MHz 29000, \$68 for the 16-MHz 29005, and \$268 for the 16-MHz 29027 (1000). Parts are also available in 20- and 25-MHz grades.
SECOND SOURCE: Under negotiation.

Advanced Micro Devices (AMD)
 901 Thompson Pl
 Sunnyvale, CA 94086
 Phone (408) 732-2400
 For more information, Circle No. 401

Description: State-of-the-art implementation of RISC μ P concepts with expected stress on obtaining as close to single-cycle operation as possible (even with branching) and an emphasis on keeping users' system costs down by bus timing, etc, which allows lower-cost external memories. Although their names are similar, the 2900 and 29300 building-block families are intended for user-defined (microcoded) complex instruction sets, whereas the 29000 μ P family has a regular, fixed, and purposely simple instruction set; moreover, the instruction set is decoded by logic. Companion compilers are an essential part of family.

Status: In the 2½ years since its introduction, the 29k has accumulated over 200 design wins, and 35 companies have announced 29k-based products. Areas of particular success for the RISC μ P are high-end laser printers; X-terminals; graphics, including graphics controller boards, graphics accelerators, real-time image processing, and medical imaging; and network products, including protocol converters, network node controllers, FDDI networks, and ISDN-related systems.

HARDWARE CHARACTERISTICS SOFTWARE



I—DATA-MANIPULATION INSTRUCTIONS

Add, subtract, multiply (step), divide (step).
 Extract contiguous 32 bits from the 64-bit funnel shifter.
 Logicals, compare, convert floating point (floating point is not currently implemented in hardware but companion 29027 floating-point chip is available).

II—DATA-MOVEMENT INSTRUCTIONS

Register-to-register moves.
 Load and store to external memory and I/O.
 Load and store multiple registers to/from external memory and I/O.

III—PROGRAM-MANIPULATION INSTR

Jump, call subroutine, and returns.
 Branches (with decisions based on Boolean data in general-purpose registers rather than ALU condition codes).

IV—PROGRAM-STATUS-MANIP INSTR

Status register has usual bits to indicate ALU condition.
 Exception handling for 64 reserved and 192 user-defined traps.

V—SYSTEM-LEVEL INSTRUCTIONS

Some of the 23 special-purpose registers are for system control. These registers are protected and can be set up via software (some also are affected by execution).

Specification summary: 32-bit CPU fashioned after RISC concepts; performs most frequently used, simple instructions in one cycle. Offered with companion compilers that take advantage of architectural simplicity and produce performance-optimized code. 29027 floating-point chip, in more CISC fashion, makes up for crudeness of math instructions (only partial multiplication and division instructions). Features that ensure uninterrupted flow in 29000's 4-stage execution pipeline are single-cycle branching with branch delays and a 512-byte branch-target cache. Main 192-register file has a 3-port configuration so instruction fields can specify sources for both operands and the destination for the result. 128 of the registers are addressed by a stack pointer that (in conjunction with the compiler) provides a type of caching that speeds procedure calling. External memory space is reached by 4G-byte virtual addressing with demand paging. An on-chip 64-entry MMU performs address translation in a single cycle and is flexible so users can choose memory strategy.

Hardware notes:

1. Burst-mode addressing allows use of lower-cost video RAMs to replace more-expensive, high-speed, static CMOS RAMs, with only moderate loss in performance (14 MIPS sustained vs 17 MIPS).
2. There is a coprocessor interface to companion 29027 floating-point chip. The 29027 uses combinatorial logic, so operations take only five 29000 cycles.

Software notes:


1. Total of 115 instructions. All are not yet implemented in hardware; those that aren't cause traps.
2. Multiply and divide on the 29000 only does one step. The full multiply and divide instruction causes a trap operation at which a compiler can insert a software routine.

HARDWARE SUPPORT SOFTWARE

The EB29k is a PC plug-in execution board with software-development tools.
From others: Embedded Performance Inc, Hewlett-Packard, and Step Engineering all provide real-time in-circuit emulators for the 29000 family. Logic Analyzer interface is available from Biomation or Hewlett-Packard. Various VMEbus board products based on the 29k are available from Ironics. Behavioral simulation models are available from Logic Automation and Mentor Graphics. Design-verification and test-generation models are available from Teradyne. A list of third-party support products appears in the biannual Fusion29K Catalog published by AMD.

AMD supplies the complete software tool chain. These tools include the ANSI standard HighC29k optimizing compiler with an assembler, linker, and ANSI standard libraries; floating-point-math libraries; and architectural and instruction-set simulators. The Xray29k source-level debugger is also available for the 29k. The Mon29k is a target debug monitor for system developers. All software support tools run on IBM PC/ATs and Sun-3 and Sun-4 workstations.
 Other C compilers are available from Embedded Performance Inc, Metaware, Microtec, and Intermetrics. Pascal compilers are available from Metaware. The GNU tool chain, including the G++ and the debugger are available from Cygnus. Ada is available from Verdix Systems. Fortran is available from Yarc. Ready Systems, JMI, and Telenetworks provide real-time operating systems. A complete guide to third-party software products is published in the biannual AMD Fusion29k catalogue.

Searching for super-reliable capacitors?



Peak performance under extreme conditions.

NEC's SVH-Series chip tantalum capacitors scale new heights of performance and reliability for automotive and other tough applications.

Our SVH capacitors offer a failure rate of just 0.5% per 1,000 hours. If obstacles like excessive heat and humidity seem insurmountable, don't worry. SVH caps withstand 1,000 temperature cycles from -55°C to $+125^{\circ}\text{C}$. Their humidity resistance is 85°C , 85% RH for 1,000 hours.

We offer 29 types with ratings from

0.1 to $33\mu\text{F}$, and from 10 to 35V DC.

A top-quality team of chip tantalum caps.

Reliable NEC caps also come in a wide array of device types.

Our diversified lineup includes:

R-Series

- 96 types.
- 0.01 to $68\mu\text{F}$; 4 to 35V DC.

R-Series Extended-Capacitance

- 58 types.
- Up to $15\mu\text{F}$ rating for A case (1.6 x 3.2 x 1.6mm).
- 0.1 to $100\mu\text{F}$; 2.5 to 35V DC.

SVE-Series

- Built-in fuse; 21 types.
- 1.0 to $33\mu\text{F}$; 10 to 50V DC.
- R-Series compatible.

Reward yourself with reliability.

NEC produces 2 billion tantalum caps per year—more than anyone else in the industry. Our path-breaking R&D effort covers everything from improving materials to enhancing design and production processes.

That's why we lead the industry with high-performance tantalum capacitors such as the ultra-reliable SVH-Series.

For fast answers, call us at:

USA Tel: 1-800-632-3531. TWX: 910-379-6985. W. Germany Tel: 0211-650302. Telex: 8589960. The Netherlands Tel: 040-445-845. Telex: 51923.

Sweden Tel: 08-753-6020. Telex: 13839. France Tel: 1-3067-5800. Telex: 699499. Spain Tel: 1-419-4150. Telex: 41316. Italy Tel: 02-6709108. Telex: 315355.

UK Tel: 0908-691133. Telex: 826791. Ireland Tel: 1-6794200. Telex: 90847. Hong Kong Tel: 755-9008. Telex: 54561. Taiwan Tel: 02-719-2377. Telex: 22372.

Korea Tel: 02-551-0450. Fax: 02-551-0451. Singapore Tel: 4819881. Telex: 39726. Australia Tel: 03-267-6355. Telex: 38343.

CIRCLE NO. 106

NEC

For Automotive Chips that Talk, Talk to Oki.

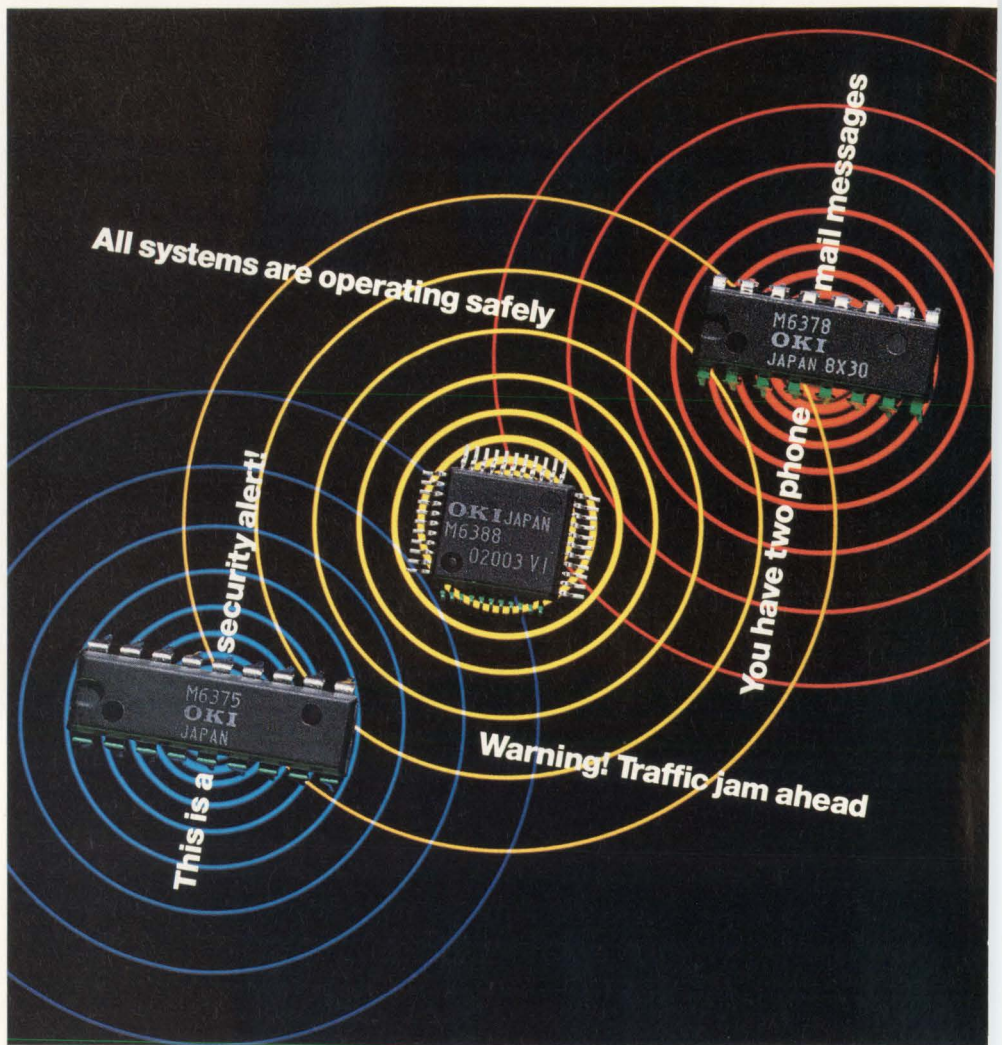
RealVoice™ Synthesizers offer Quality and Affordability

If you think speech synthesizers sound toy-like and are too complex and costly, try Oki's RealVoice family of easy-to-use, *affordable* synthesizers — and listen to the difference.

Once you've heard the realistic sound, you'll see why they're ideal for car security systems, cellular phones, safety monitors, and more.

Our on-chip filter and D/A reduce design time and IC count, while increasing system reliability. Plus we offer a range of devices, demo boards, and a low-cost development system with PC-based boards and software.

For samples of quality that speaks for itself, call OKI today **1-800-OKI-6388.**



Oki's RealVoice™ Speech Synthesis Family

Part #	Description
MSM6295	4-channel speech synthesizer
MSM6322	Pitch control IC
MSM6372	Speech synthesizer with 128K ROM, 5 secs
MSM6373	Speech synthesizer with 256K ROM, 10 secs
MSM6374	Speech synthesizer with 512K ROM, 20 secs
MSM6375	Speech synthesizer with 1M ROM, 40 secs
MSM6376	Evaluation chip for MSM6372/73/74/75
MSM6378	Speech synthesizer with 256K OTP ROM
MSM6388	Solid-state recorder/1M serial register I/F



OKI
Semiconductor

Transforming technology into customer solutions

785 North Mary Avenue
Sunnyvale, CA 94086-2909

RealVoice is a trademark of Oki Semiconductor.

AVAILABILITY: Both the 88100 CPU and the 88200 cache/memory-management unit (CMMU) are available now in 16-, 20-, 25-, and 33-MHz versions.

COST: The 88100 costs \$168; the 88200 costs \$198 (100).

SECOND SOURCE: None.

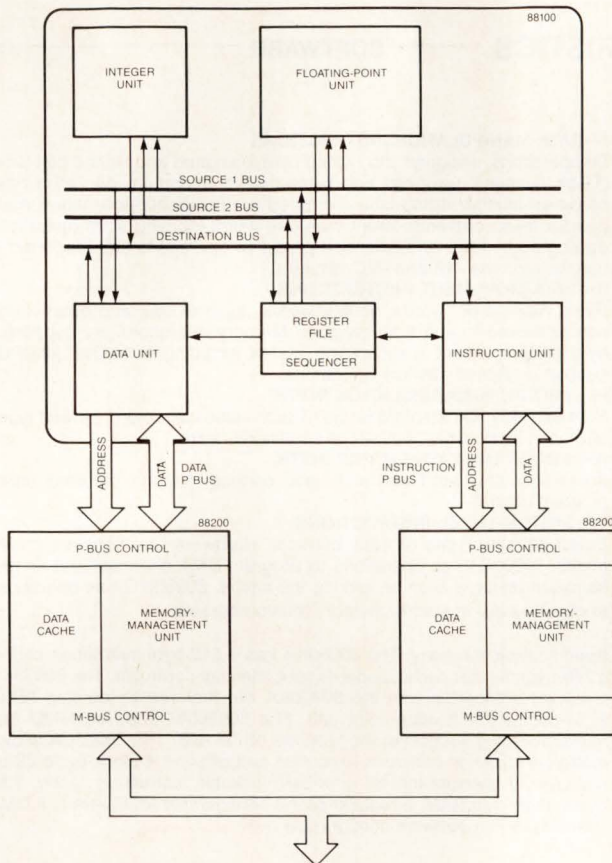
CORE: Motorola's architecture can incorporate as many as six special-function units into the 88100 chip.

Description: The 88000 RISC family encompasses the 88100—the CPU—and the 88200—the memory-management unit. The 88100 chip supplies full 32-bit registers, data paths, and addresses. Most instructions, including standard IEEE-P754 floating-point math operations, execute in one cycle or are put in a concurrent execution pipeline in one cycle. The corresponding 88200 cache/memory-management unit supports a demand-paged virtual-memory environment. The chip controls two 4G-byte logical address spaces—one for the user and one for the supervisor. The chip's architecture supports multiprocessor operations.

Motorola Inc
Microprocessor Products Group
6501 William Cannon Dr W
Austin, TX 78735
Phone (512) 928-6000
For more information, Circle No. 402

Status: The 88000 μ P family is designed into such applications as PC add-in cards, disk controls, imaging systems, and real-time controllers. An independent group of manufacturers has founded the 88open Consortium Ltd (San Jose, CA) to support and promote the μ P family. The consortium develops standards such as the Binary Compatibility Specification, which allows applications written for the 88000 to execute on all 88000 hardware.

HARDWARE CHARACTERISTICS SOFTWARE



Hardware notes:

1. Architecture shown is for the 88100. The CMMUs are shown in block-diagram form.
2. The P bus supplies the interface between the 88100 and either local memory or an 88200 CMMU. The synchronous P bus operates at the same clock rate as the 88100. Peak data rate is 80M bytes/sec.
3. The 88100 includes 32 general-purpose registers.

I—DATA-MANIPULATION INSTRUCTIONS

Integer-math instructions include add, subtract, divide, multiply, and compare. There are equivalent floating-point instructions as well as integer-float conversion, store, exchange, round, and truncate instructions. The instructions also provide logical and bit-field operations.

II—DATA-MOVEMENT INSTRUCTIONS

The basic data-movement instructions let the CPU load registers, addresses, and the control register's contents. The CPU can also store information and exchange the contents of registers and memory. The instruction set includes operations that move data within the floating-point unit.

III—PROGRAM-MANIPULATION INSTR

These instructions include conditional and unconditional branch, jump, and subroutine-call commands. The 88100 also provides trap instructions that check bit locations, memory boundaries, and interrupt conditions.

IV—PROGRAM-STATUS-MANIP INSTR

The 88100 can process exceptions—those conditions that cause the processor to stop its operation and locate a potential problem. Exceptions include interrupts, memory-access faults, math errors such as divide by zero, and trap instructions.

Specification summary: The 88100 provides register-to-register operations for all data-manipulation instructions. Separate source and destination registers are available. The CPU supports register-to-register and register-plus-immediate-value address modes. Because address calculations are quick, memory-access operations are speedy, in keeping with the RISC philosophy. The CPU employs delayed branching, which reduces pipeline delays caused by a change in program flow. The 88200 incorporates 16k bytes of cache memory as well as cache-control logic, memory-management logic, and bus-control circuits. Multiple CMMUs can operate in parallel. Both the 88100 and 88200 come packaged in 180-pin PGA packages. The chips operate over the 0 to 70°C temperature range.


HARDWARE SUPPORT SOFTWARE

From Motorola: The company has announced a variety of VMEbus-based boards and systems.

From others: Add-in boards are available for the IBM PC/AT from Opus (Cupertino, CA), for the IBM PS/2 from Prometa (Gainesville, FL), for the Apple Macintosh from Tektronics (Beaverton, OR), for the VMEbus from Force (Campbell, CA) and Tadpole (Cambridge, UK), and for the VAX from Avalon (Santa Barbara, CA)

From Motorola: 88000 systems run Motorola's BCS/OCS Unix System V, Release 3 as well as System V, Release 4, both of which are supported by optimizing C and Fortran compilers and associated development tools for complete software development.

From others: A variety of compilers and applications are available for the 88000. See the 88open software catalog.



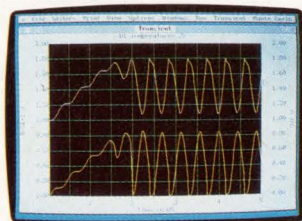
THE NEW MICRO-CAP III.™ SO YOU CAN TEST-FLY EVEN MORE MODELS.

It wasn't easy. But we did it. Made the long-time best-selling IBM® PC-based interactive CAE tool even better.

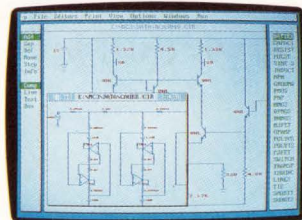
Take modeling power. We've significantly expanded math expression capabilities to permit comprehensive analog behavioral modeling. And, beyond Gummel Poon BJT and Level 3 MOS, you're now ready for nonlinear magnetics modeling. Even MESFET modeling.

Analysis and simulation is faster, too. Because the program's now in "C" and assembly language. That also means more capacity — for simulating even larger circuits.

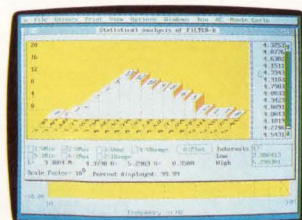
As always, count on fast circuit creation, thanks to window-based operation and a schematic editor. Rapid, right-from-schematics analysis — AC, DC, fourier and transient — via SPICE-like routines. The ability to combine digital/analog circuit simulations using integrated switch



Transient analysis



Schematic editor



Monte Carlo analysis

models and parameterized macros. And stepped component values that streamline multiple-plot generation.

And don't forget MICRO-CAP III's extended routine list — from impedance, Nyquist diagrams and BH plots to Monte Carlo for statistical analysis of production yield. The algebraic formula parsers for plotting virtually any function. The support for Hercules, CGA, MCGA, EGA and VGA displays. Output for plotters and laser printers.

Cost? Still only \$1495. Evaluation versions still only \$150. Brochure and demo disk still free for the asking. Call or write for yours today. And see how easily you can get ideas up and flying.

spectrum

1021 S. Wolfe Road
Sunnyvale, CA 94086
(408) 738-4387

AVAILABILITY: The 33- and 40-MHz versions are available now.
COST: The 33-MHz i860 costs \$750 (1000).
SECOND SOURCE: None.

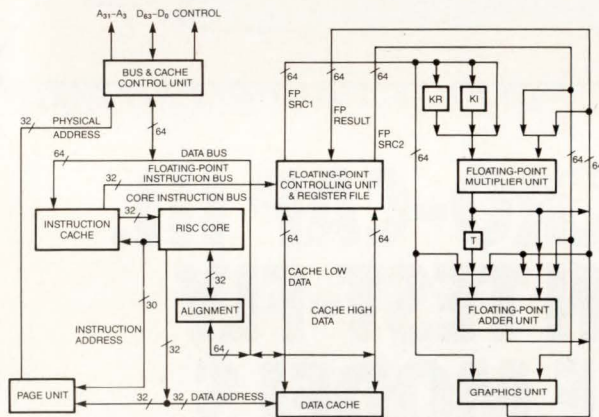
Description: The i860 CPU is a 64-bit μ P designed to provide balanced performance across integer, floating-point, and 3-D graphics operations. The μ P incorporates a RISC integer unit, a floating-point adder, a floating-point multiplier, an 8k-byte data cache, a 4k-byte instruction cache, paging functions, an MMU, and a 3-D graphics unit. The i860 runs Unix but is not designed to run 386 software.

Status: The i860 has amassed more than 50 design wins to date in supercomputer, minicomputer, 3-D graphics workstation, and application accelerator designs. Multiprocessor version of Unix/System V rel 4.0 is available.

Intel Corp
 Embedded Controller Operation
 5000 W Chandler Blvd
 Chandler, AZ 85226
 Phone (602) 961-8051
 For more information, Circle No. 404

Intel Corp
 3065 Bowers Ave
 Santa Clara, CA 95051
 Phone (408) 987-8080
 For more information, Circle No. 405

HARDWARE CHARACTERISTICS SOFTWARE



I—DATA-MANIPULATION INSTRUCTIONS

Integer arithmetic, logicals, and shifts. Integer multiply. IEEE-754 floating-point add, subtract, multiply. Single and double precision, and conversions between. Reciprocal and square-root seed instructions. Special "dual operation" floating point allows two operations per clock. Graphics instructions for pixel interpolation and Z-buffer check.

II—DATA-MOVEMENT INSTRUCTIONS

16-, 8-, and 4-byte floating-point loads and stores, with variable strides and autoincrement. 4-, 2-, and 1-byte integer loads and stores. Transfers between integer and floating-point registers. Special load instruction assists data caches. Pixel-store operation of 8 bytes.

III—PROGRAM-MANIPULATION INSTR

Unconditional and conditional branches, both delayed and nondelayed forms. Single-cycle loop-control operation. Indirect call and indirect branch. Dual-instruction mode allows execution of two instructions per clock.

IV—PROGRAM-STATUS-MANIP INSTR

Data-breakpoint register for breakpoint debugging. Big-endian mode bit switches between access modes. Cache-control bits for cache locking and testing.

V—SYSTEM-LEVEL INSTRUCTION

Lock/unlock instructions for semaphores. Flush instruction for write-back data cache. Single-cycle translation look-aside buffer and instruction cache invalidate.

Specification summary: Information not provided by manufacturer.

HARDWARE SUPPORT SOFTWARE

From Intel: Information not provided by manufacturer.

From Intel: Fortran and C compilers.
From Others: Industrial Programming (Jericho, NY) offers a real-time kernel, Metaware (Santa Cruz, CA) offers three varieties of High C. Green Hills (Glendale, CA) sells Fortran and C compilers, DDC-I sells an Ada compiler, and Micro Focus (Palo Alto, CA) sells a Cobol compiler for the i860.

BUSS

PC-TRON®
CURRENT-LIMITING



SMD TRON®
SURFACE-MOUNT



SOLID MATRIX FUSE PROTECTION

MICROTRON®
STANDARD
SUBMINIATURE



WHY YOU NEED IT TO COMPETE IN THE WORLDWIDE '90s

Bussmann makes more fuses than anyone. But during the 90's, as your designers face increased worldwide competition, it is our solid-matrix fuses that are growing the fastest because they make your products more competitive. Our advanced PC-Tron fuses that are growing the fastest because they make your products more competitive. Our advanced PC-Tron radial lead, SMD Tron surface mount and Microtron standard subminiature fuses, all save board space. ■ Both Bussmann high performance PC-Tron and SMD Tron fuses provide current-limiting capability never before available to designers. The solid matrix surrounding the fuse element rapidly extinguishes the arc, when a fault occurs...predictably. So for the first time, both PC board components and equipment are protected. That's a competitive edge for you. ■ Both Bussmann high performance fuses provide for the economies of automatic insertion and are completely sealed, to withstand rigorous board washing. ■ For designs locked into the conventional subminiature fuse footprint, Bussmann offers Microtron—the reliable standard. Contact your Bussmann distributor or Bussmann directly for samples and literature on solid-matrix fuses; 5x20mm or 1 x 1-1/4 in. glass tube fuses; fuseholders, blocks and accessories.

BUSSMANN—LEADER IN CIRCUIT PROTECTION—WORLDWIDE

BUSSMANN
P.O. Box 14460
St. Louis, MO 63178
Phone: (314) 394-2877
FAX: (314) 527-1445

BUSSMANN
Cooper (U.K.) Limited
Beswick Works
Frome, Somerset BA111PP
United Kingdom
Phone: 44-0373-64311
FAX: 44-0373-73175

BUSSMANN FAR EAST
The Plaza
7500 A Beach Road
No. 14-319/320
Singapore 0719
Republic of Singapore
Phone: 65-2988311
FAX: 65-2963807



BUSSMANN


When you're looking for a sure they provide these



Your supplier should offer applications support around the world. Analog Devices has offices in 34 countries, as well as worldwide manufacturing and stocking facilities.

Does your supplier have 25 years of signal processing expertise? Analog Devices does, and you can tap into it by simply picking up the phone. And with our recent acquisition of PMI—a leader in precision op amps and Class S mil/aerospace applications—you have even more experience to call upon.

Few suppliers can match our record. We're the leading worldwide supplier of data converters, and the top analog supplier to the military/aerospace and instrumentation markets. Plus we're a growing force in the high-volume arena, providing three of the top five Japanese consumer electronics firms, and seven of the top 10 hard disk drive manufacturers with high-performance components.




With Analog Devices, you get direct access to the most knowledgeable applications engineers in real-world signal processing.


You get the design tools—macromodels, evaluation boards, on-line support, technical seminars and application notes, among other things—necessary to get your products up and running quickly.

And you get 25 years of design expertise—expertise evidenced by the most complete line of high-performance linear, DSP and mixed-signal components. ICs made possible by one of the broadest manufacturing process portfolios,

mixed-signal supplier, make high-performance parts.



A good supplier works to save you time and money. One way we do it is by providing state-of-the-art macromodel design tools that let you quickly and easily simulate the performance of many of our op amps. We also offer you evaluation boards for our data converters, and complete design kits for our DSP processors.



A good supplier also helps you do your job better. That's why we publish more newsletters, technical books, application notes and seminar handbooks filled with the latest information on linear, DSP and mixed-signal technology.



Do you get the service of a small company backed by the resources of a large one? If your supplier is Analog Devices, you do. Analog and digital experts work together to solve your problems. And top management takes a hands-on approach to customer support.

which includes leading edge BiCMOS, Flash, Complementary Bipolar and many others.

As a \$540 million operation, we have the resources that help you achieve top performance from our ICs.

Performance that translates into higher levels of system integration, greater reliability and a better end product.

Whatever high-performance part you're looking for, we are the one company that can deliver it. Call us at

1-800-262-5643 for a free copy of our recent booklet on Mixed-Signal Technology.

Or speak to an applications engineer by asking for Extension 104.



Analog Devices, Inc., One Technology Way, P.O. Box 9106, Norwood, MA 02062-9106. Headquarters: (617) 329-4700. Offices and applications support available worldwide.

How to stay ahead

Start with our high-performance standard products. Then add unique functional or performance capabilities with our semi-standard options. To get the ICs you want. And the competitive advantage you need. Quickly. Easily. With minimal risk.

Want power factor correction?

Don't just meet the standard. Beat the standard. With single-chip standard products that offer power factor correction of .99, in either boost or flyback (buck-boost) configurations. They're the first ICs designed to reduce harmonic currents to help you meet both existing and proposed regulations for switch mode power supplies. And help you reduce

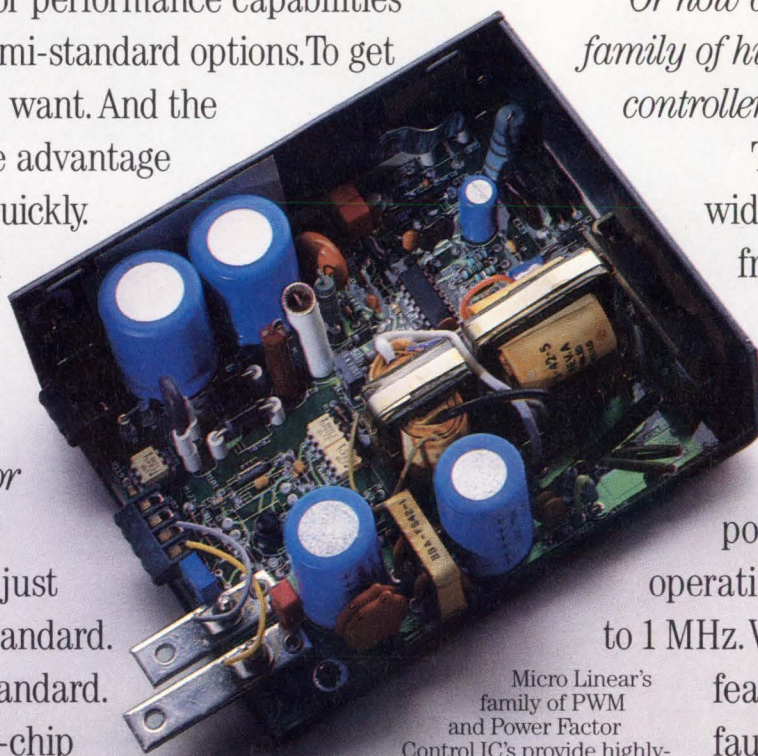
your customer's power distribution problems.

Or how about our complete family of high-frequency PWM controllers.

They offer you a wide range of high-frequency, high-performance single chip solutions for state-of-the-art switching power supplies with operating frequencies up to 1 MHz. With advanced

features like improved fault protection.

Added synchronization



Micro Linear's family of PWM and Power Factor Control IC's provide highly-integrated solutions for a broad range of switching power supplies.

Product Category	Features
Power Factor Control	High Efficiency Flyback or Boost
PWM Controllers	1 MHz, Additional Fault Protection, Synchronization
Resonant Control	ZVS and ZCS to 3 MHz
Motor Control	BLDC Sensorless Commutation

of the power curve.


capability. Even stability improvements.

Looking for new techniques in motion control?

Now you have some unique design options. With our new ML4410 sensorless motor controller, the first controller designed to automatically commutate brushless DC motors without the need for Hall-effect sensors. So you can eliminate the inherent alignment, torque ripple and flutter problems previously encountered with Hall-effect commutation. And design smaller, lower cost, higher reliability motors for any continuous speed application.

Semi-standard options.

Since these standard products are based on our FB3480, FB3490 and FB3631 tile arrays, they can all be easily



modified to satisfy specific application requirements. Whether you require proprietary circuit modifications, special screening, packaging or reliability levels.

Semi-standard modifications of our standard products offer you better application fit, with lower risk.

And we're not stopping there.

We'll soon be introducing a new line of resonant controllers for ZVS and ZCS applications and a new soft-switching, phase modulation controller that will enable you to design smaller, more efficient power supplies.

Want some straight answers?

Just call Jon Klein today at (408) 433-5200 and ask him about our complete line of power control products. And about our semi-standard capabilities. He'll show that the best way to stay ahead of the power curve is to take a straight line.


Straight to Micro Linear.



The ML4410 sensorless motor controller can control any wye or delta wound 3-phase brushless DC motor.

 **Micro Linear**

WE'LL BE THERE...



(c) David Madison 1988

...Everytime.

Competition has never been tougher. In an environment where teamwork is vital and dependability, quality, and service are a must . . . the PMI division and Analog Devices will be there.

When you need an analog IC supplier who is organized, focused, and dedicated to serve the military and aerospace marketplace – a partner who understands your special processing, documentation, and coordination needs . . . PMI and Analog Devices will be there.

Whether your products go into space, air, land, or sea,

PMI and Analog Devices A Winning Combination for Class S

PMI Mil/Aero Products is chartered to be the center of business for Class S IC products for the entire company. PMI's assembly and test expertise combined with a dedicated focus on servicing military and aerospace accounts allows us to bring more Analog Devices products to the Class S marketplace than ever before.



**ANALOG
DEVICES**

Precision Monolithics

A Division of Analog Devices

1500 Space Park Drive
Santa Clara, California 95054-3434

PMI has been there as a product and technology leader for over twenty years. And now, we'll be there with outstanding Analog Devices products as well.


The more you know about us, the more you'll understand how we are leaving the competition behind.

For more information on what we can do for you, write us or circle the reader service number below.

In a hurry? **Call us at 800-843-1515 or FAX us at (408) 727-1550.**

PMI and Analog Devices.
We'll be there . . . everytime.

CIRCLE NO. 111



Time and time of day

Real-time applications are concerned with physically real processes that proceed in terms of real-world clocks. Thus, such applications must be able to link up with real-world time, as opposed to CPU or other internal computer time. Part 6 of this series discusses the two aspects of time that are involved: interval and time of day.

David L Ripps, *Industrial Programming Inc*

Suppose you must send a stepping pulse to an electro-mechanical device. Such devices are very slow compared with computer operations; for the pulse to be effective, it must be on for at least, say, 50 msec. The requirements are thus

```
turn pulse on
pause 50 ms
turn pulse off
```

Suppose further that the stepping pulse toggles the AM/PM lamp on a display panel. The preceding se-

quence must be performed at noon and again at midnight. This requires not only the ability to generate a 50-msec interval but also the ability to place that interval at an exact time of day.

```
while displaying time
{
    wait until 12 AM (noon)
    turn pulse on
    pause 50 ms
    turn pulse off
```

```
wait until 12 PM (midnight)
turn pulse on
pause 50 ms
turn pulse off
}
```

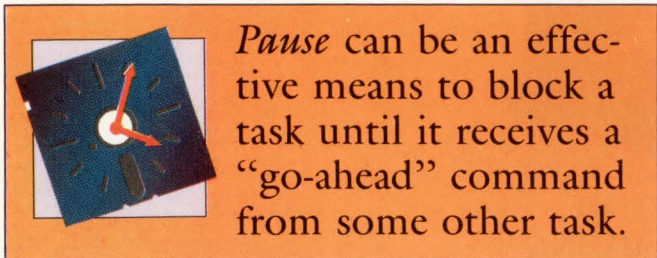
Pause for a given interval

A pause request efficiently delays task processing for a specified interval. During the pause, the CPU is automatically available for other work. In C, a typical request is

```
pause (MS+25);
```

In *pause*, as in all other requests that require an interval specification, the interval consists of two parts. The first chooses the time units, **MS** in the example.

From the book, *An Implementation Guide to Real-time Programming*, by David L Ripps, ©1989. Excerpted by permission of Prentice-Hall Inc, Englewood Cliffs, NJ.



Pause can be an effective means to block a task until it receives a "go-ahead" command from some other task.

The include file MTOSUX.H defines the possible time units as

msec	MS
ten msec	TMS
hundred msec	HMS
seconds	SEC
minutes	MIN
hours	HRS
days	DAY

To one of these is added the number of such units, 1 to 255. Thus, the range for intervals is 1 msec to 255 days.

When the interval is 0, there is no limit to the wait; the pause could last forever. As you will see, however, a pause can be canceled by another task. Thus, *pause* (0L) really means "pause until canceled." The literal **NOEND** should be used instead of 0L to make this case explicit.

For success, the pause function returns **NOERR** when the specified interval ran to completion or **TIMCAN** when the pause was canceled (by *canpau*). The failure values are **BADPRM** when an illegal interval is given or **QUEFUL** when the service could not be rendered for lack of internal resources.

Some further examples of the pause function are

```
status = pause (250+MS);      /*pause for 250 msec*/
status = pause (SEC+1);      /*pause for 1 sec*/
status = pause (NOEND);      /*pause until canceled*/
```

The real-time clock

The OS maintains a tally of the number of milliseconds since the system was started to support time-dependent services, such as pause and terminate-with-future-restart. The physical source of this time base is a clock chip that generates an interrupt periodically. The clock period is installation dependent, with 5 to 20 msec as the normal range. Fractional periods, such as 16²/₃ msec (60 Hz) or 1024 interrupts in 1000 msec, can be easily accommodated. A real-time clock interrupt is often called a "tick" as a reminder of its mechanical counterpart.

The period sets the "granularity" of the time base. (In reality, the OS is counting clock ticks, but keeping

the tally in terms of milliseconds.) Thus, with a period of 5 msec, the tally remains constant for 5 msec and then increases by 5. As a result, although a service request will accept an interval of, say, 3 msec, it could take as long as 5 msec to recognize that the time has elapsed.

Pause for a specified interval of time is a fundamental facility that is provided by all real-time operating systems. Alternate names are *delay* and *sleep*.

Alternate representations of time interval

The representation of time interval by the 2-element structure

```
unit code;
number of units;
```

is not unique to MTOS-UX. The proposed MOSI standard also specifies intervals in this way, but with a different set of unit codes (**Ref 1**).

```
implementation-dependent ticks
microseconds
milliseconds
seconds
minutes
hours
```

In Ada (a language designed for real-time applications), intervals are measured in units of seconds, with a precision that is implementation dependent. Thus, a 25-msec pause is

```
delay 0.025;
```

Some operating systems always measure interval in clock ticks; they do not offer any absolute time units. However, most physical events are known inherently in terms of real-world clock units, not arbitrary clock ticks. Thus, if you were to use clock ticks and (as could easily happen) the tick time had to be changed, all intervals in all tasks would have to be recomputed. Since there is a danger of missing some intervals, modern practice is to hide the tick time within the OS and have the tasks work with absolute time units.

Pause for minimum time interval

In some real-time applications, there is a task that must run on every clock tick. Often that task has the job of sampling input data for changes. A common structure for such a task is as an initialization section (which is entered just once) followed by a cyclic section.

The cyclic section ends with a pause for a minimum interval and a branch back to itself.

```

samptsk ()
{
    ...                /*initialization section, if needed*/
    while (1)
    {
        ...            /*cyclic section*/
        pause (NXTICK);
    }
}

```

The literal **NXTICK** produces **MS+1**. Because of the granularity of the real-time clock, a 1-msec pause is always canceled at the next clock tick (for any value of the clock period). The value **MS+0** does not work, however, since for an interval of zero there is no pause at all.

Note that *samptst* could have been composed with *trmrst* instead of *pause*, as was done in task **PdSA** in Part 4 of this series (EDN, October 25, 1990, pg 193). (A "first-time flag" would be needed to skip the initialization section after the first entry.) However, the overhead for pausing is always less than that for terminating and restarting a task so that *pause* is preferable in this special case. In general, if the cycle time of the task is greater than every clock tick and the cycle time must be added to the last start time of the task, the cycle must be maintained by *trmrst* rather than *pause*.

Synchronization for exact time intervals

It is sometimes necessary to separate two events, such as the generation of a pair of outputs, **A** and **B**, by a given interval, say, 250 msec. A straightforward approach would be output **A**, *pause*(250+MS), output

B. However, because of the granularity of the clock, the pause interval is usually shorter than expected. (On average, half the current clock period is already over when a pause is issued. Thus, the average pause is half a clock period too short.)

When accurate intervals are required, it is best first to synchronize to the start of a clock period by issuing a pause for 1 msec. The sequence would then become *pause*(NXTICK), output **A**, *pause*(250+MS), output **B**.

When a pause ends, the task becomes ready to run, but the actual resumption of task execution may be further delayed if there are Ready tasks of higher priority. Consequently, if a task needs an exact interval, it also needs a very high priority.

Cancel pause

The primary purpose of *pause* is to block the requesting task for a given interval. Nevertheless, *pause* can also be an effective means to block a task until it receives a "go-ahead" command from some other task. The go-ahead is achieved by canceling the pause via a new service, *canpau*. Thus, the scenario for this mode of task-to-task coordination is

<u>task T</u>	<u>task C</u>
<i>pause</i> (NOEND)	...
[task blocked]	< monitor application to decide when to continue T >
[task blocked]	canpau (tskTid)
[both tasks continue independently]	[both tasks continue independently]

The argument of *canpau* is the identifier of a particular task. Thus, the coordination provided by *pause*/

Companion disk offer

All of the C examples in this series, plus applications of your own, can be run on a PC with a set of demonstration disks available from Industrial Programming Inc. The disks contain a full version of MTOS-UX for an IBM PC/AT or compatible. An application program is edited, compiled, linked, and loaded under MS-DOS. The MTOS-UX then takes over the hardware to execute the program in real time. At any

time, you can enter an alt/dlt command from the console to return control to MS-DOS.

The demonstrator requires an AT with at least 512k bytes of RAM and a hard disk with 2M bytes available for MTOS libraries and scratch storage. Program preparation requires the Microsoft C compiler/linker, version 5.0 or later. Microsoft tools are not included with the MTOS-UX demonstrator.

The demonstration version has all of the features and facilities of standard MTOS-UX. However, there is a limit of six of each type (six tasks, six mailboxes, six semaphores, and so forth). The disk set costs \$25; unlimited versions are also available. For more details, call IPI at (800) 365-6867 or (516) 938-6600, or write to 100 Jericho Quadrangle, Jericho, NY 11753.



Certain tasks must be synchronized with the clock portion of the TOD (time-of-day) clock/calendar string.

cancel pause is always directed toward one specific target task. More general methods to coordinate with any number of tasks or with a task whose identity is not necessarily known will be given in later parts of this series.

By stipulating a finite interval for the pause, you can ensure a limit to the wait in case the expected event that the monitor task is seeking never occurs. Task **T** can use the value returned by *pause* to determine whether **C** canceled the pause (value **TIMCAN**) or the maximum wait time was reached (value **NOERR**).

```
if (pause (250 + MS) == TIMCAN)
  { /*task continued via cancel pause for coordination*/
    ...
  }
else
  { /*task continued at end of maximum wait limit*/
    ...
  }
```

The argument of *canpau* must be the identifier of an existing task. If not, the function returns a failure value **BADPRM**. Of course there is no guarantee that the target task is actually paused when the cancel is issued. To provide this information, *canpau* returns **NOERR** when the specified task was paused and **NOT-OUT** when the task was not paused.

Time of day clock/calendar

Many applications must be aware of the real-world time and date. (The term “wall time” is often used to refer to real-world time.) Time and date may be needed as tags on console messages or may be the key for storing data. Wall time may also be a factor in deciding what processing to do or how to do it. For example, a traffic-control program may switch algorithms or parameters as predetermined periods of peak demand approach.

An OS must maintain clock and calendar information in either binary or ASCII-encoded form. For MTOS-

UX, the information is kept as a time-of-day (TOD) clock/calendar string of the form

DD MMM YYYY HH:MM:SS\0

where DD = day in month, starting at 01
 MMM = abbreviated month name
 YYYY = year
 HH = hour, 00 to 23
 MM = minute, 00 to 59
 SS = second, 00 to 59

A sample string is

“11 NOV 1918 11:00:00”

The month names are JAN, FEB, MAR, APR, MAY, JUN, JUL, AUG, SEP, OCT, NOV, DEC. Since the terminal null counts as a character, the string length is 21, not 20.

Ada provides an example of a binary encoding of clock/calendar information. As specified in package **CALENDAR (Ref 2)**, the runtime support system for Ada must be able to supply the date and time as

```
subtype YEAR_NUMBER is INTEGER range 1901 .. 2099
subtype MONTH_NUMBER is INTEGER range 1 .. 12;
subtype DAY_NUMBER is INTEGER range 1 .. 31;
subtype DAY_DURATION is DURATION range 0.0 .. 86.400.0;
type TIME is private;
```

function **CLOCK** return TIME;

```
procedure SPLIT ( DATE: in TIME;
  YEAR: out YEAR_NUMBER;
  MONTH: out MONTH_NUMBER;
  DAY: out DAY_NUMBER;
  SECONDS: out DAY_DURATION);
```

Function **CLOCK** returns a snapshot of the internal time in a format that is hidden from the task (“private”). That internal time can then be partitioned into its binary components with procedure **SPLIT**.

Set clock/calendar

The OS must have a source from which it can initialize or derive its TOD values. If the system has support hardware, such as a battery-backed clock/calendar chip, the OS can obtain TOD information without any task-level help. Commonly, however, the TOD is set by task request. When the TOD is encoded as a string, a typical request could be

```
char todstg[21] = “4 JUL 1776 12:00:00”;
settod (todstg);
```


The argument of *settod* is the address of a null-terminated string of the form just shown. If the format of the string is not valid (for example, if the month name does not exactly match one of the 3-character abbreviations), the function fails and *settod* returns a value of **BADPRM**. A successful invocation returns a value of **NOERR**.

Once set, the string is automatically advanced each second. It is assumed that the *settod* is issued at the beginning of the given second. The TOD string may be set and reset at will by any task. This has no effect upon outstanding pauses, timed restarts, and other interval-based time processing. (Such processing involves the millisecond counter, not the TOD string.)

Get (read) clock/calendar

The current clock/calendar string may be read by issuing

```
gettod (todbfr);
```

The entire string (including the terminal null) is copied into the read-write buffer whose address is given by the argument. The string is guaranteed to be consistent; the clock/calendar is not permitted to change during the copy.

The following C task outputs the clock/calendar every minute.

```
cctask ()
{
    char ccstg[21];           /*clock/calendar string*/

    while (pause (MIN + 1) == 0) /*pause 1 minute*/
    {
        gettod (ccstg);       /*get time*/
        printf ("\nr%s", ccstg); /*output to console*/
    }
}
```

Synchronization with TOD

Certain tasks—typically those that produce periodic reports and summaries—must be synchronized with the clock portion of the TOD clock/calendar string. MTOS-UX has a straightforward mechanism to perform this type of synchronization. For example, to pause until exactly 10:30, submit the request

```
syntod ("103000");
```

The argument must be the address of a null-terminated string of the form "HHMMSS". HH may be either a

numeric value in the range '00' to '23' or '??' (match any). MM or SS may be '00' to '59' or '??'.

After invoking the service, the task is blocked until the given time string matches the TOD clock/calendar. This is a simple pattern match. Thus, if a wait for "103000" is issued at "103001", the task will wait until the next day. The string "??1500" waits for 15 minutes after the hour, while the string "????00" waits for the beginning of the next minute. The function returns a **NOERR** upon a successful call.

The function *syntod* is often invoked at the beginning of the repeated section of a periodic task, as *pause* was used at the end of the cycle in the sample task on pg 199.

```
reportsk ()
{
    ...                       /*initialization section, if needed*/
    while (1)
    {
        syntod ("000000");     /*wait until midnight*/
        ...                   /*prepare daily summary*/
    }
}
```

Get system time

The tally of the number of milliseconds since the system was started is a 6-byte field of the form

```
struct timer
{
    short int  u2; /*most significant 2 bytes of tally*/
    long int   14; /*least significant 4 bytes of tally*/
}
```

It may be copied into a given user buffer via

```
struct timer msbuf;

gettime (&msbuf);
```

The function returns with **NOERR** unless there is a problem writing into the buffer. For write errors, the return value is **BADPRM**. The 6-byte value is guaranteed to be consistent, even if a clock interrupt occurs while the copy is being made.

Time intervals may be computed by capturing the time before and after an event and then subtracting. If the interval is less than approximately 1200 hours

Silicon Sensors For OEM Designers.



Take advantage of NovaSensor's low-cost, high-reliability silicon technology.


- Acceleration ranges from ± 2 G to ± 50 G
- Widest pressure ranges from 2" H₂O to 10,000 psi
- Accuracies to $\pm 0.1\%$ full scale output
- 316 SS diaphragm for harsh media compatibility
- Superior stability and small size

Call or write for product brochure and application assistance.

**NOVA
SENSOR**

1055 Mission Ct., Fremont, CA 94539, USA
Tel: (415) 490-9100; Fax: (415) 770-0645
Telex: 990010

CIRCLE NO. 44



PADS 2000 is a Personal Computer based Printed Circuit board design system with many advanced features capable of outperforming most Workstation-based CAD systems—at a fraction of the cost.

As the most productive PC based board CAD system available today, PADS-2000 can handle complex designs including: double sided surface mount boards, mixed technology boards, high speed designs and layouts exceeding 2000 IC's.

PADS-2000 design functionality includes:

- Over 11,000 parts/32,000 connections
- 1 micron Resolution
- True T-Routing capability
- Intelligent Copper Pour feature leaving isolated tracks and pads
- 0.1° parts/pads rotation
- Extensive Macro capability
- Digital, Analog and Critical Circuit autorouters
- On-line and Batch Design Rule Checking
- Instant track/segment length measurement
- Complete Forward/Backward ECO capability
- Uses 32 bit/386 native code for increased speed and functionality
- Easy-to-learn and Easy-to-use

Call today for a demonstration at your local authorized CAD Software Dealer.

Ask about our affordable Leasing Plan.

Inside MA: (508) 486-8929 Outside MA: (800) 255-7814

CAD
Software, Inc.

CIRCLE NO. 43

(50 days), the number of milliseconds fits into an unsigned 32-bit integer.

```

struct timer          before,after;
unsigned long int    interval;
short int            test;
gettime (&before);
...
gettime (&after);
test = after.u2 - before.u2;
if (test == 0)
    interval = after.14 - before.14;
else if (test == 1)
    interval = 65536 + after.14 - before.14;
else ...
/*overflow*/
    
```

To sum up, the *pause* statement instructs the OS to block the requesting task for a specified interval of time (or "forever"). This permits a task to adjust its pace to the external physical world. During the pause the processor is available for work by other tasks.

A paused task can be restarted upon the request of another task. This provides a private means of coordination, targeted to a specific task and hidden from all other tasks. Since the pause cannot extend beyond the original pause interval, the target task can impose a limit on its wait for coordination.

The OS accepts a time of day clock/calendar string from any task and thereafter updates it every second. The current value of that ASCII string may be retrieved at any time. A task may also request to be blocked until it matches a given time-of-day pattern, with "match any" as a possibility for the hour, minute, or second fields.

Part 7 of this series will discuss task coordination via event flags. **EDN**

References

1. Technical Committee on Microprocessors and Microcomputers of the IEEE Computer Society (New York), "Draft Standard for Microprocessor Operating System Interfaces," Section 2.5, Draft 7, November 1, 1987.
2. *Reference Manual for the Ada Programming Language*, ANSI/MIL-STD-1815A-1983, Section 9.6.


Article Interest Quotient (Circle One)
High 470 Medium 471 Low 472



Is your emulator giving you the whole picture?

MICE-V-486. 33MHz Emulation. Real features. Real-time.

Without real-time emulation you never know how your product will perform until it has to fly. Traditional in-circuit emulators slow your target to collect, display or reprogram trace. Or even stop emulation (or your target) to load complex triggers. When your emulator can't show you what's actually happening you risk missing a bug that will sneak from your prototype to the finished product.



- ▼ MICE-V-486 lets you see it all.
- ▼ Real-time emulation to 33MHz.
- ▼ Complex, sequential triggers, loaded without slowing the emulator or target.
- ▼ Access to the fully qualified trace buffer during full-speed emulation.
- ▼ High level language debug.
- ▼ Probe kits for 386, SX, 376 and 286 support.

Most in-circuit emulators require partially or completely functional hardware to operate correctly. MICE-V-486 has a unique *Isolation Mode™*, requiring only a working clock signal. Logic analyzer taps are conveniently located to give you access to critical timing information. *MICE-V-486 provides absolutely the fastest method for debugging non-functional 486-based hardware.*

Microtek also has real-time emulators and source-level debuggers for 68000, -020, -030 and 80C186.

So, stop wasting development time because your emulator isn't real-time. Call us, and get your product to market fast.

MICROTEK

The Leader In Development Systems Technology.™

MICROTEK INTERNATIONAL, INC. - Development Systems Division
3300 N. W. 211th Terrace, Hillsboro, OR 97124 • (503) 645-7333 • Fax (503) 629-8460

ASIA OFFICE - Taiwan - MICROTEK INTERNATIONAL 886-2-723-5577/Japan - CORE Digital 81-3-7955171
EUROPE OFFICE - Germany - ALLMOS 49-89-8570000/France - M.T.E. 33-1-39618228/U.K. - ARS Microsystems 44-276-685006

CIRCLE NO. 95

A true leader



The UNIX based DECstation™ 5000 Workstation

leads by example.

Example #1: Performance

No matter how you measure it, Digital's DECstation 5000 workstation leads all others in performance. Whether it's raw CPU performance, 2D or 3D graphics speed, or price/performance, the DECstation 5000 workstation comes out ahead. In fact, for overall performance, nothing else is close. And we've got the numbers to prove it.



UNIX based applications, including the industry's most popular MCAD and EDA applications.


Example #3: PowerFrame™ for Design Integration.

With Digital's PowerFrame design framework, you can easily integrate the DECstation 5000 workstation with your existing UNIX based EDA and MCAD systems. PowerFrame is the most widely

used framework for heterogeneous design management.

And, of course, as the leader in integrated multi-vendor

networked computing, you can count on Digital for full service and support. We can help you design, implement and maintain an engineering computing strategy that capitalizes on today's technol-



ogy, while keeping your options open for the future.

For your copy of benchmark test results and a list of available applications, call 1-800-343-4040, ext. 970. These are filled with examples of what you expect from a leader.

Digital
has
it
now.

PERFORMANCE COMPARISON CHART (1)	SUN SPARCstation 1+	IBM 320/520	DECstation 5000 cx
Graphics & Windowing (2)	0.24	0.71	1.59
Integer	1.04 (3)	1.34	1.61
Floating Point	1.10 (3)	2.6	1.7
Overall Performance	0.65	1.35	1.63

(1) All data normalized to DECstation 3100. Comparable configurations tested. Geometric mean used to combine results. Performance will vary depending on applications and environment. (2) Graphics and windowing data measured using X11perf benchmark. CPU Integer and Floating Point performance measured from running SPEC V1.0 workload. (3) SPEC performance estimate based on SUN 4/330 results published by Sun Microsystems, Inc.

Example #2:

UNIX based Applications

When you run with the leader, you know you're in good company. The DECstation 5000 workstation runs more than 1,500

Break Through to the Future

Imagine a future with no walls. Product development teams working together to improve yields and shorten production cycles. No barriers.

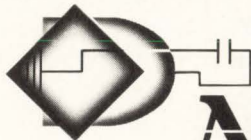
Leaving competition in the dust. Three words are making walls crumble—Design For Manufacturability. A process that's forcing electronic manufacturing disciplines to work concurrently. It's the only way companies can maintain leadership positions in the global marketplace.

Make the break to the future. Find working solutions to achieve DFM. Plan to participate in The National Electronic Manufacturing and Design Exposition & Conference. A first time event for engineer-

ing and management professionals involved in the manufacture of printed circuit boards, including design, component selection, assembly, production and final test. There is no other Midwest event that satisfies the need for a complete electronic manufacturing experience.

ACT NOW—Please call Michele Filippi, NEMDE '91 Show Manager at (708) 390-2458 for information on exhibiting and/or attending.

NEMDE '91 is part of National Manufacturing Week. Eight co-located Cahners Exposition Group events at one time with complementing technologies and industries.



NEMDE '91

NATIONAL ELECTRONIC MANUFACTURING AND DESIGN EXPOSITION & CONFERENCE

Exposition and Conference: April 8–11, 1991
McCormick Place, Chicago, IL

Straight out of Tomorrow

Cahners Exposition Group

Cahners Plaza • 1350 East Touhy Avenue • P.O. Box 5060 • Des Plaines, IL 60017-5060
Phone 708/299-9311 • Telex 82882 CEG/CHGO • FAX 708/635-1571

©Reed Publishing (U.S.A.) Inc., 1990

Circle No. 154 for Exhibitor information

Circle No. 155 for Attendee information

It's no fluke.



Made in the U.S.A.

Feature	Fluke Model 77	Beckman Industrial RMS225
Digits	3-1/2 Digits	4 Digits
Resolution	3,200 Counts	10,000 Counts
Accuracy	0.3%	0.25%
Automatic Reading Hold	Touch Hold®	Probe Hold™
Analog Bar Graph	31 Segments	41 Segments
Battery Life	2,000 Hrs	1,000 Hrs
10A Range	✓ (Fused)	✓ (Unfused)
Protective Holster	✓	✓
3 Year Warranty	✓	✓
True RMS		✓
Auto Min Max™		✓
Relative Mode		✓
Self-Resetting Fuse		✓ (40mA Input)
Price	\$159*	\$149

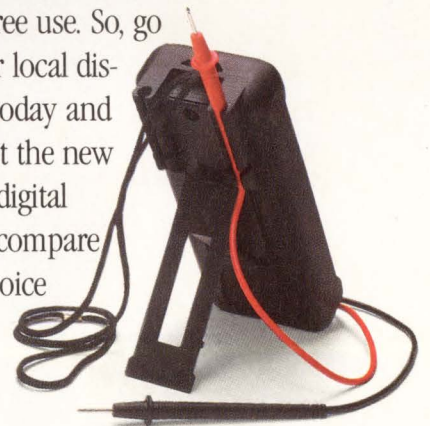

® Touch Hold is a registered trademark of the John Fluke Mfg. Co., Inc. * 1990 Fluke and Philips Catalog

Your best auto-ranging multimeter for the money. It doesn't happen by accident. It takes expertise, painstaking R&D, and a solid commitment to provide you with the features you've asked for at a price you can afford.

When you add it all up, the new Beckman Industrial RMS225 simply outperforms any meter in its class. And like all the

other multimeters we've built over the years, it's designed for long lasting and trouble-free use. So, go visit your local distributor today and check out the new RMS225 digital

multimeter. Once you compare it to the others, the choice will be obvious.



Beckman Industrial™

An Affiliate of Emerson Electric Co.

Instrumentation Products Division
 3883 Ruffin Road, San Diego, CA 92123-1898
 (619) 495-3200 • FAX (619) 268-0172 • TLX 249031
 Outside California 1-800-854-2708 Within California 1-800-227-9781

© 1990 Beckman Industrial Corporation. Specifications subject to change without notice. Fluke is a registered trademark of John Fluke Mfg. Co., Inc.

NEW PRODUCTS

INTEGRATED CIRCUITS

12-Bit ADC

- Has a power-down mode
- Distortion is -80 dB


Primarily intended for battery-powered applications, the AD7880 12-bit A/D converter operates from a single 5V supply; it features a power-down mode that reduces power consumption to a maximum of 3.75 mW. In normal operation, power consumption is 20 mW. The ADC has a S/N ratio of 70 dB. Differential and integral nonlinearity are ± 1 LSB. Harmonic distortion, intermodulation distortion, and peak harmonic-noise noise specifications are all -80 dB. The converter contains a 3- μ sec track-and-hold amplifier, a 12- μ sec ADC, micro-processor interface logic, and an input attenuator circuit. The ADC accepts full-power analog inputs as high as 33 kHz, and it has an output data-access time of 57 nsec max. In-

put ranges are 0 to 5V, 0 to 10V, and ± 5 V. Available in two performance grades, the AD7880 comes in 24-pin DIPs and SOIC packages. From \$14 (100).

Analog Devices, 181 Ballardvale St, Wilmington, MA 01887. Phone (617) 937-1428. **Circle No. 686**

IBM PC/AT Combination Chip

- Replaces several peripheral ICs
 - Part of company's TopCat series
- The VL82C108 TopCat Combo I/O chip replaces several commonly used ICs in IBM PC/AT-compatible computers. Included are the VL16C450 UART, a direct-drive parallel port, and the keyboard/mouse controller. The CMOS I/O chip contains the same functions as the VL82C106 Combo I/O chip except for the real-time clock, the



scratchpad RAM, and the second UART. The VL82C108 device's on-chip UART is software compatible with the VL16C450 universal asynchronous communications element. The bidirectional parallel port provides a PS/2 software-compatible interface between the device and a Centronics-type printer. An optional bidirectional feature is soft-

All you need to know about 5.25" Winchester disk drives, inside


14ms Avg. seek

Variable sector sizes

1.6GB Capacity

SCSI-2 Interface

5MB/Second transfer rate



C&C

Computers and Communications

It's nice to know that NEC disk drives have the most advanced technical features. And it's reassuring that they're consistently available, and with a DOA rate of less than 1%, and up to 100,000 hours MTBF rate that they're reliable.

ware programmable for backwards PC/AT compatibility. The keyboard/mouse controller is selectable as PC/AT- or PS/2-compatible. An on-chip oscillator which uses an external 18-MHz crystal, provides a keyboard CPU clock and UART baud-rate generation. The VL82C108 comes in a 100-lead quad flatpack. \$20 (1000).

VLSI Technology, 8375 South River Pkwy, Tempe, AZ 85284. Phone (602) 752-8574. FAX (602) 752-6000. **Circle No. 687**

Ethernet 10Base-T Media-Access Unit

- Provides automatic switching
- Eliminates need for mechanical switch

The LXT902 Ethernet 10Base-T media-access unit (MAU) provides automatic switching between

twisted-pair LAN wires and attachment-unit interface cables. The device is 100% compliant with IEEE-802.3 draft 10 standards and is suitable for either internal LAN line-card or external MAU applications. The device's internal 10Base-T MAU mode allows capacitor coupling between the transceiver and the serial-interface adapter. Other functions include level-shifted data passthrough from one transmission medium to another; collision detection; signal-quality error testing; and automatic detection/correction of polarity reversal on the twisted-pair input. The device provides six status indicators and six LED drivers. LXT902NC, in a 28-pin plastic DIP, \$14.97 (1000).

Level One Communications, 105 Lake Forest Way, Folsom, CA 95630. Phone (916) 985-3670.

Circle No. 688

Video RAMDAC

- Suits windowing systems
- Has 110- to 170-MHz speed

The Bt463 RAMDAC combines true-color and pseudocolor graphics with hardware windowing functions. The windowing scheme supports arbitrary plane depths on a pixel-by-pixel basis. In addition, the size of each individual color map is variable from 16 to 512 addresses to match the needs of the application program. To identify the individual characteristics for each window, a window-type word accompanies each set of pixel and overlay data. The 4-bit word addresses an on-chip 16 × 24-bit RAM, which provides control to convert pixels from a virtual color-map index to a physical color-map index prior to sending it to the look-up table. The RAMDAC comes in a 169-pin pin-grid array and is available in speed

and out.



© 1990 NEC Technologies, Inc.

But all you really need to know is that they're made by NEC, a 24-billion-dollar company, and the fourth largest manufacturer of disk drives in the world. For more information, call 1-800-NEC-INFO.

NEC

INTEGRATED CIRCUITS

grades of 110, 135, and 170 MHz. 135-MHz version, \$317 (100).

Brooktree Corp., 9950 Barnes Canyon Rd, San Diego, CA 92121. Phone (619) 452-7580. FAX (619) 452-1249. TLX 383596.

Circle No. 689

Color Look-Up Table

- Provides 256 colors
- Handles pixel rates to 50 MHz

The SYC176 look-up table integrates the functions of a 256×18 -bit color look-up table, three 6-bit video DACs, and an asynchronous, bidirectional μ P interface. The look-up table can display 256 colors simultaneously from a palette of 262,144 colors. The on-chip pixel word mask allows the changing of displayed colors in a single write cycle rather than by modifying the color look-up table. Available pixel rates range from 40 to 50 MHz. The

device, which has TTL-compatible inputs and outputs, can directly drive singly or doubly terminated 75Ω transmission lines. In a 28-pin, 600-mil DIP, \$4; in a 44-pin plastic leaded chip carrier, \$4.50 (1000).


Syantek Microelectronics Corp., 1475 Saratoga Ave, Suite 150, San Jose, CA 95129. Phone (408) 252-7988. FAX (408) 252-7996.

Circle No. 690

Voltage Regulators

- Include built-in detector
- Current drain is only $3.5 \mu\text{A}$

Combining the functions of voltage regulation and detection in one chip, the S-870 and S-88 series can provide extended battery life for portable equipment. The S-870 devices include voltage regulation, voltage detection, and delay circuitry. In addition to these functions, the S-88 devices include



short-circuit protection and a power-off circuit. Both series feature a maximum current drain of only $3.5 \mu\text{A}$, an operating voltage range of 1 to 15V, and an input-to-output voltage difference of only 0.15V. The output voltage is fixed internally, and detection is set to each output voltage. For an output of $3\text{V} \pm 4\%$, five models in each series detect specific voltage ranges from 2.050 to 2.653V. For an output of $5\text{V} \pm 4\%$, five models detect voltage ranges from 3.60 to 4.62V. The

All you need to know about 3.5" Winchester disk drives, inside


PC/AT and SCSI Interface

1" Height

56/130MB Capacity

Fast head positioning time 25ms

Power save and spin off mode
(wattage as low as 0.5W)



C&C

Computers and Communications

It's nice to know that NEC disk drives have the most advanced technical features. And it's reassuring that they're consistently available, and with a DOA rate of less than 1%, and up to 100,000 hours MTBF rate that they're reliable.

S-870 series comes in a 5-pin SO package, and the S-88 series is available in an 8-pin SO package. S-870, \$1.40; S-88, \$1.84 (5000).

Seiko Instruments USA Inc, Semiconductor Products Group, 1150 Ringwood Ct, San Jose, CA 95131. Phone (408) 433-3208. FAX (408) 433-3201. **Circle No. 691**

High-Density Static RAMs

- 2M- and 4M-byte versions
- Have 45- to 100-nsec speeds

A pair of CMOS static RAM modules feature densities of 256k×8 bits and 512k×8 bits. Ranging in speed from 45 to 100 nsec, these parts are available in both commercial (0 to 70°C) and military (-55 to +125°C) grades. The operating current of the 4M-byte device is 140 mA max, and standby current is 5 mA max. Included in the devices are an address decoder and internal

power-supply bypass capacitors. The static-RAM modules come in 32-pin, 600-mil plastic or sidebrazed ceramic DIPs. The 100-nsec, commercial grade 512k×8-bit device in a plastic DIP, \$395; the 55-nsec, military grade in a ceramic DIP, \$1475 (100).

Elmo Semiconductor Corp, 7590 N Glenoaks Blvd, Burbank, CA 91504. Phone (818) 768-7400. TLX 698181. **Circle No. 692**

Wide-Bandwidth AGC Amplifier


- Signal-channel bandwidth is 160 MHz
- Gain-control bandwidth is 100 MHz

The CLC520 dc-coupled amplifier features wide bandwidths and automatic gain control (AGC). The amplifier has a differential signal-channel input, a gain-control input, and

a single-ended output. The signal channel features a -3-dB bandwidth of 160 MHz, a linear phase deviation of 0.5° to 60 MHz, and 0.04% signal nonlinearity at 4V p-p output. You can set the gain-control channel, which has a bandwidth of 100 MHz, for gains from 2 to 100 with an external resistor. The gain-control input provides more than 40 dB of voltage-controlled gain adjustment from the maximum gain setting. For example, you can set the amplifier for a maximum gain of 100 (40 dB) for a gain range from 40 dB to <0 dB. Other specifications include a slew rate of 2000V/μsec and -43 dB of feedthrough at 30 MHz. The CLC520 is available in 14-pin plastic and ceramic DIPs. From \$9.26 (1000).

Comlinear Corp, 4800 Wheaton Dr, Fort Collins, CO 80525. Phone (303) 226-0500. FAX (303) 226-0564. TLX 450881. **Circle No. 693**

and out.




But all you really need to know is that they're made by NEC, a 24-billion-dollar company, and the fourth largest manufacturer of disk drives in the world. For more information, call 1-800-NEC-INFO.

NEC

NEW PRODUCTS

TEST & MEASUREMENT INSTRUMENTS



In-Circuit Tester For Circuit Boards

- Upgrades to add functional test capability
- Runs software for IEEE-1149.1 boundary-scan testing

The HP 3073 in-circuit board-test system allows manufacturers to purchase an in-circuit tester initially and, while preserving an initial investment in tester hardware, to upgrade to functional or combina-

tional (in-circuit and functional) testing later. The vendor believes that the addition of this product to its line creates the only tester family that includes both in-circuit and functional-test systems. The system also supports boundary-scan testing on boards designed according to the IEEE-1149.1 standard. A boundary-scan description language facilitates the design of tests for such boards. \$205,000.


Hewlett-Packard Co, 19310 Pruneridge Ave, Cupertino, CA 95014. Phone (800) 752-0900.

Circle No. 801

Automatic Test System For VLSI ICs

- Expands to 512 pins
- Produces patterns at 400M bps/pin

The 512-pin-max J971 VLSI-device



test system has a top clock rate of 200 MHz, but can operate at 400M bps/pin—because each clock period can contain multiple signal transitions on each pin. To boost performance without using the large power supplies or liquid cooling of competitive systems, the vendor has replaced 90% of the ECL timing and data-formatting circuits with CMOS, using ECL only where CMOS can-

All you need to know about 5.25" Semicon disk drives, inside

120MB Full-height 5.25"

SCSI Interface

< .35ms Access time

40MB Half-height 5.25"

Up to 220,000 hours MTBF

4.0MB/Second sustained transfer rate

C&C

Computers and Communications

It's nice to know that NEC disk drives have the most advanced technical features. And it's reassuring that they're consistently available, and with a DOA rate of less than 1%, and up to 220,000 hours MTBF rate that they're reliable.

not provide the needed speed. Despite the limited use of ECL, minimum pulse width is 2.5 nsec, and edge-placement accuracy is ± 250 psec. The system is modular in several ways. Not only do you buy pins in groups, but there are plug-in performance upgrades. \$600,000 to \$4,000,000.

Teradyne Inc., 30801 Agoura Rd, Agoura Hills, CA 91301. Phone (818) 991-2900. FAX (818) 707-2805.

Circle No. 802

Tester For Mixed-Signal Devices And Assemblies

- Tests discrete devices, ICs, hybrid modules, and boards
- Handles linear, digital, and mixed-signal units

The SZ-M3600 test unit tests linear, digital, and mixed-signal devices, modules, and pc boards. It can per-

form digital testing to 50 MHz on units having as many as 256 pins. You can rapidly adapt its switching matrix, DSP capability, and load boards to specific parts. The product is designed for moderate-volume work such as incoming inspection and hybrid-module testing. Because the system is an upgrade of the vendor's smaller, benchtop testers, it can run programs originally developed for those units. The product also accepts card-level instruments to tailor it for specific uses. From \$175,000. Delivery, 10 to 12 weeks ARO.

SemiTech International Inc., 56 Roland St, Boston, MA 02129. Phone (617) 628-8880. FAX (617) 628-8778.

Circle No. 803

SZ Testsysteme GmbH, Postweg 5, D-8021 Amerang, W Germany. Phone 807 5170. FAX 807 51588.


Circle No. 804

80386-Based Data-Acquisition Software

- Can use as much RAM as your computer holds
- Controls data acquisition, manipulation, and display

Viewdac software for data acquisition, and control and data analysis and display uses the full capabilities of the 80386- and 80486-based PCs. The package needs a PC that has at least 4M bytes of RAM, an 80387 coprocessor, 10M bytes of free space on its hard disk, and a display that conforms to IBM's EGA or VGA standards. The package's graphical user interface supports multiple windows and displays virtual instrument panels. You create applications by selecting functions from menus. The descriptions appear in words, however, not as icons. The software supports all memory 80386-based PCs, and the PC's hard

and out.




© 1990 NEC Technologies, Inc.

But all you really need to know is that they're made by NEC, a 24-billion-dollar company, and the fourth largest manufacturer of disk drives in the world. For more information, call 1-800-NEC-INFO.

NEC

First, All Of Your DC Power Source Needs In One Small Package...



...And Now All Of Your DC Loads, Too!

Introducing Programmable DC Loads

The new AT8000A Programmable Loads are based on the new "instrument on a card" technology that became so popular with our AT8000 Power Sources. The AT8000A can house up to six 300W loads in one 5¼ inch drawer. By paralleling modules, you can increase the load of any single channel up to 1800W. And by adding expansion chassis, you can increase the system up to 16 channels!

Now You Can Meet Virtually Any ATE DC Source or Load Requirement

You'll appreciate the fact that the Elgar DC Loads and Power Sources can be used in any combination in the same AT8000A chassis. Plus, the option of Built-In Test (BIT) allows you to perform self testing and measurement of system parameters through the bus. The AT8000A can also include an embedded TMA and accept CIIL commands per MATE Interface Standard 28067633.

Elgar Power Is Preferred the World Over.

For over 25 years, Elgar has been the standard in AC Power Sources with over 50,000 programmable power sources and frequency converters in the world being used in science, industry and defense. With the introduction of the AT8000 DC Power Sources, Elgar applied that standard to DC Power Sources. Now, Elgar continues to advance the standard of excellence that has been applied to DC Power with the introduction of Loads for the AT8000A.

For more information about how the AT8000A Power Sources and Loads can help you solve your ATE testing needs, call:

1 (800) 73-ELGAR

ELGAR



disk can act as virtual memory. Hence, the package can create and manipulate very large data sets. Currently supported hardware includes analog and digital I/O cards from several firms. Through December 31, 1990, \$1995; thereafter, \$2495.


Keithley Asyst, 100 Corporate Woods, Rochester, NY 14623. Phone (800) 347-0033; in NY, (716) 272-0700. FAX (716) 272-0073.

Circle No. 805

Sun-4-Hosted 680X0 Development Tools

- Support 68020 and 68030 at 33 MHz with no wait states
- Connects to Ethernet using TCP/IP

You can use a Sun-4 workstation as the host for a suite of hardware and software development tools for the 68020 and 68030. The tools in-



clude the vendor's EL 3200 and ES 1800 in-circuit emulators and software tool sets named Validate/XEL and Validate/Unison. The EL 3200 supports both of the μ Ps clocked at 33 MHz with no wait states. It connects to the host via Ethernet using Transfer Control Protocol/

Internet Protocol. Validate/XEL provides an ANSI C compiler, an assembler, a disassembler, source- and assembly-language debugging, instruction-set simulation, trace, and a history of commands and aliases. Validate/Unison includes several cross-development tools. EL 3200, from \$30,000; ES 1800, from \$12,500; Validate/XEL, \$10,300; Validate/Unison, \$7050.

Applied Microsystems Corp, Box 97002, Redmond, WA 98073. Phone (800) 426-3925; (206) 882-2000. FAX (206) 883-3049.

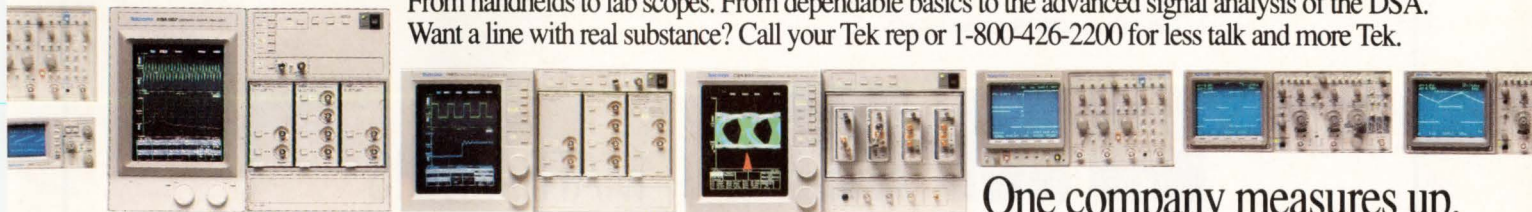
Circle No. 806

PLD Programmer

- Can expand to handle PROMs and microcontrollers
 - Has 115k-bps RS-232C port
- The logic-only version of the 2900 programming system supports PLDs of all types—programmable

When it comes
to scopes, some companies
talk a good line.

One company really has it. Designing a few scopes for "average" users leads to a line of average scopes. That's why Tek builds some 20 analog scopes and 24 DSO's. From 10 MHz to 40 GHz. From handhelds to lab scopes. From dependable basics to the advanced signal analysis of the DSA. Want a line with real substance? Call your Tek rep or 1-800-426-2200 for less talk and more Tek.



One company measures up.

Tektronix®

8 BIT CMOS MICROCONTROLLERS

SOME MAKE CLAIMS.

WE DELIVER.



- From 4K to 32K ROM.
- 80C51 industry standards.
- 3/5 week QUICK ROM prototyping service.
- 0 to 30 MHz : fastest available on the market.
- Low voltage, protected ROM and secret tag options.
- Large quantity delivery in just 4/6 weeks.
- PDIL, PLCC, Flatpack, ceramic packages.

Microcontrollers, fast and ultra-fast SRAMs (up to 256K), ASIC, foundry... isn't it time you found out what makes us Europe's expert in submicron CMOS technology?



MATRA MHS
THE EXPERT IN SUBMICRON CMOS TECHNOLOGY

Tel.: (1) 408-748.93 62

MATRA MHS, 2895 Northwestern Parkway, Santa Clara, CA 95051 U.S.A.

array logic devices, generic array logic devices, erasable programmable logic devices, programmable electrically erasable logic devices, and field programmable logic array devices. The devices can be in DIPs, LCCs or plastic leaded chip carriers (PLCCs). Included are a programming base (a hardware module) for DIPs and a library of programming routines for PLDs having 24 pins or less. You can purchase a PLCC/LCC base, matchbook adapters for different sizes of surface-mount packages, and libraries for the following device categories: PLDs to 28 pins, PLDs to 44 pins, EPROMs and EEPROMs to 44 pins, PROMs to 44 pins, and microcontrollers to 44 pins. Hence, by purchasing libraries, bases, and matchbooks, you can adapt the programmer to most programmable devices. The unit includes 128k bytes of RAM and an RS-232C port

that operates to 115.2k bps. \$3995.

Data I/O Corp, Box 97046, Redmond, WA 98073. Phone (206) 881-6444. FAX (206) 882-1043.

Circle No. 807

68030 ICEs

- *Three units support 16, 25, and 33-MHz-max clock speeds*
- *Permit emulation RAM expansion to 4M bytes*

The HMI-200 series of in-circuit emulators includes three units that support the 68030 μ P. The units perform identical functions, but one lets the μ P operate to 16 MHz, another allows 25-MHz operation, and the third permits operation at 33 MHz. All units support real-time emulation with four complex break and trigger points, and all have a pair of $4k \times 104$ -bit trace buffers that can record 16 external inputs and a 32-bit time tag. Each unit's

standard emulation memory is 256k bytes, but you can expand the memory to 1M, 2M, or 4M bytes. The vendor also supplies the Sourcegate high-level-language debugger. It works on code compiled from C, Pascal, Ada, and PL/M. It lets you display the source, assembly language and source, or assembly language only. 16-MHz unit, \$13,000; 25-MHz unit, \$18,000; 33-MHz unit, \$21,000; debugger for IBM PC, \$1500; software support for Sun and Apollo workstations, \$3000.

Huntsville Microsystems Inc, Box 12415, Huntsville, AL 35802. Phone (205) 881-6005. FAX (205) 882-6701. TWX 910-600-8258.

Circle No. 808

When it comes
to DSOs, some companies
aim towards banner specs.

One company begins with them.


It's the difference between face value and real value: do you build for appearances? Or for solid fidelity, effective analysis, and long-lived adaptability? Tek doesn't take shortcuts that shortchange you later. Want a scope that does the optimum, not the minimum? Call your Tek sales engineer or 1-800-426-2200: the deeper you probe, the more you'll appreciate Tek.



One company measures up.

Tektronix[®]

THE EXTREME PERFORMANCE



SO MUCH FROM SO LITTLE

High Level Of Integration. The TEK-AT1 features an 80C286 at up to 20 Mhz with system memory from 512 Kbytes up to 4 MBytes, two serial ports, one parallel port, a watchdog timer, a power failure detector, solid state disks with support for FLASH EPROMS, floppy and hard disk controllers.

Versatility. The TEK-AT1 can be used in a PC/AT passive backplane or as a stand alone computer for embedded applications.

Reliability. Teknor's products are built to operate in harsh environments. The TEK-AT1 can operate in extended temperature ranges and require very little power (sleep mode supported), typically less than 4 watts. The TEK-AT1 is backed by a two year warranty.

The solution: CALL 1 (514) 437-5682

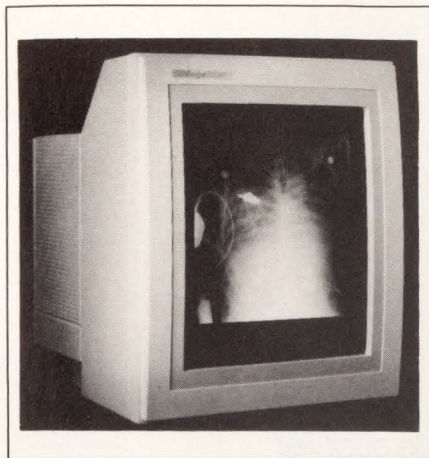
TEKNOR
MICROSYSTEMS INC.
CIRCLE NO. 130

The right connection

P.O. Box 455, Sainte-Thérèse (Québec) Canada J7E 4J8 • Fax: (514) 437-8053

NEW PRODUCTS

COMPUTERS & PERIPHERALS



High-Resolution Monitors

- Produce both portrait and landscape images
- Provide 2048 × 2560- and 2560 × 2048-pixel resolution

The UHR-4820-P and UHR-4820-L high-resolution gray-scale monitors

produce both portrait and landscape images. These monitors provide 2048 × 2560- and 2560 × 2048-pixel resolution, respectively. The video bandwidth of 500 MHz permits 2000- and 2500-line images to be refreshed 72 times/sec when operating noninterlaced. Improved light-output guns and enhanced CRT yokes produce a brightness of 60 fL at full gray-scale output and 0.25 fL at zero output, resulting in a brightness dynamic range of 240. Both displays use a 21-in. flat screen and feature a blue phosphor for film-like images. The FDP-2111 controller features a high-speed bus for transferring images between a video buffer and a frame buffer. The controller is available for PC/AT, Micro Channel Architecture, VME, and Macintosh computers. UHR-

4820-L, \$5400; UHR-4820-P, \$5900; systems with monitor, controller, and software, from \$19,000 (OEM qty). Delivery, 60 days ARO.

MegaScan Technology Inc, 42 South St, Hopkinton, MA 01748. Phone (508) 435-2600. FAX (508) 435-9166. **Circle No. 810**

Ethernet Controller Board

- Uses Am7990 Lance chip for the VMEbus
- FTP/Telnet protocol allows testing without host computer

The Enet-1 board is an intelligent Ethernet controller for the VMEbus. An AT&T Unix Streams emulator allows the development and downloading of custom protocols for running on a dedicated Ethernet communications processor. The

When it comes
to DSOs, some companies
duck the tough questions.

One company spells them out.

12 Tough Questions looks beyond banner specs to critical issues most DSO vendors don't want you to ask. Acquisition, glitch detection, update rate, triggering — Tek's sales engineers welcome the kind of questions that get to the facts of performance. Want a scope that has nothing to hide? Contact your Tek sales engineer, or call 1-800-426-2200 for a copy of *12 Tough Questions*, free.



One company measures up.


Tektronix®

Introducing the new VISHAY



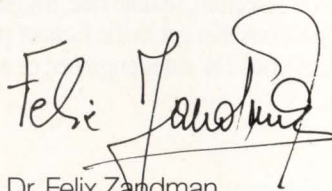
VISHAY

Vishay Intertechnology has become a worldwide supplier of resistive devices, stress measurement products and complementary passive components. Now this resource — perhaps unmatched in scope and depth — is identified by a new symbol. It represents the unity and synergy available to you through a network of respected companies organized into four major business units in the electronic components industry



and the Measurements Group in the field of stress measurement.

Today, Vishay, individually and as a whole, is committed to concentrating on areas where our resources, technical expertise, marketing and distribution skills can best interface with your business plan. To find out more, write for a copy of our new Corporate Profile, c/o Vishay Intertechnology, Inc., Corporate Marketing Communications, 63 Lincoln Highway, Malvern, PA 19355-2120. U.S.A.



Dr. Felix Zandman
Chairman and Chief Executive Officer
Vishay Intertechnology, Inc.

board supports thick-wire, thin-wire, or combined thick-wire and twisted-pair Ethernet networks. An optional second Ethernet interface provides redundancy for fault-tolerant or multiple-network applications. You can opt for SCSI and floppy-disk controllers via the company's Apex expansion bus, which connects to the board's 68020 μ P. An AMD Am7990 LAN controller chip (LANCE) provides an interface with LANs. The File Transfer Protocol/Telnet Protocol permits testing without a host computer. The board's VIC068 VME-bus interface controller chip has message-passing registers and a DMA controller. The board provides as much as 4M bytes of dual-ported memory. \$2595.

Radstone Technology, 20 Craig Rd, Montvale, NJ 07645. Phone (800) 368-2738; in NJ, (201) 391-2700. **Circle No. 811**

Graphics-Controller Board

- Uses TI's TMS34020 graphics controller for the VMEbus
- Draws at 200,000 vectors/sec and can deliver 40M flops

The UDC-6000-TI upgrade to the company's Piranha family of graphics-controller boards utilizes TI's TMS34020 graphics-controller chip; it has an option for the TMS34082 floating-point unit. The 6U VME-bus board can provide 40M flops and a vector drawing speed of 200,000 vectors/sec. It can display images as large as 1600 \times 1200 pixels \times 8 bits from a display memory of 2048 \times 2048 \times 8 bits. It can also display 1280 \times 1024 pixels \times 32 bits. This feature allows its use in applications requiring 24-bit color and 8-bit graphics overlays. Motorola's 20-MHz VSB (VME subsystem bus) allows image data to be transferred on and off the board. The board can pan and zoom stored images from

1 to 16 times, using hardware without host intervention. Software for the board includes TI Graphic Architecture and X-Windows. A serial port permits the use of a mouse when using Windows. \$4895.

Univision Technologies Inc, 3 Burlington Woods, Burlington, MA 01803. Phone (617) 221-6700. FAX (617) 221-6777. TLX 988755.

Circle No. 812

Single-Board PC/AT

- Uses a 20-MHz 80C286 μ P on a half-card format
- Consumes 3.5W

The TEK-AT1 single-board IBM PC/AT computer uses an 80C286 μ P that runs as fast as 20 MHz and provides 512k, 1M, 2M, or 4M bytes of RAM. The board has sockets for as much as 1M bytes of EPROM or flash EPROM for user programs. In addition, the board has space for

When it comes
to DSOs, some companies
let you stare at a video.

One company lets you compare for yourself.

Sitting through a video demo is like sightseeing with blinders on. So 18,000 engineers have already asked for Tek's free Scope Evaluation Kit, with test board and manual to help you compare scopes and draw your own conclusions. Ready to blow the lid off canned demos? Get face-to-face with your Tek sales engineer, or call 1-800-426-2200 to qualify for the Scope Evaluation Kit.

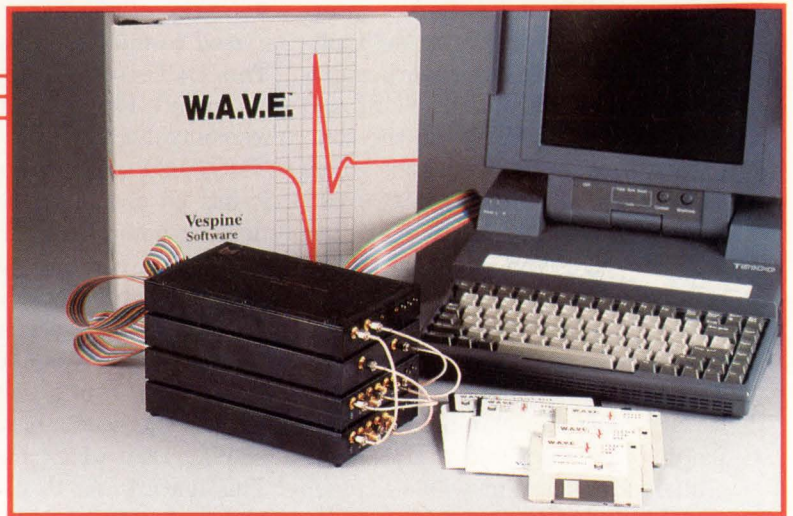


One company measures up.

Tektronix[®]

Custom RF and Video Processors Without NRE

The SMP Development Station allows you to implement customized processors with software commands.

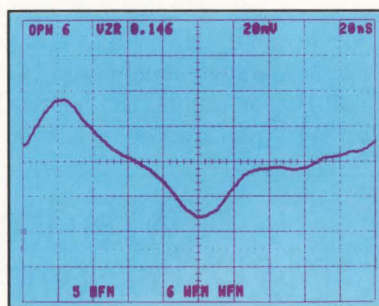


For years, development stations for digital systems have been used to evaluate designs before custom hardware is produced. Now the modular SMP Development Station brings that development efficiency to RF and video systems.

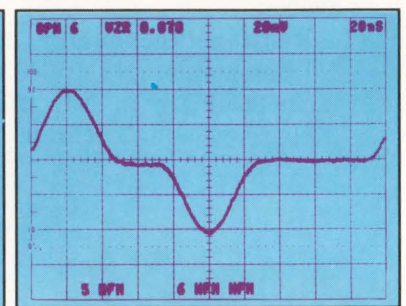
The Signal MicroProcessor (SMP) is a software-programmable chip which processes RF and video analog signals with the same versatility and ease that the digital microprocessor processes data. The SMP Development Station is an evolving system of PC-based instrumentation modules that use the SMP as a massively parallel processing engine capable of handling RF and video signals with bandwidths up to 150 MHz. User interface and control of the SMP is provided through powerful and easy-to-use W.A.V.E.® data acquisition and analysis software. W.A.V.E.® runs on any IBM-PC/AT or 100% compatible personal computer.

The first SMP Development Station module is a 128-tap programmable transversal filter (PTF) which is useful for signal generation, extraction, modification and characterization. It has been used to verify the design of an LPI radar system, built-in network analyzers, multipath equalizers, pulse-shaping equalizers, magnetic read-head equalizers, programmable bandpass filters, smart scope triggers, anti-aliasing filters, synthesizers, waveform generators, spread-spectrum matched filters, interference cancellers, target simulators, and pattern matchers for signals and images.

Users can expect to have the SMP Development Station up and running in less than 1 hour.



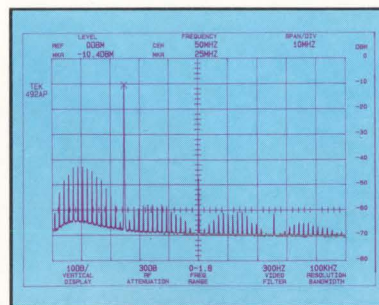
Pre-equalization



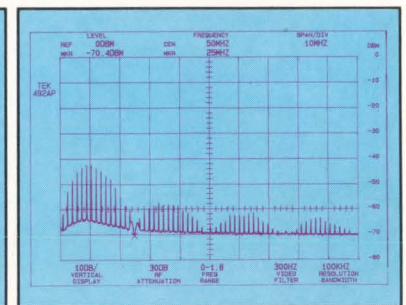
Post-equalization

Pulse shaping / equalization

Unparalleled ability to shape wideband waveforms and equalize channels.



Pre-cancellation



Post-cancellation

Interference cancellation

Measurement and cancellation of single or multiple interference sources.



ELECTRONIC DECISIONS INCORPORATED


1776 East Washington Street Urbana, Illinois 61801

(800) 373-3628

as much as 512k bytes of RAM disk with battery backup. Other features include a watchdog timer, two RS-232C ports, a real-time clock with battery backup, a parallel-printer port, and a power-failure detector. A floppy-disk controller controls as many as two 3½- or 5¼-in. disk drives with capacities of 1.44M bytes. The board operates from 0 to 70°C, or from -40 to +85°C on an extended-temperature version. You can install the board in a passive backplane or use it as a stand-alone controller. \$875.

Teknor Microsystems Inc., Box 455, Sainte-Thérèse, PQ, Canada J7E 4J8. Phone (514) 437-5682. FAX (514) 437-8053.

Circle No. 813



Industrial PC/AT

- Comes in a 7×7.5×19-in. RETMA rack
- Uses a 16-MHz 80C286 CMOS CPU and 2M bytes of RAM

The MiniDAC SY4286, a half-card IBM PC/AT industrial computer, comes in a 7×7.5×19-in. RETMA rack or panel-mountable enclosure. The system features a 16-MHz CMOS 80C286 CPU; 2M bytes of RAM; an EGA graphics adapter; a 12-slot, 16-bit ISA passive backplane with eight user slots; and a 200W power supply. Other features include a shock-mounted 48M-byte 3½-in. hard-disk drive, a 1.44M-byte 3½-in. floppy-disk drive, a SCSI host-adaptor card, and two RS-232C ports with a printer-interface card. Options include a math

coprocessor socket and an optional full card 13.15-in. chassis. You only have to add a keyboard, a monitor, application-specific I/O modules, and software. \$1995.

Ann Arbor Technologies Corp., Box 3083, Ann Arbor, MI 48106. Phone (313) 995-1360.

Circle No. 814

PC Input Device

- Consists of a glass tablet with 1000×1000 points
- You move the cursor by sliding your finger over the tablet

The UnMouse input device for the IBM PC replaces a mouse or a trackball. The tablet measures 3×4½ in. and remains stationary

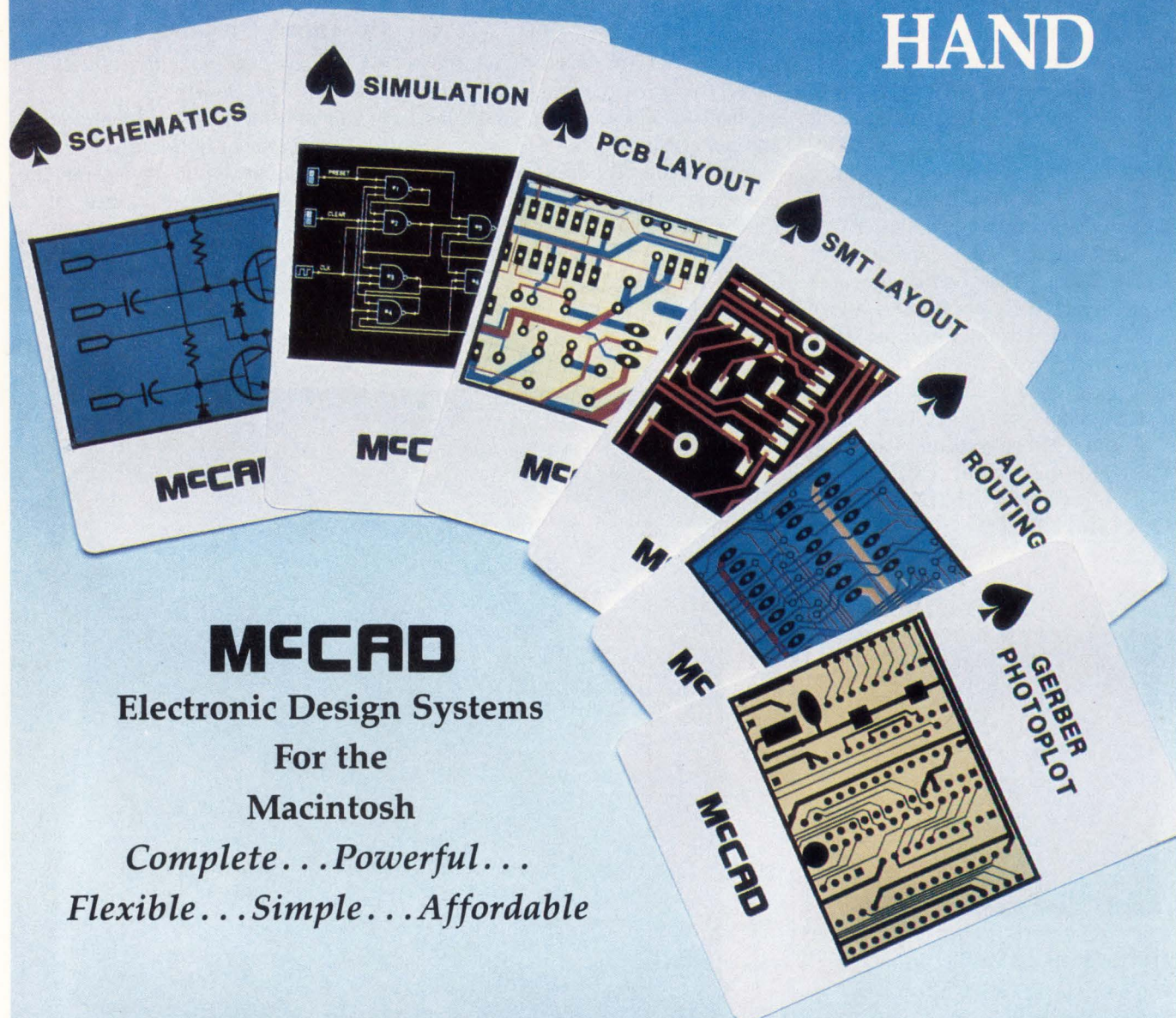
C compiler
software simulator
source level debugger
macro assembler—development board
IBM-PC MSDOS—Sun, Apollo,
Dec UNIX—VAX VMS—Apple Macintosh

AVOCET
SYSTEMS, INC.

The Source For Quality Embedded-System Tools

Avocet Systems, Inc., 120 Union St., P.O. Box 490, Rockport, ME 04856
In Maine, or outside U.S., call (207) 236-9055
TLX: 467210 Avocet CI / FAX: (207) 236-6713
Call today for free catalog 1-800-448-8500

DEAL YOURSELF A WINNING HAND



MCCAD

Electronic Design Systems

For the

Macintosh

Complete...Powerful...

Flexible...Simple...Affordable

You can now stack the deck in your favor.

Macintosh has given the electronic designer powerful new tools to work with. And McCAD — the world's leading desktop engineering software for the Mac — gives you the way to press those advantages when designing PCB's. Put it all together and you have a CAD system that's faster and that has more memory, storage and versatility.

Remember, McCAD offers modules that take you from schematics to PCB design to fabrication, with a lot of steps in between. Buy one stand-alone component or the whole integrated system. It's up to you. Mix and match for your own workstation needs.

And easy? If you're tired of user-friendly promises that turn sour with incomplete systems, complicated manuals and convoluted procedures, McCad is your answer.

You ask about economy? This just might be the best part. Not only does McCAD have the most enticing price tag around, it also gives you the best price-for-performance in the industry. *When it comes to engineering software for the Macintosh, McCAD cannot be underpriced and outperformed by anyone. Period.*

So, it's simple. All you have to do is play your cards right and call us. Then sit back and let McCAD do the rest.

MCCAD[®]

Published by VAMP, Inc.


6753 Selma Ave., Los Angeles, CA 90028
(213) 466-5533 FAX: (213) 466-8564

McCAD is a registered trademark of VAMP, Inc.
Macintosh is a trademark of Apple Computer, Inc.

beside the keyboard. To move the cursor, you slide your finger over the glass tablet and click the mouse button by pressing lightly on the tablet. For example, if you touch the tablet in the lower-left corner, the cursor will immediately go to that location on the screen. The tablet has a resolution of 1000×1000 points so users can draw figures, annotate documents, or enter signatures. Templates to label keypad functions slide under the tablet's glass. Twelve of the keypad's 16 keys are programmed to emulate the PC function keys. The other four keys operate as Shift, Alt, Control, and Enter keys. The device has an RS-232C port, and it comes with a driver for both mouse-driven DOS and Windows programs. \$235.

MicroTouch Systems Inc, 55 Jonspin Rd, Wilmington, MA 01887. Phone (800) 866-6873; in MA, (508) 694-9900. FAX (508) 694-9980.

Circle No. 815



80386 Single-Board Computer

- As much as 4M bytes of RAM on IBM PC/AT expansion board
- Has controllers for floppy- and hard-disk drive

The Slot Board/386 is a single board computer on an IBM PC/AT expansion board. The board utilizes a 20-MHz 80386 μ P and either 1M or 4M bytes of RAM. The board has a floppy- and a hard-disk controller as well as two serial ports, a parallel

port, an 80387 socket, and two solid-state disk sockets. A shadow RAM provides fast execution of the BIOS and video display. The board runs on DOS, Unix, QNX, VRTX, OS-9000, and Flexos operating systems. You can expand the capabilities of the board by using the company's family of MiniModules,

which attach directly to the board's IBM PC/AT bus-compatible header. The board consumes 10 to 12W typ and operates from 0 to 70°C. Board without RAM, \$1170 (100).

Ampro Computers Inc, 1130 Mountain View/Alviso Rd, Sunnyvale, CA 94089. Phone (408) 734-2800.

Circle No. 816




EG&G

VACTEC
OPTOELECTRONICS

With EG&G Vactec LDR's there has never been a lead interconnect failure reported. The reason: superbly designed IBM lead pinners.

Automatic testers 100% test and characterize each unit (twice) to provide the precise performance you specify.



LIGHT DEPENDENT RESISTORS

(Photoconductive Cells)

World-class high-speed automation provides superb quality at very competitive prices. (You might say the cost is peanuts.) Over 1/3-billion already shipped to EG&G Vactec customers worldwide—a testimonial to their dependability.

APPLICATIONS:

- Use like any variable resistor—LDR resistance is inversely proportional to illumination.
- ON-OFF controls for day/night operation—general lighting, street lighting, controls, signs, safety equipment.
- Automatic adjustment of brightness of displays in automotive accessories, instruments, clocks, appliances, and TV sets.

Call or write for more information:

EG&G Vactec, Inc. • 10900 Page Blvd. • St. Louis, MO 63132
(314) 423-4900 • TWX 910-764-0811 • FAX 314-423-3956

NEW PRODUCTS

CAE & SOFTWARE DEVELOPMENT TOOLS

SCSI Manager And Interface For OS/2

- Supports multitasking under OS/2
- Provides interface to OS/2 layered device drivers

The ASW-1420 SCSI Manager software, version 1.21, works with the vendor's Advanced SCSI Programming Interface/2 (ASP/2) to provide multitasking facilities for as many as seven SCSI hard disks and other peripherals under OS/2. The SCSI Manager is essentially bus-independent; it can work with host adapters for the IBM PC/AT, Micro Channel Architecture, and EISA buses. The ASP/2 interface is directly compatible with Microsoft's Layered Device Driver (LADDR) architecture for OS/2. LADDR-compatible drivers are available for the vendor's SCSI-1 and SCSI-2 hard-disk drives. Sev-

eral other manufacturers provide LADDR-compatible drivers for their tape, DAT (digital audio tape), CD-ROM, and WORM (write once, read many) drives so you can handle these devices under the ASW-1420 SCSI Manager. ASW-1420 version 1.21 costs \$100 for a single license; OEMs can also license the object code.

Adaptec, 691 S Milpitas Blvd, Milpitas, CA 95035. Phone (408) 945-8600. **Circle No. 738**


Cross-Compilers, Source-Level Cross-Debuggers

- Work with Z80, 64180, and 6909 microcontrollers
- Support all ANSI/ISO C features

You can obtain Whitesmiths optimizing C cross-compilers and the CXDB source-level debugger for

Zilog Z80, Hitachi 64180, and Motorola 6809 microcontrollers. The compilers provide all features of the ANSI/ISO C standard, as well as the vendor's chip-specific language extensions for each chip. These extensions add many low-level assembly-language features to the C-language capabilities so you can maximize use of all the features of each chip in your application. The source-level cross-debugger features a multiwindow user interface; control of target program execution through breakpoints and step control; access to both local and global symbols; and simulated I/O. You can get the debugger in two versions: the simulator version lets you execute and debug target code on a host computer; the emulator version works with several in-circuit emulators on the target system. The compilers run on IBM PCs and

Once it took this to protect
12 lines from surges.



compatibles as well as on Sun, Apollo, HP, and VAX/VMS workstations. PC version from \$1800. CXDB debugger host version runs on IBM PCs and compatibles; \$1500 for either the host or the emulator version.

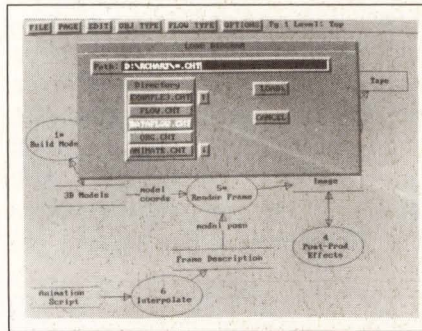
Intermetrics Inc, 733 Concord Ave, Cambridge, MA 02138. Phone (617) 661-1840. FAX (617) 868-2843.

Circle No. 739

Interactive Diagramming Tool

- Provides automatic level numbering
- Allows as many as 90 characters per label in any number of lines

The Robochart mouse-driven diagramming tool for IBM PCs and compatibles lets you create data-flow diagrams, flow charts, state-transition diagrams, and other simi-



lar documents. The tool automatically performs level-numbering of different nesting levels, and automatically updates objects that are linked across levels to reflect any changes you make. The tool allows as many as 90 characters per label, and you can arrange these in any convenient number of lines. You can copy, cut, or paste both single objects and groups of objects. Pop-up menus and Alt-key shortcuts make the tool easy to learn to use.

It can generate laser-printer output at 300 dpi, or send the output to a variety of graphics dot-matrix printers and pen plotters. \$96.

Digital Insight, Dept R1, Box 2095, Evergreen, CO 80439. Phone (303) 674-5232. **Circle No. 740**

ROM Monitor/Debugger Has Built-In Serial Port

- Provides bidirectional communication through ROM socket
- Built-in driver can run at 115.2k bps

Romport is a hardware device that you plug into the 27XXX ROM socket of an embedded Motorola- or Intel-based microcontroller system. A phone-style connector on the device provides bidirectional serial communication with a host computer or dumb terminal at 115.2k bps. The device comes with a built-

Now it takes this.


It used to be that protecting multiple data or signal lines from transient voltages meant sacrificing valuable board space.

Not so today.

Presenting the transient voltage suppressor arrays from General Semiconductor Industries (GSI).

These arrays have been designed with GSI's proven TransZorb® technology to deliver premium protection in a single package. This allows you to add needed protection to your circuitry and save on board space and assembly costs.

What's more, we manufacture



different arrays for different needs, including commercial and military applications. Our product line includes arrays that provide unidirectional or bidirectional protection for 4, 6, 8, 12 or 15 lines.

And since every GSI array features TransZorb® technology, they consistently deliver high current handling capability, low clamping voltage and extremely fast response time.

But then, you'd expect such performance from a GSI array. After all, we've been the leader in transient voltage suppression for more than 20 years.

When it comes to protecting your data and signal lines, we've got what it takes.

For more information on these products, call or write us at General Semiconductor Industries, Inc., 2001 West Tenth Place, Tempe, AZ 85281, (602) 968-3101.



General Semiconductor Industries, Inc.
SQUARE D COMPANY

Authorized Distributors:
BELL INDUSTRIES, INC.
11812 San Vicente Blvd., Suite #300, Los Angeles, CA 90049

FUTURE ELECTRONICS
237 Hymus Blvd., Pointe Claire, Quebec, H9R 5C7 CANADA

Please contact GSI for the Distributor branch location within your area.


in communication program that lets you download programs into the system RAM or issue commands to a ROM-resident monitor or application program, then displays the results on the host computer or a dumb terminal. You can plug your own ROM monitor into the Romport, or use the vendor's Est-bug,

which lets you set breakpoints, view a code and data trace, examine and change the contents of registers, disassemble machine code, and run menu-driven diagnostics. Est-bug comes with an interface to the Intermetrics (Cambridge, MA) XDB 5.0 source-level debugger. The Romport/Est-bug system will

currently work with Intel 8086 and 80186 μ Ps and with members of the Motorola 68000 family; watch for versions that will work with other target processors. Romport, \$495; Romport/Est-bug system, \$1095 for a single license. Qty discounts available.

Embedded Support Tools Corp,
10 Elmwood St, Canton, MA 02021.
Phone (617) 828-5588. FAX (617) 828-7941. **Circle No. 741**

The Ultimate VMEbus Tool Set




**NOW:
100MHz,
+VME64**

Based on the VBT-321 Advanced VMEbus Analyzer, VMETRO's Modular VMEbus Analyzer System offers piggyback modules for all kinds of VMEbus development, verification and tuning purposes.

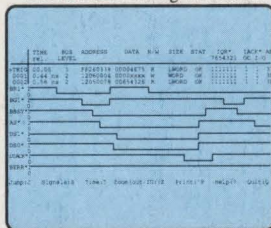
VMETRO's Modular VMEbus Analyzer System gives you unrivalled measurement capability in a single VMEbus slot. Pick the right piggyback module to the VBT-321 VMEbus Analyzer and obtain:

- * VMEbus Anomaly Trigger
- * VSB State Analysis
- * VME Cycle Generator
- * 100MHz VME Timing Analysis
- * P2 General Purpose Analysis
- * 256K Trace w/SCSI dump


VMEbus Anomaly Trigger reveals incompatibilities and spec. violations.



Combined VMEbus State trace and 100MHz Timing Waveform.



Real-time VMEbus histograms shows bus usage, event counts, etc.



VMETRO

The Bus Analyzer Specialist

VMETRO AS
Sognsveien 75, N-0855 Oslo 8, Norway
Tel.: +47 2 39 46 90. Fax.: +47 2 18 39 38

VMETRO, INC
2500 Wilcrest #550, Houston, TX 77042
Tel.: (713) 266 6430. Fax.: (713) 266 6919

Virus Detector Checks All Drives

- Scans automatically on cold or warm boot
- Scans whenever you insert a new diskette into a drive

Vi-Spy version 4.0 includes a 3k-byte TSR (terminate-and-stay-resident) component that automatically scans any diskette when you insert it into a drive. Also, whenever you issue a warm-boot command, the program advises you to open the door to drive A, and then it clears memory in order to prevent accidental boot-sector infections. If you're using a hard disk, running the program from the autoexec file checks all hard-disk drives for all of the known viruses. If the program finds a virus, it tells you which one it found and which files are infected, and it recommends how to remove the virus. \$250, includes one year of quarterly updates.

RG Software Systems Inc, 2300 Computer Ave, Suite A-7, Willow Grove, PA 19090. Phone (215) 659-5300. FAX (215) 657-5161.

Circle No. 742


Backup System With Data Compression

- Works with four floppy disks as well as tape
- Uses advanced error-correction, data-compression algorithms

Back-It version 4.0 can back up your hard-disk files to tape or to as many as four floppy-disk drives

The Workhorse of the Industry.

*We Still
Make
The Best!*



\$8900
COMPLETE SYSTEM

WR3310-8AL Recorder System Includes:

- 8 channel WR3310 Thermal Pen recorder
- 8 AL standard voltage amplifiers
- 18 month warranty
- Spare Parts Support Program

Call today for more information, or for a product demonstration on this Complete Recorder System. In CA 800-624-8396, outside CA 800-854-8385.

 **GRAPHTEC**
WESTERN GRAPHTEC, INC.

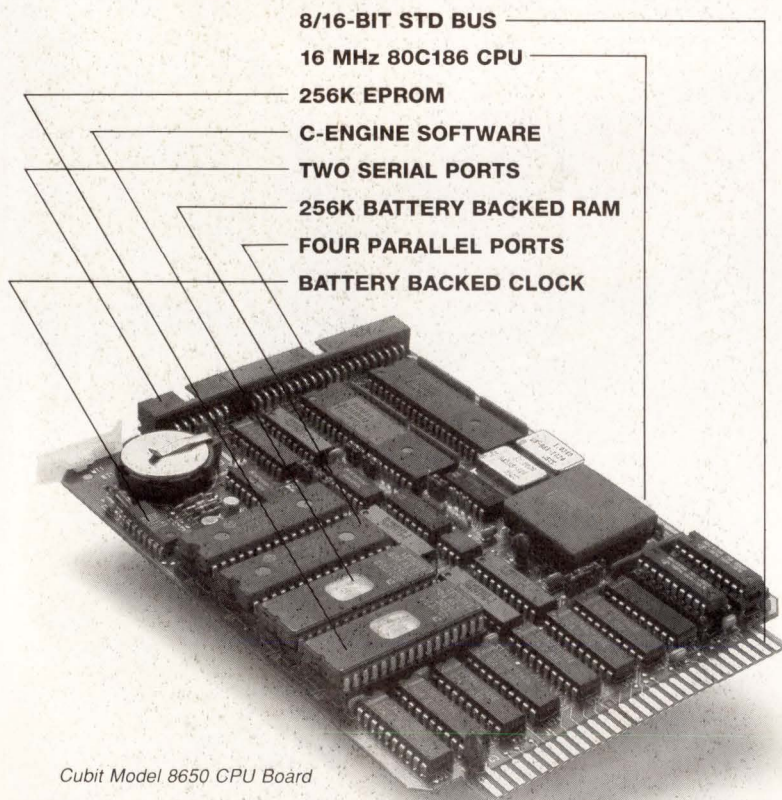
simultaneously. The package includes a formatting routine that can format the floppy disks for 360k, 720k, 1.2M, or 1.44M bytes. The program is menu driven and provides context-sensitive on-line help. The proprietary compression algorithm achieves compression rates of 60% or more, depending on the type

of data; error-checking-and-correction (ECC) routines ensure accurate recovery of data in the event of media flaws. An automation feature lets you create backup definitions that you can save on disk and call up from within the program. Alternatively, you can instruct a scheduler to perform these preconfigured

backups automatically at specified time intervals, without operator intervention. Details of every backup performed are stored in a history file. \$169.

Gazelle Systems, 42 N University Ave, Suite 10, Provo, UT 84601. Phone (801) 377-1288. FAX (801) 373-6933. **Circle No. 743**

RELIABLE CONTROLS FOR REAL MACHINES



Cubit Model 8650 CPU Board

Most machines are slow compared to modern electronics, but demand high reliability. STD Bus uses proven technology to design reliability in to your machine control. Simplicity combines with the

longest track record of any industrial bus to give you computer controls that you can use with confidence. Please call or fax us for our full STD Bus catalog.

CuBIT DIVISION
OF PROTEUS
INDUSTRIES

340 Pioneer Way, Mountain View, CA 94041
Phone: 415-962-8237 Fax: 415-965-9355

Active-Filter Design Program

- Can analyze an unknown filter and identify its type
- Provides multiple modes of analysis

Active is a software package for the analysis and design of active filters that runs on IBM PCs and compatibles. The design sequence consists of defining the characteristics and performance of the filter you want; analyzing and synthesizing the filter; and determining the topology and component values of the filter. In the definition phase, you can define the location of the poles on the S-plane, specify the passband and stopband attenuation, or define the polynomial equation for the transfer function. In the analysis phase, you can plot the response in the frequency domain or the time domain; a filter recognizer feature can analyze an unknown filter and identify its type, 3-dB points, frequency, ripple, and other characteristics. You can also compare the filter you've designed with a similar, theoretically optimal filter. Finally, you can enter resistor values and let the program calculate capacitor values, or enter capacitor values and let the program calculate resistor values. The program runs with Hercules, CGA, or EGA graphics. \$745.


Tatum Labs Inc, 3917 Research Park Dr, Suite B-1, Ann Arbor, MI 48108. Phone (313) 663-8810.

Circle No. 744


Imagine
Pure.



Imagine
Small.



Imagine
Silica.



GELTECH INTRODUCES SOL-GEL TECHNOLOGY TO STIR YOUR IMAGINATION...

Lenses

- Δ Diameters as small as 1.5 mm
- Δ Optical transmission is .170 to 3.4 μm
- Δ Any combination of plano, convex or concave surfaces
- Δ Aspherical, Meniscus, Fresnel
- Δ Unusual curvatures
- Δ Prisms, Rods, Cones, etc.

Porous Glass

- Δ Uniform pore size
- Δ Pore size selection from 25-50 Å
- Δ Custom shapes: rods, cones, prisms, etc.
- Δ High thermal stability
- Δ Free from contaminants
- Δ Host for organic or inorganic dopants

Minute, Spherical Powder

GELTECH silica powders are monosize, ultra-pure and can be made in submicron and micron sizes.

Silica/Silicate/Ceramic Coatings

Single or multicomponent coatings of glasses and ceramics can be fabricated on glass, ceramics, single crystals, metals or plastics.

GELTECH, Inc. introduces a revolutionary manufacturing process known as sol-gel technology. Sol-gel is a form of ultra-structure processing, where very small colloidal particles are first formed in solution. In sufficient concentration, these minute particles link together into chains, then into 3-D networks. We pour the solution into molds to yield a superior finished product at a much lower cost. The results are clearer, harder, and more stable lenses and porous glass, molded to exact dimensions without the need for grinding. In the case of our porous glass, you even get to specify the pore sizes (from 25 to 50 Å), the type of transmittance, the pore diameter and the specific surface area of the glass.

No matter what your design solution calls for—powders or silica/silicate coatings—GELTECH's family of products are tailor-made for your applications. Just imagine the possibilities.

Call GELTECH's Product Information Center today at (904) 462-2358, or write us at Two Innovation Drive, Alachua, Florida, 32615, for more information on our sol-gel products. Who knows, you may just imagine electronic applications for a whole new generation!



*Pure Solutions
For Tomorrow's
Applications...Today!*

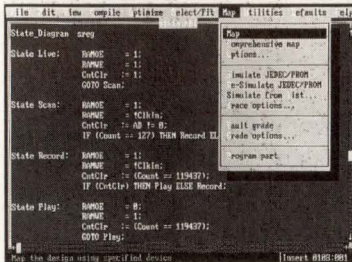
GELTECH

GELTECH, INC.

The Pioneers in Sol-Gel Technology.

NEW

ABEL-4: Guaranteed to Knock Your Socks Off!



Data I/O's new ABEL™-4 Design Software propels FPGA and PLD design support into a new level of power and ease.

Its advanced new features like SmartPart™ intelligent device selection, multilevel simulation, and a device-independent hardware description language (ABEL-HDL™) help you create more efficient designs in less time. Even today's most complex devices are easy to master with ABEL-4.

You simply won't find a more powerful design tool at such a low price. ABEL-4 versions start at just \$895.*

30-Day Money-Back Guarantee. We'll even guarantee your complete satisfaction with ABEL-4 in 30 days, or your money back. It's your opportunity to put the power of ABEL-4 to work for you—**RISK FREE!**

So call Data I/O to order. **BUT HURRY**—this offer expires December 15, 1990.


1-800-247-5700

The Personal Silicon Experts
DATA I/O
Corporation

*Price valid in U.S.A. only.

NEW PRODUCTS

COMPONENTS & POWER SUPPLIES



Pressure Transducer

- Mounts on pc boards
- Available in gauge, absolute, and differential configurations

The Model 1805 pressure transducer is housed in a pc-board mountable TO-8 can and is available in either voltage- or current-excitation versions. The device provides a 25-mV/psi output in 0 to 3 and 0 to 5 psi pressure ranges. The unit is available in gauge, absolute, and differential configurations in three best-fit-straight-line accuracy grades— ± 0.075 , ± 0.125 , and $\pm 0.25\%$. The transducer uses a standard 10V constant power supply and can be supplied in any of four temperature compensation versions—laser trimmed with standard output, laser-trimmed with normalized mV output, resistor trimmed, or uncompensated, from \$22 (500). Units with $\pm 0.25\%$ accuracy.

Foxboro/ICT, 199 River Oaks Pkwy, San Jose, CA 95134. Phone (800) 428-2224; in CA, (408) 432-1010.

Circle No. 678

Pushbutton Switches

- Available in round and square versions
 - Feature a sealed design
- Series 96 pc-board pushbutton switches are designed to operate

under a customer-supplied embossed-membrane assembly. The devices are available in illuminated and nonilluminated versions which feature either round or square actuators. The switches are sealed to IP 67 specifications and feature constant tactile feedback and spdt gold snap-action contacts. Both round and square illuminated models have a 22.8-mm (0.898 in.) back panel depth, while the round nonilluminated model is available with either an 18.4 mm (0.725 in.) or 22.8 mm back panel depth. Illuminated models are available in red, yellow, or green. From \$4.35.

EAO Switch Corp, 198 Pepe's Farm Rd, Milford, CT 06460. Phone (203) 877-4577. FAX (203) 877-3694.

Circle No. 679

Power Rectifiers

- Are surface mountable
 - Have a 2A current rating
- Types PBYR235CT, 240CT, and 245CT Schottky power rectifiers are housed in 6.5×3.5×1.8 mm SOT-223 surface-mount packages. The devices have a center-tapped pair of diodes. The diodes are matched and each can handle an average current of 1A. Forward voltage drop at 1A measures 0.45V max and leakage current at the diode's maximum reverse current is 100 μ A max. To accommodate the needs of low-voltage switching-power-supply applications, the lines include devices with reverse voltage ratings of 35, 40, and 45V. The rectifiers are supplied on standard 12-mm tape ready for use on pick-and-place equipment. \$0.32 to \$0.52 (1000) Delivery, stock to eight weeks ARO.

Philips Components, Discrete Products Div, 45 George Washington Hwy, Smithfield, RI 02917. Phone (401) 232-0500.

Circle No. 680


CUT FREQUENCY HIGHS DOWN TO SIZE

Micro/Q[®] 3000 Controls High Frequency Noise From ASICs

Design PGA packaged ASICs or MPUs into your board design and the noise level starts climbing. Surround these PGAs with standard 2 pin decoupling capacitors, and you'll use valuable board space and provide inferior decoupling.

Micro/Q 3000 decoupling capacitors from Rogers provide excellent noise suppression over a wide frequency range. For space savings, they're specifically designed to fit *under* PGA devices such as fully custom ASICs, MPUs and gate arrays - where low noise and high density are essential.

Featuring the high performance reliability you've come to expect from Rogers, this family of very low inductance



Micro/Q 3000 capacitors fit under PGA packaged ASICs and MPUs.

decoupling capacitors is through-hole mounted *under* pin grid arrays, PGA sockets, and PLCCs/LCCs mounted in sockets. They are available for all PGAs in a variety of sizes and dielectrics, including X7R and P3J dielectrics for greater temperature stability.

Micro/Q 3000 capacitors. Excellent noise suppression for high performance.

Write or call for free literature and product samples.

Technology for tomorrow built on TQC today.



Rogers Corporation
Circuit Components Division
2400 South Roosevelt Street
Tempe, AZ 85282
Tel: (602) 967-0624
Fax: (602) 967-9385

Also available through Mektron Europe, Ghent, Belgium and Rogers Inoue Corp., Nagoya, Japan.
Micro/Q is a registered trademark of Rogers Corporation.

CIRCLE NO. 64

	Imagine a lightweight, precision-expanded metal foil.	
Imagine a mesh-like, single-unit structure that eliminates the unraveling and contact resistance of woven mesh.		Imagine it wrapping, laminating, contracting, expanding.
	Imagine it with superior shielding, electrical and heat transfer properties.	
Now imagine how you'd use this material. Its called MicroGrid[™] Precision-Expanded Foils.		MicroGrid - wherever mesh and perforated materials with high precision, mechanical and electrical properties, like EMI/RFI/ESD shielding are required. Share your imagination with our engineers. We'll help develop a MicroGrid for you. Call for a free sample.
DELKER CORPORATION	16 Commercial St. P.O. Box 427 Branford, CT 06405 203-481-4277 FAX: 203-488-6902	

CIRCLE NO. 56

AUTOCAD[®] for Electronic Engineers

AutoSchema[®]

- Only \$195
- New Symbol icon browsing
- Unlimited levels of hierarchy
- Spice & Susie interfaces

AutoPCB[®]

- Best performance on a P.C.
- Double sided SMT
- Real time design rule check
- Interactive push & shove routing

AutoHybrid[®]

- Worlds only P.C. Hybrid system
- Automatic component synthesis
- Custom die geometry
- 0.5 micron resolution

CADISYS

2099 Gateway Place,
Suite 400,
San Jose, CA 95110
USA
FAX (408) 441-8300

CALL FOR
CATALOG
408-441-8800
EXT 200

CIRCLE NO. 63

Lowest Profile
0.5" ht.,
up to 55 Watts



PICO AC-DC Power Supplies

- Input Voltage 90 to 130 VAC (47/440Hz)
- Single, Dual, Triple Outputs
- 1200V Rms Isolation
- Low Isolation Capacity Available
- Continuous Short Circuit Protection
- High Efficiency
- Fully Regulated Voltage Outputs
- Operating Temperature -25°C. to +70°C. with No Heat Sink or Electrical Derating Required
- Expanded Operating Temperature Available (-55°C. to +85°C. ambient)
- Optional Environmental Screening Available

PICO manufactures complete lines of Transformers, Inductors, DC-DC Converters and AC-DC Power Supplies

Delivery—
stock to
one week

SEE EEM,
THOMAS REGISTER
OR SEND DIRECT FOR
FREE PICO CATALOG


**PICO
Electronics, Inc.**

453 N. MacQuesten Pkwy. Mt. Vernon, N.Y. 10552

Call Toll Free **800-431-1064**

IN NEW YORK CALL **914-699-5514**

COMPONENTS & POWER SUPPLIES



Card Edge Connector

- Features 108 pins
- Has molded polarization slots

This 2-piece card edge connector is designed for wire-wrapping applications. Both plug and receptacle are molded of glass-filled thermoplastic to enhance dimensional stability. The connector features molded-in polarization slots for positive registration of the three rows of 36 pins that are spaced on 0.1 x 0.1-in. centers. Shrouds protect the pins and ensure a reliable mating of the closed-entry pin and socket contacts. Gold nickel-plated bronze pins are chamfered to ease the mating process. Wiring-wrapping tails are gold plated; the board-mounted component has tin-lead solder tails. The devices will accommodate board thicknesses of 0.125 in. Mated pairs \$18.72 (OEM qty).

Tecorp International Inc., 19301 S Santa Fe Ave, Unit 102, Rancho Dominguez, CA 90220. Phone (213) 764-0040. FAX (213) 764-0033.

Circle No. 681


Display Module

- Displays two lines
- Operates under μP control

The Model 3601-51-080 vacuum fluorescent module displays two lines of 40 characters. The characters are 0.24 in. high and are configured in a 5 x 7 matrix. In addition to 96 standard ASCII characters, the module displays 75 additional characters, including accented European letters; the module can also display three user-defined characters. Interface to the host is

LCD Proto Kit

Everything you need to start your LCD application ... create complex screens in just a few hours!



240 x 64 pixel Supertwist LCD mounts directly onto CYB003 prototyping board.

Kit provides serial interface to IBM PC for quick prototyping. Board also supports displays up to 240 x 128 pixels.

Interface to 6 soft keys or 4 x 4 key matrix.

Dial 0-25k ohms for LCD contrast.

Wirewrap area for custom circuitry or backlight.

* The CY325 LCD Windows Controller provides parallel or serial high-level control of instrument-size LCDs. Up to 256 built-in windows support window-relative text, bargraphs, waveforms, and plots. Text and graphics are maintained in separate planes, facilitating special effects. Complete User Manual included.

RJ 11 serial jack for Rx/D, Tx/D, CTS, and GND, plus 2 spares.

5 Pin Power DIN. Alternate Power Connector.

Add your own 8051 CPU for stand alone operation.

Kit also includes:

Power supply provides +5v and Gnd for board, -12v for LCD, and +12v spare.

Sample routines in 8051 Assembler and QuickBasic.

LCD Paint™ for creating your own graphics images.

4-wire RJ11 style cable with DB25F connector for your IBM PC.

Demo routines preprogrammed into 8751 for immediate gratification.

\$495 - Kit
Popular LCD Starter Kit.



(\$595 pre-assembled & tested)


*The CY325 40-pin CMOS LCD Controller IC is available from stock @ \$75/singles, \$20/1000s (Surface mount also avail in qty.)

CyberneticMicroSystems

Box 3000 • San Gregorio CA 94074
Tel: 415-726-3000 • Fax: 415-726-3003

CIRCLE NO. 66


EDN November 22, 1990



IEEE-488

You can control any IEEE-488 (HP-IB, GP-IB) device with our cards, cables and software for the PC/AT/386, EISA, Micro Channel and Macintosh II. You get fast hardware and software support for all the popular languages, plus a software library of time saving utilities. Instrument control has never been easier.


FREE
Informative Catalog 800-234-4232
Applications help (617) 273-1818



Capital Equipment Corp.
Burlington, MA. 01803

Micro Channel is a trademark of IBM

CIRCLE NO. 57



High Performance Programming Solutions

When you need to accelerate your productivity, go with the proven performance software. polyFORTH, a superset of the Forth programming language. With Forth your concept will become reality faster. Just listen to what people are saying about Forth:

"We have found that the use of Forth has cut our development time by 90% for equivalent assembly language and 50% for equivalent high-level language coding." Jerry Tiff, I&CS, May 1989

"Forth is interpretive and highly interactive, giving developers the ability to prototype applications easily. . . . The major Forth supplier is FORTH, Inc. . . ." Ray Weiss, Electronic Engineering Times, August 6, 1990

Want to cut your programming times and consistently meet or beat deadlines on real-time applications such as factory automation and embedded systems?

You can. With polyFORTH.

polyFORTH gives you a multiuser, multi-tasking, real-time operating system. An editor, assembler, compiler, debugger, hundreds of library routines, and a wealth of utilities. All fully integrated into an easy-to-use, resident development environment.

To learn more about how polyFORTH can accelerate your programming, call FORTH, Inc. The high performance solutions people.

(800) 55-FORTH




FORTH, Inc.

111 N. Sepulveda Blvd.
Manhattan Beach
California 90266-6847
(213) 372-8493
FAX (213) 318-7130

CIRCLE NO. 58

hyperstone[®]
32-Bit-Microprocessor

High performance at a lower price: The hyperstone E1 32-bit μ P for embedded systems. 25 MIPS with standard DRAMs. Short design time, low hardware costs. Second source. Your alternative: The hyperstone E1 32-bit μ P for better products.



Powerful instructions of variable length - 16, 32, 48 bits. Instruction cache, bus- and DRAM-controller, parity logic on-chip. 25 MIPS maximum at 25 MHz. Separate 32-bit address and data bus. 16 global registers, 16 local registers per call frame, overlapping for efficient parameter passing. 144 PGA. 85,000 transistors.

Available tools:

Assembler, C Compiler,
Source-Level Debugger,
Evaluation Board.

**hyperstone
electronics GmbH**


hyperstone electronics GmbH
Robert-Bosch-Straße 11
D-7750 Konstanz
West-Germany
Telefon 0 75 31/6 77 89
Telefax 0 75 31/5 17 25

CIRCLE NO. 59

237

PICO POWER INDUCTORS

**PLUG-IN
SURFACE MOUNT
AXIAL INDUCTORS
TOROIDAL
INSULATED LEADS**



PICO's Ultra-Miniature Power Inductors are ideal for Noise, Spike and Power Filtering Applications in Power Supplies, DC-DC Converters and Switching Regulators.

- QPL standards available MIL-T-27/356
- Temperature range -55°C to +130°C
- All units are magnetically shielded
- All units meet the requirements of MIL-T-27 (TF5S04ZZ)
- Minimum possible size
- Split windings
- Inductance values to 20mH with DC currents to 23 amps

PICO manufactures complete lines of Transformers, Inductors, DC-DC Converters and AC-DC Power Supplies

Delivery—
stock to
one week

SEE EEM,
THOMAS REGISTER
OR SEND DIRECT FOR
FREE PICO CATALOG

PICO Electronics, Inc.
453 N. MacQuesten Pkwy. Mt. Vernon, N.Y. 10552

Call Toll Free **800-431-1064**
IN NEW YORK CALL **914-699-5514**

CIRCLE NO. 55

COMPONENTS & POWER SUPPLIES

via an 8-bit parallel TTL data bus. All scan, refresh, and data input/output operations are controlled by an onboard μ P. The unit features a self-test mode, which displays all printable characters. Hardware interrupt and reset functions are provided. The display has three levels of software-controlled brightness and operates from a 5V supply. \$151 (100). Delivery, four to six weeks ARO.

IEE Inc, 7740 Lemona Ave, Van Nuys, CA 91409. Phone (818) 787-0311. FAX (818) 902-3723.

Circle No. 682

Rectifiers

- Are surface mountable
- Ratings range to 4A

SMBY Series surface-mountable rectifiers are designed for use in switch-mode power supplies and motor drives. The SMBYW02 and

SMBYW04 devices are housed in SOD-6 and SOD-15 packages, respectively, and have a forward voltage drop of only 0.85V at rated current and at 25°C. Maximum average forward currents are 2 and 4A, respectively. Forward recovery time is typically 30 nsec for the 02 model and 20 nsec for the 04 model. Maximum reverse recovery time for both devices equals 35 nsec. The SMBYT01 SOD-6 package and SMBYT03 SOD-15 package have maximum average forward current ratings of 1 and 3A, respectively. Thermal resistance for the units housed in SOD-6 is 25°C/W; for the SOD-15, thermal resistance is 20°C/W. From \$0.16 (25,000).

SGS-Thomson Microelectronics, 1000 E Bell Rd, Phoenix, AZ 85022. Phone (602) 867-6100. FAX (602) 867-6290. Circle No. 683



For The Health Of Your Monitoring Systems, Burr-Brown Prescribes PWR13XX.

The DIP DC/DC Converter For Ultra High Isolation: 4000V.

Medical grade isolation is yours with a dose of 1.5 watts of unregulated output power from the PWR13XX. Its dual-in-line package uses only 1 inch² of PC Board space and comes in low prices that are easy to swallow.

Use as needed for applications where system integrity and reliability are critical. No external parts required.

Contact your salesperson for quick delivery.

\$ 21
OEM

CALL 1-800-548-6132 ext. 431
Fax 1-602-741-3895
Write P.O. Box 11400 - Tucson, Arizona 85734

BURR-BROWN®



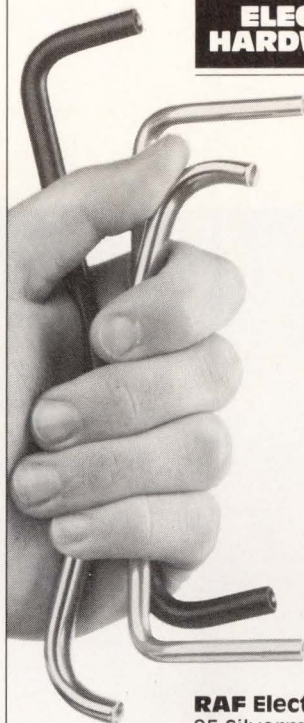
Your Partner in Quality

CIRCLE NO. 65

EDN November 22, 1990

RAF

**ELECTRONIC
HARDWARE, INC.**




We Can Help You Get a Handle On Things

Whether your equipment goes onto racks, panels, cabinets or drawers, RAF offers a variety of attractive, functional handles. Available in round, oval and round offset shapes, these hand-some handles can give a modern, hi-tech look to your equipment. They come in a wide variety of widths and heights. If you can't find the right size, we'll produce handles to your prints. Handles are just one of thousands of electronic hardware types listed in our 160-page catalog. Write or call for a copy today.

RAF Electronic Hardware
95 Silvermine Road, Seymour, CT 06483
(203) 888-2133 FAX: (203) 888-9860

CIRCLE NO. 69

AUDIO PRO



Introducing... CD quality, stereo high fidelity, digital audio you record and playback on your PC-AT/286/386/Model 30 or compatible.

Featuring... real time direct to disk data transfer... 16-bit resolution... 20Hz to 20kHz audio response... 0.005% THD... 6.25 to 50kHz programmable sample rate... 92dB dynamic range... 90db s/n... digital input... 4 to 1 ADPCM compression.

Use for digital audio recording, editing, mastering and transmission in broadcasting, entertainment systems, film production, audio/visual presentations and interactive CDI/DVI systems.

If you're an audiophile with microcomputer resources call 1-800-338-4231 (ex. CA.) for details on our Audio Pro... the Series 2/Model SX-10.

**ANTEX
ELECTRONICS**

16100 S. Figueroa St. • Gardena, CA 90248 • Tel (213) 532-3092 • FAX (213) 532-8509

CIRCLE NO. 67

STATEMENT OF OWNERSHIP

Statement of Ownership, Management and Circulation required by the Act of Congress of August 24, 1912, as Amended by the Acts of March 3 and July 12, 1946 and October 23, 1962 (Title 39 United States Code, Section 3685) of EDN® (USPS 074-090), published biweekly with 2 additional issues a month except for Feb. & Sept. which have 3 additional issues and July and Dec. which have 1 additional issue, (50 issues annually), at 44 Cook St., Denver, CO 80206 for October 1990. Annual Rates: \$109.95; \$165 Surface, \$135 Can./Mex.; \$165 Europe Air Mail.

- Names and complete addresses of the Publisher, Editor and Managing Editor are: Vice President and Publisher, Peter D. Coley, 275 Washington Street, Newton, MA 02158. Editor, Jonathan Titus, 275 Washington Street, Newton, MA 02158. Managing Editor, Joan Morrow Lynch, 275 Washington Street, Boston, MA 02158.
- The owner is Cahners Publishing Co., A Division of Reed Publishing USA, 275 Washington Street, Newton, MA 02158.
- The known bondholders, mortgages, and other security holders owning or holding 1 percent or more of total amount of bonds, mortgages, or other security are: None.

Extent and Nature of Circulation

	Average No. Copies Each Issue During Preceding 12 Months	Actual No. Copies of Single Issue Published Nearest to Filing Date
A. Total No. Copies (Net Press Run)	140,481	162,877
B. Paid and/or Requested Circulation		
1. Sales through dealers & carriers, street vendors and counter sales	None	None
2. Mail Subscriptions (Paid and/or Requested)	136,596	157,435
C. Total Paid and/or Requested Circulation	136,596	157,435
D. Free distribution by mail, carrier, or other means samples, complimentary, and other free copies	2,612	4,148
E. Total Distribution (Sum of C & D)	139,208	161,583
F. Copies not distributed		
1. Office use, left over, unaccounted, spoiled after printing	1,273	1,294
2. Returns from news agents	None	None
G. Total	140,481	162,877

I certify that the statements made by me above are correct and complete. John Scheunemann, Distribution Manager.

Crystal Clear LCD Modules

CRYSTAL CLEAR
HANTRONIX LCD

Hantronix, Inc. has for immediate delivery, a large variety of high-resolution LCD modules. Our wide selection of formats include:

1 x 8	1 x 16	1 x 20	1 x 24	1 x 32	1 x 40	1 x 80
	2 x 16	2 x 20	2 x 24	2 x 32	2 x 40	
	4 x 16	4 x 20			4 x 40	

Also available are:

- Super Twist Models
- Positive or Negative Types
- E/L or LED Backlight
- Wide Viewing Angles
- Extended Operating Temperatures (-20°C - 70°C)
- Various Character Heights
- Custom Models
- Graphic Modules

For more information on our high-quality and moderately priced LCD modules, call or write:




HANTRONIX, INC.


250 Santa Ana Court
Sunnyvale, CA 94086
Tel: (408) 736-3191 • Telex: 880165 • Fax: (408) 749-0477

CIRCLE NO. 68

SIEMENS




Higher Intelligence.



**Siemens puts
the work in
workstations.
From Sea of
Gates to RISC.
Armonk to Zurich.**

Siemens, the European leader in 4 Megabit technology, offers a diverse line of ICs for workstation, PC, and embedded control applications.


For example, our 25 MIPS, 32-bit RISC microprocessor, based on the industry standard MIPS® architecture. Or our SAB 80286 microprocessor, running up to 16 MHz. But



microprocessors are just the beginning.

Our Advanced DMA controller for 16-bit and 32-bit applications, SAB 82258A, can enhance graphic systems, communication processors or SCSI modules. Giving you an unequalled combination of transfer power and intelligent transfer control.

And for the optimal low-cost, high-speed micro-controller solution, Siemens offers you a performance range from 1 to 10 MIPS. To drive up your system speed, without driving up your system cost.



Siemens offers you a wide array of quality products with the European content for the Common Market in 1992. And for our customers who have manufacturing needs elsewhere, Siemens operates 173 plants in 35 countries worldwide. Permitting you to design systems reflecting a higher intelligence.

For details, call (800) 456-9229, or write Siemens Components, Inc. 2191 Laurelwood Road Santa Clara, CA 95054-1514. Ask for literature package M14A008.



**Siemens
Practical Solutions by Design.**

© 1990 Siemens Components, Inc. M14A008. MIPS is a registered trademark of MIPS Computer Systems, Inc.

EDN PRODUCT MART

This advertising is for new and current products.

Please circle Reader Service number
for additional information from manufacturers.

DS-51



\$950


8051 IN-CIRCUIT EMULATOR

- Real-time and transparent Development System
 - Serially linked to PC's and compatibles
 - 64 Kbyte Internal Data and 64 Kbyte Internal Code Memory
 - Symbolic Debugger, On-line Assembler and Disassembler
 - C and PLM support with source and code windows
- AVAILABLE: 32K-DEEP TRACE \$800, EPROM PROGRAMMER \$250

Visit us at **ELECTRONICA 90 - Hall 20 OG Stand C31 - MUNICH**

CEIBO 105 GLEASON RD. LEXINGTON MA 02173
TEL: 617-863-9927 FAX: 617-863-9649

CIRCLE NO 325



"The Best 8051 Emulator"

NEW

30 MHz

REAL-TIME



5 ft. cable

8051

SEE EEM 89/90
Pages D 1324-1326

PC based emulators for the 8051 family

8031, 8032, 8051, 8052, 80C152/154/321/451/452/51FA/51GB/515/517/53/537/552/562/652/851, 80532, 83C451/552/652/751/752/851, 8344, 87C451/552/751/752, 8751, 8752, DS5000 + CMOS... more.

- PC plug-in boards or RS-232 box.
- Up to 30 MHz real-time emulation.
- Full Source-level Debugger w/complete C-variable support.
- 48 bit wide, 16K deep trace, with "source line trace."
- "Bond-out" pods for 8051, 83C552, 83C451, 83C652, 83C751, 80C515/80C517, 83C752.

Prices: 32K Emulator 8031 \$1790; 4K Trace \$1495*

CALL OR WRITE FOR FREE DEMO DISK!
Ask about our demo VIDEO

NOHAU
CORPORATION


51 E. Campbell Avenue
Campbell, CA 95008
FAX (408) 378-7869
(408) 866-1820

*US only

CIRCLE NO 326

Transfer and condition valuable signals from your instrument to your data base with the reliable, economical MOSTEC DC Isolating Amplifier/Line Conditioner Type M8742

- Test Isolation Voltage 2500 VAC
- Gain Error < 0.05%
- Zero Offset < 0.05%
- Temperature Coefficient typ. 50 ppm
- Common Mode Rejection Ratio typ. 140 dB/DC
- Bandwidth 10 Hz/~ 3 dB
- Power 115 VAC
- "Snap-on" Case For DIN 46277 Rails
- Warranty 2 Years
- Delivery From Stock, 3 Weeks



Input Signal	Output Signal	Type	Price
0-1 V	0-1 V	M8742-1	\$ 249-
0-1 V	0-10 V	M8742-2	\$ 249-
0-1 V	0-20 mA	M8742-3	\$ 249-
0-1 V	4-20 mA	M8742-4	\$ 249-
0-10 V	0-1 V	M8742-5	\$ 249-
0-10 V	0-10 V	M8742-6	\$ 249-
0-10 V	0-20 mA	M8742-7	\$ 249-
0-10 V	4-20 mA	M8742-8	\$ 249-
0-20 mA	0-1 V	M8742-9	\$ 249-
0-20 mA	0-10 V	M8742-10	\$ 249-
0-20 mA	0-20 mA	M8742-11	\$ 249-
0-20 mA	4-20 mA	M8742-12	\$ 249-
4-20 mA	0-1 V	M8742-13	\$ 249-
4-20 mA	0-10 V	M8742-14	\$ 249-
4-20 mA	0-20 mA	M8742-15	\$ 249-
4-20 mA	4-20 mA	M8742-16	\$ 249-
" "	" "	M8742-17	\$ 299-

* User specify range (Input/Output)

Option 1, supply voltage 230 VAC \$ 14.-
Option 2, supply voltage 24 VAC \$ 11.-
Option 3, DC-supply voltage (specify range) \$ 49.-

RAM SCIENTIFIC

Phone: (609) 799-6336
P.O. Box 2157, Princeton, NJ 08543 Fax: (609) 921-9020

CIRCLE NO 327

LOW COST Data Acquisition Cards for PC/XT/AT



12 Bit A/D & D/A [PCL711S] \$295

- A/D converter: 8 single-ended channels; Uses AD574 device; Conversion time is less than 25 μ s; Input range: $\pm 5V$; Software Trigger Mode only.
- D/A converter: 2 channels; 12 bit resolution; 0 to $\pm 5/10V$ Output Range.
- Digital I/O: 16 In/Out (TTL compatible); External Wiring Terminal Board incl.
- Utility Routines and Demo/Sample Programs for BASIC and Quick-BASIC.

12 Bit A/D & D/A [PCL812] \$395

- A/D converter: 16 single ended inputs; Uses AD574; Conversion time less than 25 μ s; Built-in programmable pacer; Input Ranges: $\pm 10V$, $\pm 5V$, $\pm 1V$.
- D/A converter: 2 channels; 12 bit resolution; Output Range 0-5V.
- Digital I/O: 16 In/Out (TTL compatible); Programmable Counter/Timer (8254).
- DMA and interrupt capability; Utility software and sample program in BASIC.

Fast 12 Bit A/D/A [PCL718] \$795

- A/D converter: 16 single ended or 8 differential channels; 12 bits resolution; Programmable scan rate; Built-in Interrupt and DMA control circuitry; Conversion speed 60,000 smp/see (standard), 100,000 smp/see (optional).
- Input Ranges: Bipolar: $\pm 10V$, $\pm 5V$, $\pm 2.5V$, $\pm 1V$, $\pm 0.5V$; Unipolar: 10.5, 2, 1V
- D/A converter: 2 channels; Resolution: 12 bits; Settling time: 5 μ s; $\pm 5V$.
- Digital I/O: 16 In/Out (TTL compatible); Programmable Counter/Timer (8254).
- Software: Utility software for BASIC & QuickBASIC included. Sample prgm. Supported by LabDAS, ASSYST, LABTECH, UnkeScope.

6 Channel 12 bit D/A [PCL726] \$495

- Output Ranges: 0 to $\pm 5V$, 0 to $\pm 10V$, $\pm 5V$, $\pm 10V$, or sink 4-20mA.
- Settling time: 70 μ s. Linearity: $\pm 1/2$ bit. Voltage output drive capacity: $\pm 5mA$.
- Digital I/O: 16 digital input and 16 digital outputs (TTL compatible).



B&C MICROSYSTEMS INC.
750 N. Pastoria Ave., Sunnyvale, CA 94086 USA
TEL: (408) 730-5511 FAX: (408) 730-5521

CIRCLE NO 328

UNIVERSAL PROGRAMMER



30 Day
Money Back
1 Year Warranty

- Programs PLD (PAL, PEEL, EPLD, EEPD, FPLD, GAL), EPROM (up to 4MBits), BIPOLAR PROM, & Microcontroller
- Tests TTL/CMOS Logic & DiS Ram
- Reliable and fast programming with Normal, Intelligent, Interactive, Quick pulse algorithms
- Accepts JEDEC, INTEL Extended HEX, Motorola S, Tektronix HEX, Binary formats
- Manages 8, 16, and 32-bit word split
- Supports most compilers in JEDEC format
- Software controlled 40-pin universal device programmer
- Interfaces with the IBM PC/XT/AT/386 or compatibles
- High speed parallel interface card to PC

XELTEK

764 San Aleso Ave., Sunnyvale, CA 94086
Tel (408) 745-7974 Fax (408) 745-1401

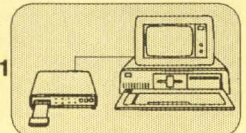
COD, VISA, MC, AMEX

CIRCLE NO 329

NEW! 8051/52 family In-Circuit Emulators

The most advanced 8051 ICE on the market

80C31/52/c154
80515/c535
80C552/652/451
80C751/752
80C152/51FA



- Source level debugger for PL/M-51 and C-51
- IBM-PC/XT/AT windowing interface w/mouse
- Complex Hardware real-time breakpoints
- Breaks on SFRs and Internal Data RD/WR
- 32k*80 hardware Trace Buffer with filtering
- Performance analysis with histograms
- Hardware Pass counters, 8 level sequencer
- Interchangeable Pods for other uControllers

SIGNUM SYSTEMS

171 E. Th. Oaks Bl., Thousand Oaks CA 91360
(805) 371-4608 telex: 362439

CIRCLE NO 330

To advertise in Product Mart, call Joanne Dorian, 212/463-6415

ICs PROMPT DELIVERY!!!
 SAME DAY SHIPPING (USUALLY)
 QUANTITY ONE PRICES SHOWN FOR OCT. 28, 1990

OUTSIDE OKLAHOMA: NO SALES TAX

DYNAMIC RAM

4M Board for hp LJ's w/2MB	\$170.00
SIMM 2M IBM PS/2 Model 70	175.00
SIMM 1M AST Prem386/33MHz	125.00
SIMM 1Mx9 80 ns	53.00
SIMM 256Kx9 100 ns	20.00
1Mbit 1Mx1 60 ns	10.95
1Mbit 1Mx1 80 ns	5.95
41256 256Kx1 80 ns	2.85
41256 256Kx1 100 ns	2.05
41256 256Kx1 120 ns	1.85
4464 64Kx4 100 ns	2.00
41264* 64Kx4 100 ns	5.95

EPROM

27C1000 128Kx8 200 ns	\$15.00
27C512 64Kx8 120 ns	5.25
27256 32Kx8 150 ns	6.75
27128 16Kx8 250 ns	3.75

STATIC RAM

62256P-10 32Kx8 100 ns	\$6.50
6264P-12 8Kx8 120 ns	4.25

OPEN 6 DAYS, 7:30 AM-10 PM: SHIP VIA FED-EX ON SAT.

SAT DEL ON FED-EX ORDERS RECEIVED BY: 9:25 AM '90
 Th: \$2 \$6.25 '1 lb
 Fr: P-1 \$17.00 '1 lb
 COD AVAILABLE

MasterCard/VISA or UPS CASH COD
 MICROPROCESSORS UNLIMITED, INC.
 24,000 S. Peoria Ave.
 BEGG'S CK. 74421 (918) 267-4961
 No minimum order. Please note: prices subject to change!
 Shipping, insurance extra, up to \$1 for packing materials.

CIRCLE NO 331

PROTOTYPING ADAPTORS



BY THE HUNDREDS

Our line of prototyping adaptors for VLSI devices including PGA, PLCC, LCC, ZIP, DIP and Quad Flat PAK is the most extensive available in the industry. These devices allow easy prototyping of these difficult to handle devices. Pins and sockets used are gold plated and of the highest quality. Parts are available in soldertail or with 3 level wirewrap pins. All types of wirewrap panels are covered. Ask about our custom design services for unique solutions in packaging.

IRONWOOD ELECTRONICS
 P.O. BOX 21151, ST. PAUL, MN 55121
 (612) 431-7025; FAX (612) 432-8616



CIRCLE NO 332

Cross-32 Meta Assembler

Table based absolute macro cross-assembler using the manufacturer's assembly mnemonics.

Includes manual and MS-DOS assembler disk with tables for all of the following processors:

1802	64180	65C02	65816
6801	6805	6809	68HC11
68000	80186	COP400	COP800
8048	8051	8085	8096
TMS320	TMS370	S8/Z8	Z80/Z180

Users can create tables for other processors!


Generates listing, symbol table and binary, Intel, or Motorola hexcode.

Free worldwide airmail shipping & handling.

Check, PO: US\$199 MC/VISA: CN\$249

Universal Cross-Assembler
 POB 6158, Saint John, NB
 Canada E2L 4R6
 Voice/Fax: (506)847-0681

CIRCLE NO 333



IEEE-488 (HP-IB, GP-IB)
 cards, cables, and software for the PC/AT/386, EISA Micro Channel and NuBus. Used and recommended by thousands of companies.

ceec Capital Equipment Corp.
 Burlington, MA. 01803
 Informative catalog 800-234-4232
 Applications help (617) 273-1818

CIRCLE NO 334

UNIVERSAL PROGRAMMER & TESTER

FOR PC XT/AT/386

\$695

INCLUDES:

1. Main Module
2. SAC-201 card & D-25 cable
3. Manual
4. Software

MODEL: ALL-03

- E(E)PROMs general
- NMOS & CMOS (16k to 512k, 1M to 4M BITS)
- BIPOLAR PROMs
- PAL, CMOS PAL, GAL, PEEL, EPLD, FPL
- Microcomputer (8748, 8751, 87C51 & Z8 series)
- IC TEST (TTL 74/54 & 40/45 series)
- MEMORY TEST
- HEX TO BINARY code converter for INTEL 80/86 HEX
- MOTOROLA S1/S2 HEX and TEKTRONICS HEX
- HIGH SPEED
- 40 PIN test socket with 40 sets of software controlled circuit, 40 sets of programmable
- "GO" KEY & "GOOD" — LED permit stand alone machine operation
- 4 SOCKET ADAPTER (OPTION) — 1 Year Warranty & 30 Days Money Back Guarantee —

TEL: 408-748-8491 FAX: 748-8492
 ORDER ONLY 1-800-633-3449

C&J MICRONICS
 1400 Coleman Ave., #D-13, Santa Clara, CA 95050

CIRCLE NO 335



Schematic Capture for the Macintosh


DESIGNWORKS

Schematic features Menu-driven, mouse-controlled operations • cut/copy/paste between circuits • right-angle rubberbanding. **Digital simulation** 13-state, event-driven simulation • logic analyzer-style timing window • PLD support. **Libraries** Fully-simulated 7400, 4000, 10K series, PLDs, PROMs and RAMs, non-simulated analog and discrete components • User-definable, simulated custom symbols. **Interfaces** Formats for Douglas CAD/CAM, Cadnetix, Calay, Orcad, Tango, Racal Redac, Spice. • user-definable printers, dot-matrix printers, HP, Houston, Roland pen plotters. **Requirements** Macintosh Plus, SE, II, Ix, Iicx, or Iici.

CALL (604) 669-6343 FOR YOUR FREE DEMO DISK TODAY.

CAPILANO COMPUTING SYSTEMS LTD.


CIRCLE NO 336



20 MHz 286 CPU CARD — \$595

- 2 Serial/1 Parallel Ports
- Up to 4 Meg DRAM: 0/1 WS
- Low Power 6-layer PCB
- Award BIOS — Norton SI 21.1
- Optional 287 Co-Processor
- Small Size (XT-Form Factor)
- User Replaceable Battery
- Made in USA
- \$595 qty 10 w/OK

TEMPUSTECH, INC.
 295 Airport Road
 Naples, FL 33942
 1-800-634-0701



CIRCLE NO 337



NEW PRODUCT!

dV * Timing Diagram
 dt Accelerator

The Digital Designer's Spreadsheet!

- Create timing diagrams in minutes
- Get effective tradeoffs on memory, wait states and logic speeds
- Analyze worst-case uncertainty
- Display available time between edges
- Create timing documentation quickly and easily

CALL Doctor Design for your FREE DEMO!
619-457-4545
 5415 Oberlin Drive, San Diego, CA 92121

CIRCLE NO 338

Touch!



TekTouch™, our analog capacitive touch screen, has six UL certifications. Its rugged construction allows it to stand up to harsh environments and heavy-use applications, but its exceptional optics make it ideal for more delicate uses, such as medical equipment.

We've got the best touch. Send drawings of your projects for a quotation and we'll prove it.


The Graphics Technology Company, Inc.
 5524 Bee Caves Road
 Austin, Texas 78746
 FAX: (800) 962-3860
 Telephone: (512) 328-9284



CIRCLE NO 339

To advertise in Product Mart, call Joanne Dorian, 212/463-6415

\$249. TERMINAL



- Featuring
- Standard RS-232 Serial Asynchronous ASCII Communications
 - 48 Character LCD Display (2 Lines of 24 Each)
 - 24 Key Membrane Keyboard with embossed graphics
 - Ten key numeric array plus 8 programmable function keys
 - Optional RS-422 multidrop protocol mode
 - Keyboard selectable SET UP features — baud rates, parity, etc.
 - Size (5.625" W x 6.9" D x 1.75" H). Weight 1.25 lbs.
 - 5 x 7 Dot Matrix font with underline cursor
 - Displays 96 Character ASCII Set (upper and lower case)
 - Optional Bar Code Wand (shown)

COMPUTERWISE, INC.

302 N. Winchester • Olathe, KS 66062 • 800-255-3739 • FAX (913) 829-0810

CIRCLE NO 340

8051



MetaLink™...Originators of the PC Based 8051 Emulator

We have more 8051 emulators than anyone in the world: 8031, 8051, 8032, 8052, 8344, 8044, 80C152JA/UB/JC/JD, 80C152JA/JC, 80C452, 80C51FA, 8051S, 8053S, 80512, 80532, 80513, 80C517, 80C521, 80C541, 80C321, 80532, 80C154, 80C451, 80C552, 80C562, 80C652, 80C751, 80C752, 80C537, CMOS, EPROMs, OTPs

Call or write for Free demo diskette
1-800-METAICE®

MetaLink Corporation

MetaLink Corporation P.O. Box 1329, Chandler, AZ 85244-1329
(602)926-0797 FAX: (602)926-1198 TELEX:4988050 MTLNK
*Price in U.S. list


PC BASED EMULATORS

- Source Level Debug for PL/M and 'C'
- Source Level trace
- Debug with symbols, not HEX data
- Source Level disassembly with in-line assembler
- Interchangeable probe cards
- Up to 128K emulation memory
- 20 MHz real-time emulation
- Up to 4K trace buffer
- Performance analyzer
- TRUE 8051 Emulation including all I/O ports, idle, power down, DMA, and WatchDog timers at NO additional cost
- Breaks set symbolically
- Fully documented
- Serially linked to PC
- OEM supplier to 8051 IC manufacturers
- Unlimited FREE technical support
- From \$1495*

NOW 80C552 & 80C517 SUPPORT

CIRCLE NO 341

PC Communications Coprocessors



Our communications coprocessors offload serial and parallel communications tasks from PC's used in dedicated applications. RS232 and RS485 style communications. Easily programmed using C. A memory mapped interface to the host PC allows high speed data transfer and simple buffer schemes. From 64k to 512k of memory local to the coprocessor but accessible from the host PC. Used in many industrial and business systems to dramatically improve performance compared to standard PC serial port implementations.

Z-World Engineering

1340 Covell Blvd., Davis, CA 95616

(916) 753-3722

Fax: (916) 753-5141

CIRCLE NO 343

68HC11

New Features:

64 K hardware breakpoints. Breaks on Address, address range, and Data RD/WR.



PC based real-time ICE. Easy to use, low cost & high performance. Complete development support for single-chip & expanded modes. Complex real-time hardware breakpoints. Symbolic debugger. Windowed user interface. Data watch windows for memory, registers & stack. On-line assembler, disassembler, single-step and trace commands. Logic analyzer trigger output. 115.2K bps RS-232C link.

30 day money back guarantee.

WICE 68HC11 emulator

Regular price: \$795.00

* For first 25 customers only

52 PLCC to 48 DIP adapter \$55

Call: (708) 894-1440

\$595.00*

(Introductory price)

Wytec

Suite 140

185C East Lake Street

Bloomington, IL 60108

Z8


WICE Z8 emulator (complete system) \$995

86C08,09 18 pin adapter w/analog comparators \$55

U.K. dist., Merwood Engineering, Tel: (0253)827787

Distributors for the Far East wanted

CIRCLE NO 344



STEP MOTOR CONTROL

27K steps/sec! 16 Million steps!

New CY545. Rates up to 27K steps/sec, up to 16 million steps per single motion. Separately programmable start rate, accel/decel rate, and max rate. Pulse & direction output. External jog mode and limit switch detection. Serial or parallel interface, LED/LCD & Thumbwheel interface lines, and more. ASCII commands. Supports 64K external memory. CMOS 40-pin DIP. \$75 each (\$25/1000). Credit Cards OK.



Cybernetic Micro Systems

Box 3000, San Gregorio CA 94074

(415)726-3000 Tlx: 910-350-5842

CIRCLE NO 346

SLASH Test and Debug Time!



OMNILAB PROGRAMMABLE TEST STATIONS FOR MIXED ANALOG & DIGITAL CIRCUITRY

- Graphical interface for easy test set-up.
- Simple automatic test sequence generation.
- Trigger on intermittent fault conditions first time, every time.
- Capture compare, playback analog and digital signals.

OMNILAB E-SERIES FEATURES:

- 100 MHz, 204 MS/s DSO
- Logic Analyzer to 96 channels
- 24-bit Digital Output Generator
- Arbitrary Analog Waveform Generator
- 500 MHz Frequency Counter

Toll Free 800/729/7700 or 415/327/8800

ORION INSTRUMENTS

180 Independence Dr., Menlo Park, CA 94025


CIRCLE NO 347

Palm-Sized Embedded Controller

The 5080 is an easy to use embedded controller. It is suited for applications where small size, rugged packaging, wide temperature range, and low cost are important factors. Industrial control, operator interface, communications, and operating system all on one card. Use stand-alone or access variety of industrial I/O.

"Instant on" mode lets you write your program, test it and save it in EEPROM. The CAMBASIC™ multitasking software supports all hardware features. Use your PC for writing and editing convenience.

- EEPROM programmer
- 128K static RAM
- Expandable industrial I/O
- 24 Digital I/O lines
- 2 Serial ports
- Display & keypad ports
- 6 High current outputs
- Drives opto module racks
- Network up to 32 systems
- Low power; -20° to 65° C




New 80 Page Catalog! Call 303-430-1500

OCTAGON SYSTEMS CORPORATION
6510 W. 91st Ave., Westminster, CO 80030

CIRCLE NO 342

Small But Mighty High Level Language and Math Library On a Tiny I/O-Rich Microcontroller



- 44 I/O Lines
- Floating Point Math
- Multitasking 68HC11
- 64K ROM, 128K RAM
- Resident Debugger

All the software you need for data acquisition, control, and instrumentation: high level FORTH language, assembler, debugging tools, multitasker, and extensive matrix math library including FFT and equation solution — all on the board.

Low power I/O-rich hardware: 8 A/D, 24 digital and 8 timer-controlled I/O lines, 2 serial links, 128K battery-backed RAM, only 300 mW, 3"x4".


The QED Board: OEM versions from \$495 (100s).

Mosaic Industries Inc. 415/790-1255
5437 Central Ave. Suite 1, Newark, CA 94560

CIRCLE NO 345

Telecom Design!

TELEPHONE/COMPUTER INTERFACE



T-310 Telephone Access Unit with 2-way Touchtone/ASCII conversion:

- **Intelligent dialer** for PCs and other DTE devices. Responds to call progress tones, voice, and other calling signals. ASCII controlled DTMF and audio input.
- **Intelligent answering device** reports incoming rings for auto or commanded answer. Answer tone, audio port, and DTMF to ASCII conversion for remote phone data entry.

For more info call: **1-800-426-3926**
(In Washington State: 206-827-9626)


TEL TONE®

10801-120th Avenue NE, Kirkland, WA 98033

CIRCLE NO 348

To advertise in Product Mart, call Joanne Dorian, 212/463-6415

**80C31 BASED
SINGLE BOARD COMPUTER**



The CP-11 is based on the popular 68HC11 microcontroller on a chip. The board measures 3.5 by 5.5 inches and offers the following features: 32K bytes of EPROM, 28K bytes of RAM, 512 bytes of EEPROM, 8-channel/8 bit A/D converter, three available 8-bit parallel ports, three UART's (two of which are RS-232 buffered), +5V only power requirement, and processor supervisory circuit. We also have boards and software supporting the 8051, 80535, 8096, and 80C196 MCU's.

ALLEN SYSTEMS

2346 Brandon Road, Columbus, Ohio 43221
614-488-7122

CIRCLE NO 349

**100 MHz Waveform
Digitizer**



STR*8100

STR*832

STR*825

**The fastest A/D boards for
your data acquisition needs.**

- transient rates of 25, 32, and 100 MHz at 8 bits
- time equivalent sampling rates up to 800 MHz
- bus interface allows 1.5 MHz throughput rates
- many trigger modes; 64K memory per channel
- XT, AT & 386 compatible; prices from \$1750
- free drivers and digital oscilloscope software
- perfect for radar, ultrasound, ATE, robotics . . .

SONOTEK

8700 Morrisette Drive, Springfield, Virginia 22152
703-440-0222 ■ Telex 910-250-5257 ■ Fax 703-440-9512

CIRCLE NO 350

**WORLD'S
SMALLEST
SMT QUARTZ CRYSTALS
and
CLOCK OSCILLATORS**

212-
505-4179

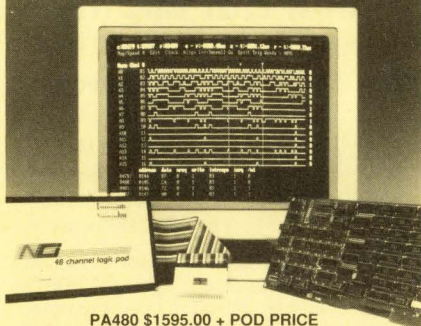
- 10kHz-32MHz
- ceramic & metal packages
- hermetically-sealed
- hi-temp mounting
- tape & reel
- thru-hole versions
- shock resistant



FREE CATALOG

CIRCLE NO 751

48 CHANNEL 25 MHz LOGIC ANALYZER



PA480 \$1595.00 + POD PRICE


*New windows 3.0 compatible software.

- 48 Chnrls @25MHz x 4K word deep
- 16 Trigger words/16 level Trigger Sequence
- Storage and recall of traces/setups to disk
- Disassemblers available for: 68000, 8088, 8086, 6801, 6811, Z80, 8085, 6502, 6809, 6303, 8031

NCI □ 6438 UNIVERSITY DRIVE,
HUNTSVILLE, AL 35806
(205) 837-6667

CIRCLE NO 752

**HIGH RESOLUTION
FRAME GRABBER**




SILICON VIDEO MUX is a single-board frame grabber that provides the PC AT with an interface to high-bandwidth, high-resolution video sources. Up to 8000 pixels per line and 1020 lines per field are supported. An adaptable timing generator allows digitization from line-scan and area-scan devices, as well as from medical equipment and videotape players.

EPIX Inc.

310 Anthony Trail
Northbrook, IL 60062
708-498-4002 FAX 708-498-4321

CIRCLE NO 753



PC/AT™ COMPATIBILITY ON MULTIBUS

In 1989 our MAT286™ SBC brought PC-DOS to Multibus I. Since then no competitor has come close in terms of features, price, or technical support. We've added capabilities, such as 8 megabytes of onboard EPROM capacity, MATXSSD Solid-State Disk software, EMS 4.0, and low power CMOS components. Now we are announcing our new MATxSYSIO2 daughter-card with 16-bit VGA and LCD flat-panel interfaces, 1-1 interleave MFM/RLI ST506 hard-disk/floppy disk controller, and a PC/AT Bus short-card adaptor. And, yes, we are working on MAT386, the 386-based Multibus AT that will be compatible with the 286-based standard, MAT286.

Phone (408) 253-0250 for more information.

Single Board Solutions, Inc.

20045 Stevens Creek Blvd, Cupertino, CA 95014
PC/AT™ IBM

CIRCLE NO 754

**Synchronous
Communication
Boards for AT**

Quatech synchronous/asynchronous serial boards for PC-AT and compatibles support RS-232, RS-422, and RS-485 communication.

Call for our free
PC Interface Handbook:

1-800-553-1170



662 Wolf Ledges Parkway
Akron, OH 44311

PC-AT and PC are registered trademarks of IBM Corp.

CIRCLE NO 755

**RS-422/RS-485
Boards for AT,
Micro Channel**

RS-422/RS-485 asynchronous serial communication boards from Quatech available in 1 to 4 ports for PC-AT and compatibles and 1 to 4 ports for PS/2 Micro Channel.

Call for our free
PC Interface Handbook:

1-800-553-1170



662 Wolf Ledges Parkway
Akron, OH 44311

PC-AT, Micro Channel, and PS/2 are trademarks or registered trademarks of IBM Corp.

CIRCLE NO 756

**Wave Form
20MHz - 32K
\$1290**

The WSB-100 Wave Form Synthesizer Board from Quatech has the best set of numbers in the market. With speed to 20MHz and a 32K memory at \$1290, it's making waves in more ways than one. The WSB-100 is also a star performer as a digital pulse/word generator with the optional digital module.

Call for our free
PC Interface Handbook


1-800-553-1170



662 Wolf Ledges Parkway
Akron, OH 44311

CIRCLE NO 757

To advertise in Product Mart, call Joanne Dorian, 212/463-6415



EPROM Emulator V3.0

- Save Time with Direct Downloads to Your Target System.
- Emulates 2716/32/64/128/256/512 EPROMS.
- Battery Backed Memory. • Edit Commands.
- Target Reset Lines.
- Includes 24 and 28 pin adapters, serial port cable, and PC Communication Software.

* Call today for a FREE technical bulletin *


MCC MICRO COMPUTER CONTROL
Software Development Tools

PO Box 714, Melville, NY 11747 • Tel (516) 454-6469 FAX (516) 454-1648

CIRCLE NO 758

EPROM/MICRO PROGRAMMER FRIENDLY S/W, UPGRADABLE H/W

- Industrial Quality • 1-2-3 Style S/W
- Fast PC Interface via Standard Parallel Port
- Field Upgradable From One Model To Another
- IC Manufacturers Approved • Made in USA



PLEASE CALL
1-800-627-2456
FAX
(408) 736-2503

(FU = Field Upgradable)

	24, 28-pin EPROMs	32-pin EPROMs	40-pin EPROMs	8741, 42, 48, 49 8751, 52, 53, ...
PILOT-145 \$995	YES	YES	YES	YES
PILOT-144 \$795	YES	YES	YES	FU
PILOT-143 \$595	YES	YES	FU	FU
PILOT-142 \$495	YES	FU	FU	FU



ADVIN SYSTEMS INC.
1050-L East Duane Avenue • Sunnyvale, CA 94086

CIRCLE NO 759

TRANSMISSION-LINE PROBLEMS?



Interactive Transmission-Line Simulator

Designing digital systems? With today's fast edges, chances are good you've got transmission-line problems.

LineSim is a new tool just for transmission-line design.

It features:

- a push-button schematic
- two PCB-impedance calculators
- models for major device families
- an oscilloscope display
- a totally interactive environment

LineSim shows you your signals when it makes the most sense: before you build boards. And it'll teach you more about how transmission lines work than a whole pile of dusty books.

30-day money-back guarantee \$595 Requires IBM PC with EGA.

HyperLynx

P.O. Box 3578 Redmond, WA 98073-3578 (206) 869-2320

CIRCLE NO 760

AT BUS DESIGN

At last, here is the timing book for the XT and AT Bus. Detailed text, tables and diagrams tell you what each signal line is for, what it does and when it does it. All the information is compatible with the IEEE P996 Specification for the ISA (AT) Bus. In addition, the 8 and 16 bit parts of the EISA Bus are included. *AT Bus Design*, by Ed Solari, has over 200 pages, with more than 100 figures and tables. Handy 7" x 9" format, soft cover, \$69.95.

FREE We'll include a free copy of the pocket-sized *XT-AT Handbook* by Choisser and Foster with each *AT Bus Design* book if you tell us where you saw this ad. Of course, this \$9.95 value is also available by itself. Or buy five or more for only \$5.00 each.

VISA 800-462-1042 MasterCard 619-271-9526

Annabooks
12145 Alta Carmel Ct., Suite 250 San Diego, CA 92128
FAX 619-592-0061
Money-back guarantee

CIRCLE NO 761

OrCAD Users

Discover a menu system that saves you time and increases productivity.

The "Intelligent Menu System" ties together all utilities with a user-friendly pop-up menu. And the IMS does not impact valuable working RAM space.

Start using powerful new features:

- Plot spooler
- File view/edit
- Directory manager
- On-line help system
- Easy custom configuration
- Stuff file builder

IMS™ The "Intelligent Menu System"

We guarantee satisfaction or your money back!



Call now for a FREE demo disk
Velotec 800-966-8856

IMS is a trademark of Velotec. OrCAD is a trademark of Orcad Systems Corp.

3156 Unit A, East La Palma, Anaheim, CA 92806
CIRCLE NO 762

Our TI DSP Design Tools Make You a Master Craftsman!

We're the single source for DSP algorithm development and implementation tools for the entire line of Texas Instruments TMS 320 processors — including the TMS C30.

- DSP algorithm and implementation tools: Bansee® (for C30) and Chimera™ (for C25) Systems — offering C-language programming capabilities and fixed or floating point technologies.
- Digital Filter Design Packages (DFDP2)
- Algorithm Development Design Packages (ADP)
- Detailed manuals and support software
- Optional daughter boards
- PC, AT, XT and PS/2 compatibility

Ask for our free information package detailing the full line of ASPI DSP design tools!



Atlanta Signal Processors, Inc.
770 Spring St. • Atlanta, GA 30308
Telephone 404/892-7265

CIRCLE NO 763

New EPROM Programmer



At \$495, Wintek's Universal EPROM Programmer is a low-cost and versatile tool for programming most industry-standard EPROMs

(2716-27256). Since it can operate with an IBM PC, as well as stand alone, the Programmer is ideal for use with PC-based microcomputer development software. Credit cards are welcome.

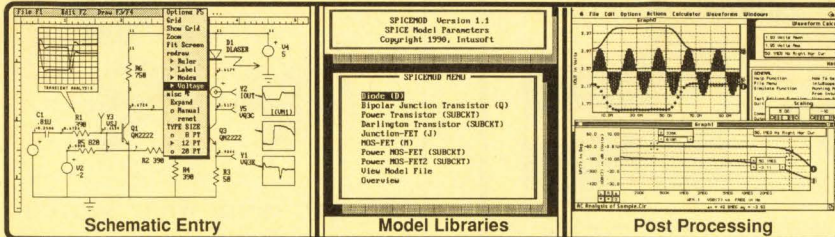
Wintek Corporation

1801 South St., Lafayette, IN 47904
(800) 742-6809 or (317) 742-8428

CIRCLE NO 764

Analog Circuit Simulation

SPICE SOFTWARE FOR PC AND MACINTOSH COMPUTERS



Intusoft brings Schematic Entry, High Performance SPICE Simulation, Extensive Models Libraries, Model Generation From Data Sheets and Graphics Post Processing to the Average User at Affordable Prices. Starting at \$95 for IS-SPICE, complete systems are available for \$790

IS-SPICE \$95, The complete SPICE program for all PC and Macintosh computers. Performs linear and nonlinear DC, AC, Transient, Noise, and Fourier analyses. Special extended memory versions, IS-SPICE/286 \$210, and IS-SPICE/386 \$386, are available allowing large circuits (>3000 components) to be run.

*Mac and Macintosh are registered Trademarks of Apple Computer, Inc.


SPICENET \$295, Schematic Entry program. Generates a complete SPICE netlist usable with any SPICE program.
PRE-SPICE \$200, Extensive model libraries, Analog Behavioral models, Monte Carlo analysis, and Parameter Sweeping.
INTRUSCOPE \$250, Interactive graphical SPICE post processing program. Displays, manipulates, and measures waveforms. Produces report quality hard copy output.
SPICEMOD \$200, SPICE model generation from data sheets. Create an unlimited number of models for Diodes, Transistors, JFETs, MOSFETs, and Power devices.

30 Day Money Back Guarantee
intusoft
Tel. (213) 833-0710 P.O. Box 710 San Pedro, CA 90733-0710
Fax (213) 833-9658

CIRCLE NO 765

To advertise in Product Mart, call Joanne Dorian, 212/463-6415

Industrial & Lab Automation with PCs
ADVANTECH



144-Bit Digital I/O Card

PCL-722 **\$295**


- 144 lines of TTL compatible digital I/O
- Hysteresis input and high capacity output (24mA sink, source 15mA)
- Emulates 8255 PPI (Mode 0) for easy programming
- Read back function to monitor output status
- I/O ports compatible with OPTO22 module racks
- Interrupt handling capability

408-293-6786

1340 Tully Rd., #314, San Jose, CA 95122 FAX 408-293-4697

CIRCLE NO 767

Industrial & Lab Automation with PCs
ADVANTECH



PC-Bus Switch/Extension Card

PCL-756 **\$160**

- No more PC power-off for removing or inserting add-on cards
- Protects mother board while trouble shooting or testing add-on cards
- Fully transparent PC/XT bus extension
- All bus signals buffered
- Easy-to-access ON/OFF control switch
- LED display for power & fuse status

408-293-6786

1340 Tully Rd., #314, San Jose, CA 95122 FAX 408-293-4697

CIRCLE NO 768

Industrial & Lab Automation with PCs
ADVANTECH



PC-Based Universal

PC-UPROG Programmer \$695


- For E/EE/PROMS, PALs, PEELs, FPLAs, GALs, EE/EPLDs and MICROs
- Programs virtually any device up to 40 pins
- 40-pin ZIF socket with all pins individually programmable
- 100% menu driven and user friendly

408-293-6786

1340 Tully Rd., #314, San Jose, CA 95122 FAX 408-293-4697

CIRCLE NO 769

**NEW. TOUGHER
SPECS FOR
FILTER MODULES.**



Compare. Up to 204 kHz. HP, LP, TD. Phase match: $\pm 1^\circ$ max., $\pm 0.25^\circ$ typical. Amplitude match: ± 0.1 dB max., ± 0.03 dB typical. Programmable. You get Precision filter system performance in circuit modules, 2.7" x 4.2" x 0.54". Call or write.



PRECISION FILTERS, INC.

240 Cherry Street, Ithaca, New York 14850.
607-277-3550. Fax 607-277-4466.

CIRCLE NO 770

IEEE 488
*Easiest to use,
GUARANTEED!*


- IBM PC, PS/2, Macintosh, HP, Sun, DEC
- IEEE device drivers for DOS, UNIX, Lotus 1-2-3, VMS, XENIX & Macintosh
- Menu or icon-driven acquisition software
- IEEE analyzers, expanders, extenders, buffers
- Analog I/O, digital I/O, RS-232, RS-422, SCSI, modem & Centronics converters to IEEE 488

Free Catalog & Demo Disks
(216) 439-4091

iotech

iotech • 25971 Cannon Rd. • Cleveland, OH 44146

CIRCLE NO 771



PAL/PROM Programmer Adapters

- Any EPROM programmer designed for DIPs can be converted to accept LCC, PLCC, and SOIC sockets in seconds!
- To program, just insert an Adapt-A-Socket™ between the programmer's DIP socket and the circuit to be programmed.
- Designed to fit all types of EPROM programmers, including Data I/O 120/121A, Stag, Logical Devices, etc.
- Quick turnaround on custom engineering services, if needed. For a free catalog, contact:

Emulation Technology, Inc.
2368-B Walsh Ave. Santa Clara, CA 95051
Phone: 408-982-0660 FAX: 408-982-0664



CIRCLE NO 772

*There is a Difference.
Lifetime Free Updates*

**EP-1140
\$895**




A programmer is not just another programmer. That is why BP Microsystems is committed to bringing our customers the highest quality programmers at an affordable price. This commitment is evident in our EP-1140 E/EPROM programmer supporting thousands of 24, 28, 32, and 40 pin devices. A 32-pin model, EP-1132, is available also for \$695. And, all of our programmers include future chip support at no charge and an unconditional money back guarantee.

BP MICROSYSTEMS
1-800-225-2102
(713) 461-9430

CIRCLE NO 773

FREE SAMPLE



**8PDT "BYTE WIDE" SWITCH
HIGH DENSITY .050" PINOUT
SNAP ACTION GOLD CONTACTS**

Circle reader service number for free sample and complete information about Annulus High Density Switches.

ANNULUS
HIGH DENSITY SWITCHES

Annulus Technical Industries, Inc.
1296 Osprey Drive P.O. Box 7407
Ancaster, Ontario, Canada L9G 4G4
Tel (416) 648-8100 FAX 648-8102

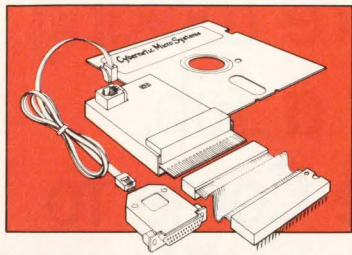
CIRCLE NO 774

**Combine Your
Product Mart Ads**

**In EDN's Magazine
and
News Editions for
higher impact and a
lower rate.**

CIRCLE NO 775

To advertise in Product Mart, call Joanne Dorian, 212/463-6415



8051 Emulator - \$1250

d²ICE is a low cost, Full Speed, real time 8051 Emulator.. Powerful user interface for Hi-level multi-window source code debugging. Uses IBM-PC COM1/2. No Slots! Portable, fits in shirt pocket. Assembler and test bed included.



Cybernetic Micro Systems
PO Box 3000 • San Gregorio CA 94074
Ph: (415) 726-3000 • Fax: (415) 726-3003

CIRCLE NO 776

NEW INTERCONNECT APPLICATIONS MANUAL FROM SAMTEC

SAMTEC's new Interconnect Applications Manual is 16 color pages full of systems that will inspire fresh ideas and great solutions to interconnect problems. Sections include Machined, .025" Square, Board-to Board, Low Profile, .050", Centerline, Cable and Custom Interconnects.




For more information, contact :

Samtec, Inc.
P.O. Box 1147, New Albany, IN 47151-1147
Telephone 812-944-6733, Telefax 812-948-5047

CIRCLE NO 777


LEMO'S NEW CIRCULAR CONNECTOR CATALOG

LEMO's new circular connector catalog highlights expanded shell and insert designs. Insert configurations are available in single, multi or mixed designs including signal, coaxial, triaxial, high voltage, fiber optic and fluidic/pneumatic. Shell styles are available in standard chrome plated brass, anodized aluminum or stainless steel.



P.O. Box 11488, Santa Rosa, CA 95406
Phone (800) 444-LEMO, Fax 707/578-0869

CIRCLE NO 778



Your reliable & economic source for printed circuit boards.

We offer a wide range of double-sided & multilayer PCBs with high reliability fast service, top quality and competitive price. We can help you become more effective & profitable through the next decade. Don't hesitate! Contact us now!


SALES AGENTS WANTED.



GLOBAL PMX CO., LTD.
12TH FL. NO.689, CHUNG SHAN N. RD.
SEC. 5, TAIPEI, TAIWAN, R.O.C.
TEL: 886-2-8356244 FAX: 886-2-8356254

CIRCLE NO 779

EASI-DISK 3 1/2" or 5 1/4" IBM Compatible Floppy Disk System



The Easi-Disk simplifies your data acquisition transfer and retrieval needs completely.

RS-232/GPIB-488
Rugged Portable Package/Battery Option
MS-DOS Driver for "Plug & Run" RS-232
Host or Manually Controlled System
Baud Rate 110 to 38.4K Baud
720K RAM Cartridge Option

Available in various configurations from controller card alone to complete stand-alone systems.

Price is \$795 in single quantities,
OEM quantities discounted.
ADPI also offers 28 other systems
with storage from 360K to 42M

ANALOG & DIGITAL PERIPHERALS, INC.



P.O. BOX 499
TROY, OHIO 45373
PHONE 513/339-2241
FAX 513/339-0070

CIRCLE NO 780

Tango-Schematic Series II.™ It simply works better.

We listened to your suggestions and built the best in PC-based schematic capture. More versatile than ORCAD.™ More features than Schema.™ Easier to use than DASH.™ Thanks to our streamlined interface and integrated approach, Tango-Schematic makes creating complex schematics simple. Compare for yourself.

Tango™

Tango-Schematic features SEDCO™ libraries, with over 8,000 parts guaranteed for accuracy; integrated component creation; true ANSI/IEEE support; forward- and back-annotation; PostScript and DXF output; free tech support; and much more. It's all there for just \$495—guaranteed.




FREE EVALUATION PACKAGE

800 433-7801 619 554-1000 619 554-1019 Fax

ACCEL™ Technologies ■ 6825 Flanders Drive ■ San Diego, CA 92121 USA
International prices may vary. Contact us for the distributor nearest you.

CIRCLE NO 781

PC KEYBOARD INTERFACING



ENCODER

The "Smart-Wye"
Allows switches and keypads to drive PC keyboard input.



ELIMINATOR

The "Phantom Keyboard"
Allows PC boot-up and operation without keyboard.



PO Box 714, Melville, NY • Tel (516) 454-6469 FAX (516) 454-1648
Smart Wye and Phantom Keyboard are trademarks of Vetra Systems Corp.

CIRCLE NO 782

New from VETRA CONVERT between PC KEYBOARD ↔ RS-232


- VIP-331 Smart Pipe™ — Converts RS-232 to standard PC keyboard input.
- VIP-335 Smart Splice™ — Accepts both RS-232 and a keyboard as inputs to PC's keyboard input.
- VIP-341 Reverse Pipe™ — Converts PC keyboard output to RS-232.
- VIP-345 Reverse Splice™ — Feeds a PC keyboard's output to both a PC and an RS-232.
- VIP-411 Smart Ae™ — Encodes discrete or matrix switches to RS-232.

For detailed information, please contact



PO Box 714, Melville, NY 11747
Tel (516) 454-6469 • FAX (516) 454-1648

CIRCLE NO 783



PC BASED UNIVERSAL DEVICE PROGRAMMER

\$695/895

- Programs EE/PROMs, PALs, GALs, EPLDs, MICROS, BIPOLARS, PEELs.
- Software driven pin drivers. DA generated programming voltages (8 bit DACs used to generate voltages from 5-25V with 0.1V resolution for all 40 pins)
- Upgradable for virtually any future programmable devices up to 40 pins.
- Self substituent operation. No additional modules or plug-in adapters required.
- Includes user friendly MEMORY BUFFER FULL SCREEN EDITOR. Commands include: Fill, Move, Insert, Delete, Search, ASCII or HEX entry.
- Friendly Menu-Driven interface. Device selection by P/N and manufacturer.
- Supports 816x512 bit data word formats.
- Programming algorithm: Normal, Intelligent I&H, Quick Pulse Programming.
- Verify operation performed at normal & worst case operating voltage
- Functional test: JEDEC, standard functional testing for logic devices. TTL Logic functional test for 74xx/54xx series devices.
- File formats accepted: JEDEC (full), JEDEC (kernel), Straight Hex, MOS Technology, Motorola Hex, Intel Hex, Tektronix Hex.
- Customer support via voice line, fax & dedicated BBS. Full 1 year warranty.
- Base price \$695 includes Interface card, cable, Memory/Micro/Bipolar library and 1 year free updates. \$895 with additional Logic Device Library.
- Library updates can be received via floppy or Customer Support BBS.



B&C MICROSYSTEMS INC.
750 N. Pastoria Ave., Sunnyvale, CA 94086 USA
TEL: (408) 730-5511 FAX: (408) 730-5521

CIRCLE NO 784

To advertise in Product Mart, call Joanne Dorian, 212/463-6415

TECHNICAL WRITERS NATIONAL OPENINGS

TO \$55,000

Opportunities exist for **Hardware** and **Software Writers** exp'd writing user, application, program, operating system, maintenance, or installation documentation for any of the following;

Mainframes	UNIX	SNA
PC's	'C'	X.25
Workstations	VAX	Telephony
Compilers	LAN	CAD

Positions also exist for **Engineering Writers & Trainers** exp'd writing manuals, test procedures, sw development docs, or component docs or exp'd developing courseware and instructing classes to mil specs and standards.

Call **Michael Dunn 215-667-7700** (collect) or **800-220-JUDG** or send resume to



JUDGE, INC.
Suite 402, 150 Monument Rd.
Bala Cynwyd, Pa. 19004

DIRECT CAREER OPPORTUNITIES with company paid fees & interviewing expenses.

If You're Looking For a Job, You've Come to The Right Place.

EDN CAREER OPPORTUNITIES

Call today for information
on Recruitment Advertising:

East Coast: Janet O. Penn (201) 228-8610
West Coast: Nancy Olbers (603) 436-7565
National: Roberta Renard (201) 228-8602

GaAs LINES FORMING IN CALIFORNIA

Due to the long lines of customers and ever increasing demand for our world leading VLSI GaAs technology and manufacturing capability, Vitesse Semiconductor Corporation is currently seeking qualified and motivated individuals for the following highly visible and technically challenging positions:


- **CAD ENGINEERS**
- **DESIGN ENGINEERS**
- **DIRECTOR WAFER FAB**
- **EQUIPMENT MAINTENANCE MANAGER**
- **FAB SUPERVISORS**
- **MICROPROCESSOR & PERIPHERAL ARCHITECTURE ENGINEER**
- **PACKAGE DESIGN/DEVELOPMENT ENGINEERS**
- **PROCESS DEVELOPMENT AND SUSTAINING ENGINEERS**
- **PRODUCT & TEST ENGINEERS**

Vitesse headquarters are located in Southern California, 40 miles south of Santa Barbara and only minutes from the beach. Our Product Development Center is located in Sunnyvale, California. We offer a generous compensation package including tuition reimbursement and equity participation. If you have a strong interest in GaAs Futures and career acceleration, submit your resume by FAX or mail to: **Vitesse Semiconductor Corporation, 741 Calle Plano, Camarillo, CA 93012, Attn: PhilHelmrich, Dept. EDN 1122. FAX: (805) 987-5896.**



VITESSE
SEMICONDUCTOR CORPORATION

Equal Opportunity Employer



VLSI IS HAPPENING.

The future is something VLSI has been preparing for since our inception. Our application specific products are ahead of their time and because of it, our customers are a step ahead of the competition. Now it's your chance to participate in the excitement.

Because right now, VLSI is happening.

We have opportunities available for the following:

- **Product Engineers**
- **Disk System Engineers**
- **Test Engineers**
- **PC System Engineers**
- **Quality Engineers**

All positions require a minimum of a BSEE and 5-10 years of relevant experience.

We offer a competitive salary and an outstanding benefits package. Please send your resume, indicating position desired, to VLSI Technology, Inc., Professional Staffing, Automotive Operations/Personal Computer Products and Government Divisions, 8375 South River Parkway, Tempe, AZ 85284. Equal Opportunity Employer.



VLSI TECHNOLOGY, INC.
IT'S HAPPENING HERE

Court Fees Not Included.

Intel in Phoenix serves up a broad range of technical opportunities designed to challenge the best of microcomputer professionals. And, if that's not enough, our dry, sunny climate offers the advantages of year-round tennis to keep you challenged on the courts. Unfortunately, court fees aren't included.

Located in the Valley of the Sun, the Chandler facility is Intel's headquarters for VLSI DESIGN (16- and 32-bit embedded PROCESSORS, ASICs, ASSP and standard components), PACKAGE DEVELOPMENT & RELIABILITY, ASSEMBLY & TEST, and FACTORY AUTOMATION.

Design & Design Automation Opportunities

Manager of Library Control

Will manage a group of engineers who will be responsible for the control of multiple cell and VLSI module libraries and CAD tools. Also, will be responsible for program management for the deployment of new library management capabilities and will act as leader in the definition, development and enforcement of these methodology concepts. Requires BS/MSEE or Computer Engineering or related discipline and 5+ years experience in a technical environment managing programs and people. Must be knowledgeable in the use and deployment of configuration management systems or release control systems including managing the design of cell software libraries. A good understanding of VLSI/ASIC design and CAD tools is required.

Senior VLSI Design Engineers

Requires BS/MSEE and 3-8 years VLSI CMOS IC design experience using design automation tools.

CAD Engineers

Requires minimum of BSEE/BSCS and 3+ years experience developing software tools for IC design including modeling, layout, simulation, synthesis and compiler technology.


Marketing Opportunities

Senior Applications Engineers

Will be responsible for generation of technical documentation, training field sales organizations, visiting and supporting customers, and making technical presentations to customers. Will support one of the following product applications: notebook/palmtop personal computers, office automation image processing, military, automotive, consumer. Minimum of BSEE/BSCS (MSEE preferred) with 3-8 years experience designing microprocessor based hardware including a solid background in Assembly language programming and at least one high level language (C is preferred). Experience with Intel architectures and/or a similar 16/32 bit architecture is required.

Military Applications Engineer

Will be responsible for supporting Intel's military application of the 80960 by providing training and technical support to field personnel and customers, writing technical articles, making presentations and helping resolve technical problems. Requires BSEE and 3-5 years experience designing board level systems with 16- or 32-bit microprocessor technology for flight control-inertial navigation type



applications. Must have experience in Assembly language programming and at least one high level language. C is preferred.

Product Marketing Engineers

Requires minimum of BSEE (MSEE/MBA is preferred) and 3+ years experience in the VLSI product marketing industry implementing and developing the following: new product definition and introduction plans, product merchandising/advertising, market research, customer needs analysis, product sales and performance evaluation, competitive analysis, demand forecasting, inventory management, pricing strategies and field training.

Manufacturing Systems Technology Opportunities

COMETS Programmer/Analyst

Requires strong knowledge of COMETS (Workstream), program maintenance, VAX/VMS and CAM background. Project management experience necessary.

AI Software Engineer

Requires BSEE, MSEE or BSCS experience with artificial intelligence concepts. Must have knowledge of LISP and simulation/analysis and strong background in and understanding of manufacturing.

Assembly & Test Opportunities

Senior Manufacturing Systems Engineer

Requires BSEE or BSCIS, "C" language and OS/2 experience. 2+ years experience with robotics and machine vision desired.

Safety Opportunities

Safety Engineer


Requires BS in Safety Engineering or Industrial Hygiene with at least 3 years safety or industrial hygiene experience in the semiconductor industry. Will support the Safety Manager, identify opportunities, assess risks and develop solutions to improve programs.

So, improve your serve and ace these opportunities at Intel. Please send your resume to: Intel Staffing, Dept. A845, 5000 W. Chandler Blvd., Chandler, AZ 85226 or fax your resume to: (602) 554-7004, Dept. A845. Or call (514) 767-3057.

Intel Corporation is an equal opportunity employer and fully supports affirmative action practices. Intel also supports a drug-free workplace and requires that all offers of employment be contingent on satisfactory pre-employment drug test results.

Intel in Phoenix. A great place to work and live.

intel[®]



It Takes Big Thinking To Make A Small World.

The expanses of our planet are vast. But the creative power of the human mind is infinite. At Motorola Government Electronics Group, we believe mastery of the frontiers of communication begins in the realm of imagination.

As we approach the next millennium, the challenges of government and defense communications will grow increasingly complex. And ever more crucial to the cause of peace. As a company with a proud history of supplying the most sophisticated electronics expertise to every branch of the United States Armed Forces, NASA, the Intelligence Community and selected commercial clients, we're uniquely positioned to spearhead tomorrow's technological triumphs.

To build a bridge to the future, we'll need big ideas. For those who share our way of thinking, the possibilities for discovery, growth and advancement are unlimited. If you can take us into worlds previously only dreamed of, we can show you a future that's more rewarding than you may have dreamed possible.

We invite you to join our progressive organization. We prefer an appropriate BS or technical degree and 9 years experience. MS degree a plus. A polygraph may be required for some positions.

Digital Design Engineers — Requires experience in embedded microprocessor applications or design/analysis/simulation of ECL or GaAs digital circuits or subsystems. Major emphasis is on high-capacity communications systems that operate in a variety of adverse signal conditions. Digital LSI design experience highly desirable.

Modem Engineers — Responsible for design, analysis, simulation and test of various high performance communications subsystems, including modulators, demodulators, correlators, equalizers, and CODECs. Requires experience in designing satellite communications modems with data rates of 100Mbps to 2Gbps.

Principal Electrical Engineers — Will be involved in new business development activities. Requirements include experience in the requirements definition and specification flowdown for systems involved on the non-cooperative intercept and collection of communications signals. Practical experience in RF and digital signal processing algorithms and techniques also necessary.

Communications Systems Engineers — Qualifications include experience in systems design of high-speed communications subsystems, including partitioning of box-level specs to module or ASIC level. Prefer background in aerospace, ECL, TTL, and CMOS circuit design; data encoding/decoding techniques; and encryption/decryption.

Senior Systems Engineers — Requires background in strategic communications system development and an ability to work directly with potential government customers to define and provide advanced concepts for these systems. Experience should show a progression of responsibilities and a familiarity with design/architecture of digital and microwave subsystems as applied to communications.

RF Design Engineers — Requirements include the design, analysis, simulation and test of complex RF and microwave circuits and subsystems as applied to hi-rel communications equipment.


Software Engineers — Must have experience in the development of real-time software to simulate radar data transmissions and tactical communications networks. Requires experience in Ada using object-oriented design. Development will be accomplished on VAX workstations, and exposure to CASE tools and VMS internals helpful.

When you join Motorola GEG, you'll be building a strong foundation for your future. In addition to professional challenges, we offer an excellent compensation/benefits package. For consideration, please rush your resume with salary history to: **Professional Recruitment, Motorola GEG, Dept. B1187, 8201 E. McDowell Rd., Scottsdale, AZ 85252; (602) 441-3759.** Equal Opportunity Employer. Most positions require U.S. Citizenship. Principals only, please.



MOTOROLA
Government Electronics Group

The highest standards. The strongest commitment.



INTERPHASE

SEEKING SENIOR DESIGN ENGINEERS

INTERPHASE CORPORATION is seeking individuals to participate in the development of RISC—based FDDI VMEbus products. Position leads to project-level management of board-level and standalone FDDI products as well as opportunities in an existing well-established Ethernet product development organization. Familiarity with UNIX as a target environment (system level) with five years design experience required.

FIRMWARE/HARDWARE DESIGN

- Logic design using state-of-the-art CAD/CAE equipment.
- High-speed memory system design using VRAM.
- RISC microprocessor design experience desired.
- VMEbus architecture desired.
- C language programming experience required.
- BSEE or equivalent required. Emphasis on high-speed microprocessor development.

SOFTWARE DESIGN

- UNIX, Kernel I/O, TCP/IP or other protocol experience on super-microcomputer or mini-computer required.
- Minimum one year writing UNIX device drivers.
- C language programming experience required.
- RISC microprocessor desired; (M68000 required).
- BSCS or equivalent required. Emphasis on design of high-performance software interface.

Interphase Corporation offers competitive compensation and complete benefits, including a tax-deferred savings plan (401K), educational assistance, employee paid group insurance and much more.

For immediate consideration, use the coupon below and/or send your resume to:

**INTERPHASE CORPORATION
HUMAN RESOURCES DEPT.
13800 Senlac
Dallas, Texas 75234**

FAX # 214/919-9200—ATTN: HUMAN RESOURCES DEPT.

Interphase Corporation is an equal opportunity employer.

Name _____

Address _____

City _____ State _____ Zip _____

Telephone (Home) _____ (Business) _____

Position/s of Interest _____

Previous Design Experience _____

EDN Databank

Professional Profile

Announcing a new placement service for professional engineers!

To help you advance your career, Placement Services, Ltd. has formed the EDN Databank. What is the Databank? It is a computerized system of matching qualified candidates with positions that meet the applicant's professional needs and desires. What are the advantages of this new service?

- It's absolutely free. There are no fees or charges.

- The computer never forgets. When your type of job comes up, it remembers you're qualified.
- Service is nationwide. You'll be considered for openings across the U.S. by PSL and its affiliated offices.
- Your identity is protected. Your resume is carefully screened to be sure it will not be sent to your company or parent organization.

- Your background and career objectives will periodically be reviewed with you by a PSL professional placement person.

We hope you're happy in your current position. At the same time, chances are there is an ideal job you'd prefer if you knew about it.

That's why it makes sense for you to register with the EDN Databank. To do so, just mail the completed form below, along with a copy of your resume, to: Placement Services, Ltd., Inc.

IDENTITY

Name _____ Parent Company _____
 Home Address: _____ Your division or subsidiary: _____
 City _____ State: _____ Zip: _____ Location (City, State) _____
 Home Phone (include area code): _____ Business Phone if O.K. to use: _____

PRESENT OR MOST RECENT EMPLOYER

EDUCATION

Degrees (List)	Major Field	GPA	Year Degree Earned	College or University

POSITION DESIRED

EXPERIENCE

Present or Most Recent Position _____ From: _____ To: _____ Title: _____

Duties and Accomplishments: _____ Industry of Current Employer: _____

Reason for Change: _____

PREVIOUS POSITION:

Job Title: _____
 Employer: _____ From: _____ To: _____ City: _____ State: _____
 Division: _____ Type of Industry: _____ Salary: _____
 Duties and Accomplishments: _____

COMPENSATION / PERSONAL INFORMATION

Years Experience	Base Salary	Commission	Bonus	Total Compensation	Asking Compensation	Min. Compensation
Date Available _____	I Will Travel <input type="checkbox"/> Light <input type="checkbox"/> Moderate <input type="checkbox"/> Heavy			<input type="checkbox"/> I own my home. How long? _____ <input type="checkbox"/> I rent my home/apt. <input type="checkbox"/>		
<input type="checkbox"/> Employed <input type="checkbox"/> Self-Employed <input type="checkbox"/> Unemployed		<input type="checkbox"/> Married <input type="checkbox"/> Single		Height _____ Weight _____		
Level of Security Clearance _____		<input type="checkbox"/> U.S. Citizen <input type="checkbox"/> Non-U.S. Citizen		My identity may be released to: <input type="checkbox"/> Any employer <input type="checkbox"/> All but present employer		
<input type="checkbox"/> WILL RELOCATE <input type="checkbox"/> WILL NOT RELOCATE		<input type="checkbox"/> OTHER _____				

EDN Databank

A DIVISION OF PLACEMENT SERVICES LTD., INC.

265 S. Main Street, Akron, OH 44308 216/762-0279

EDN's INTERNATIONAL ADVERTISERS INDEX

ACCEL Technologies Inc	247	Hantronix Inc	239	Samtec Inc	247
Actel	8-9	Hewlett-Packard Co	14-15, 42	SBE	135
ADPI	247	HyperLynx	245	Seagate Technology	56-57
Advin Systems	245	Hyperstone Electronics	237	Siemens Components Inc*	16, 73
Aerospace Optics	53	Integrated Device Technology Inc	44	Signetics Corp	22-23, 121-122*
Allen Systems	244	Intel	88-89	Signum Systems	241
Altera Corp	32-33	International Rectifier	C3	Silicon Systems Inc	55
American Advantech	246	International Test Instruments	87	SimuCad	149
American Automation	157	Interphase Corp	86	Single Board Solutions	244
AMP	144-145	Introl Corp	153	Sonotek	244
Analog Devices Inc	192-193	Intusoft	245	Sony	27, 74-75
Annabooks	245	IOtech Inc	246	Spectrum Software	189
Annulus Technical Ind Inc	245	Ironwood Electronics Inc	242	Stag Microsystems Inc	126
Antex Electronics	239	ITT Cannon	113	Supplyteam**	133
Atlanta Signal Processors Inc	245	John Fluke Manufacturing Co Inc*	4, 40-41, 154	TDK Corp of America	171
Atmel Inc	114	Kepeco Inc	84-85	TEAC Corp**	C2
AT&T	65	Kikusui	110	Teknor	218
Avantek	67	Lemo USA Inc	247	Tektronix Inc	71, 175, 215, 217, 219, 223
Avocet Systems Inc	227	Linear Technology Corp	139-140	Teltone Corp	243
BASF**	24-25	Lucas Deeco	178	Tempustech Inc	242
Bayer AG**	40-41	Marshall/TI	150	Texas Instruments Inc	34-37, 35-36*
B&C Microsystems	241, 247	Matra MHS	216	Thomas and Betts Corp	160
Beckman Industries	207	Maxim Integrated Products	47, 49, 51	Transera	60
Bourns Trimpot	167	Meritec	163	Unicorn Microelectronics Corp	137
BP Microsystems	246	MetaLink Corp	243	United Microelectronics Corp**	4
Burr-Brown Corp	238	Micrel Semi	146	Universal Cross Assemblers	242
Bussmann	191	Micro Crystal	244	Vamp Inc	226
CAD Software Inc	202	Micro Devices	26	Velotec	245
CadisyS	235	Micro Linear	194-195	Vetra Systems	247
Cahners CAPS	141	Micro Processors Unlimited	242	Vicor	72-73
Cahners Exposition Group	206	Microcomputer Control	245	Vishay	220
Capilano Computer Systems Inc	242	Micron Technology	182	VMETRO Inc	230
Capital Equipment Corp	237, 242	MicroSim Corp	78	Wavetek	3
Ceibo Ltd	241	Microtek	203	Wintek Corp	245
Cirrus Logic	123	Mini-Circuits Laboratories	20-21, 62, 76-77, 254	Wytech	243
C&J Micronics	242	Mitsubishi	101-105	Xeltek	241
Computerwise	243	Mosaic Industries Inc	243	Zilog Inc	81
Connor Peripherals	10-11	Motorola	58-59, 118	Z-World	243
Cubit/Proteus Industries Inc	232	National Hybrid	96		
Cybernetic Micro Systems	236, 243, 247	National Instruments	2		
Cypress Semiconductor	6	NEC Corp	185, 208-209, 210-211, 212-213		
Dale Electronics Inc	19	NCI	244		
Dallas Semiconductor	158-159	NCR Corp	176-177		
Data I/O Corp	234, C4	Nohau Corp	241		
Delker	235	Noritake Electronics Inc	109		
Digital Equipment Corp*	204-205	Nova Sensor	202		
Dr Design	242	Octagon Systems	243		
Duncan Electronics Div	38-39	OKI Semiconductor*	24-25, 186		
EEsof	83	OrCAD Systems Corp	143		
EG&G Vactec Inc	225	Orion Instruments	243		
Electronic Decisions	224	Philips Components**	16		
Electronic Designs Inc	168	Pico	236, 238		
Elgar	214	Pioneer	106		
Emulation Technology Inc	246	Precision Filters Inc	246		
EPIX Inc	244	Precision Monolithics Inc	164, 196		
Exar Corp	1	Qua Tech Inc	244		
Export Software**	129	Qualidyne Systems Inc	181		
Force Computers Inc	28-29	RAF Electronics Products	239		
Forth Inc	237	Ram Scientific	241		
Fujitsu APD	30	Rayovac	117		
Fujitsu Component of America*	129, 131, 133	Rogers Corp	82, 235		
Fujitsu Microelectronics Inc*	C2	Samsung Semiconductor	12-13		
Geltech Inc	233				
General Semiconductor Industries Inc	228-229				
Genrad	172				
Global PMX Co Ltd	247				
Graphics Technology	242				
Graphtec Corp	231				


Recruitment Advertising 248-252

Intel (Arizona)
Interphase Corp
Motorola - GEG
Vitesse Semiconductor

*Advertiser in US edition
**Advertiser in International edition

This index is provided as an additional service. The publisher does not assume any liability for errors or omissions.

incredible!



SPDT switch dc to 5GHz with built-in driver

Truly incredible... a superfast 3nsec GaAs SPDT reflective switch with a built-in driver for only \$19.95. So why bother designing and building a driver interface to further complicate your subsystem and take added space when you can specify Mini-Circuits' YSW-2-50DR?

Check the outstanding performance specs of the rugged device, housed in a tiny plastic case, over a -55° to +85° C span. Unit-to-unit repeatability for insertion loss is 3-sigma guaranteed, which means less than 15 of a 10,000-unit production run will come close to the spec limit. Available for immediate delivery in tape-and-reel format for automatic placement equipment.

SPECIFICATIONS YSW-2-50DR

	dc- 500MHz	500- 2000MHz	2000- 5000MHz
Insertion loss, typ (dB)	0.9	1.3	1.4
Isolation, typ(dB)*	50	40	28
1dB compression, typ (dBm @ in port)	20	20	24
RF input, max dBm (no damage)	22	22	26
VSWR (on), typ	_____	1.4	_____
Video breakthrough to RF, typ (mV p-p)	_____	30	_____
Rise/Fall time, typ (nsec)	_____	3.0	_____



*typ isolation at 5MHz is 80dB and decreases 5dB/octave from 5-1000 MHz

finding new ways ...
setting higher standards

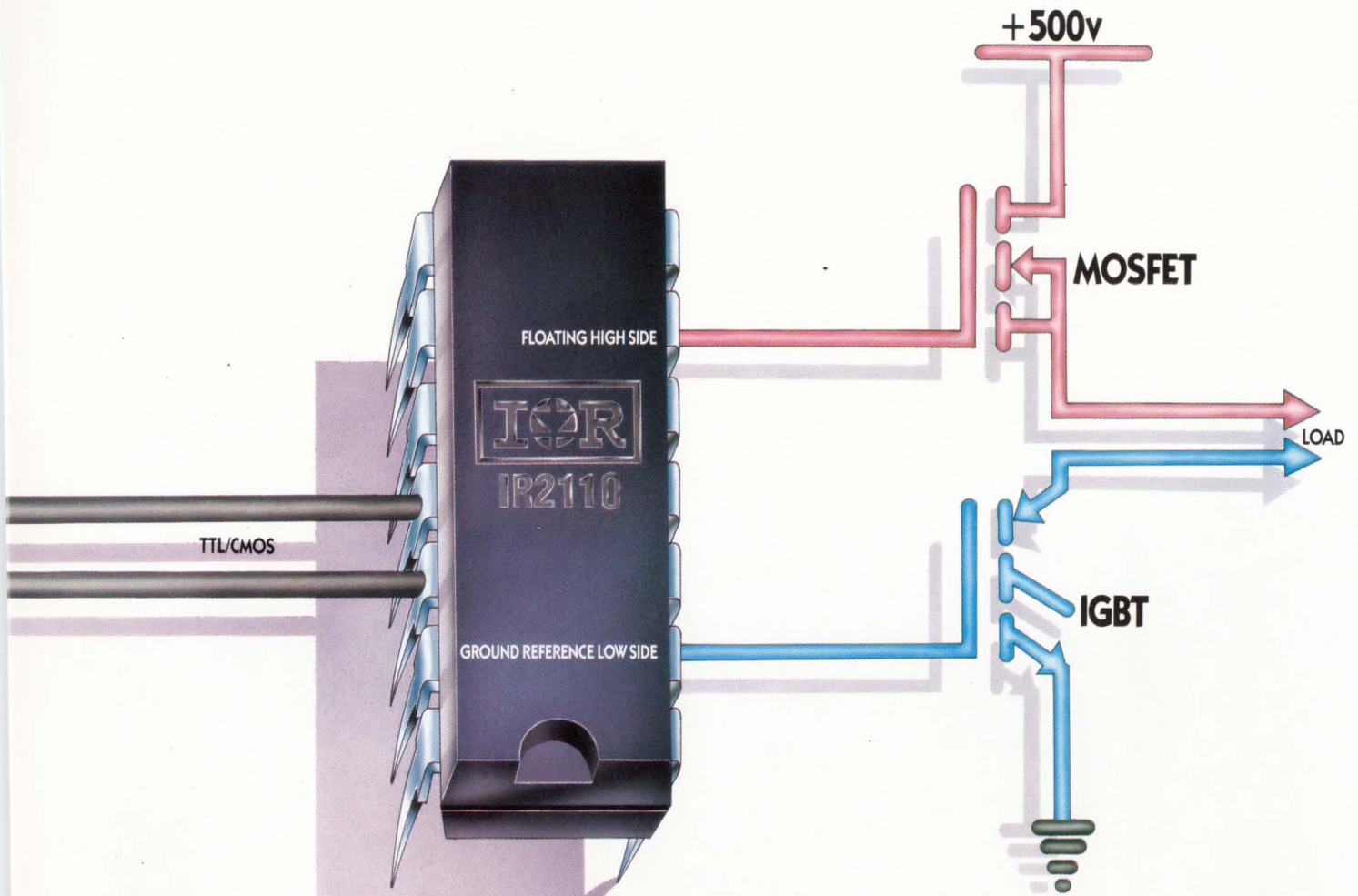


Mini-Circuits

WE ACCEPT AMERICAN EXPRESS

P.O. Box 350166, Brooklyn, New York 11235-0003 (718) 934-4500 Fax (718) 332-4661 Telexes: 6852844 or 620156

CIRCLE NO. 90



It's never been easier to get a gate off the ground.

Now you can replace a fistful of components, and drive power FETs and IGBTs with one cost-effective part: The IR2110 monolithic dual channel 2A gate driver with floating high side and ground reference low side.

Count your design time in hours instead of days. And cut assembly time to a fraction.

The IR2110 runs as fast as it designs. With operation above

1 MHz. On-chip bootstrap. Plus matched channel delay within 10 ns. That's right. 10 ns.

It takes good care of your circuit too, with gate under-voltage protection.

And latched shutdown makes current mode control both simple and easy.

IR2110





Is it rugged? 50 V/ns dv/dt at -55 to 150°C in plastic. Versatile? Operates off 12 to 500 V rails with 5 to 20 V input, in any circuit topology. Reliable? The IR2110 meets the same high standards as IR's incomparable HEXFET[®] power MOSFETs.

Call (800) 245-5549 for more information. We'll get it off the ground and on your desk in no time.

IR International Rectifier


NEW
2900 Programming System



Out-of-this-world performance at a down-to-earth price.

The new 2900 Programming System brings the cost of high-performance programming down to earth. Buy only the device libraries you need today and expand capability when you need it with simple software updates.

The 2900 supports virtually every programmable logic and memory



device on the market— even surface-mount packages.


Its innovative technology makes programming faster, easier, and more affordable than ever before. And with

Data I/O®'s industry-standard design and testing software, you can create a

complete PLD development solution.

For more than 15 years, Data I/O has set the standard in device programming. Call today to learn how the 2900 is setting a new standard for both price and performance.

Call today for a **FREE** tutorial.



1-800-247-5700

Data I/O Corporation 10525 Willows Road N.E., P.O. Box 97046, Redmond, WA 98073-9746, U.S.A. (206) 881-6444/1-800-247-5700
Data I/O Canada 6725 Airport Road, Suite 302, Mississauga, Ontario L4V 1V2 (416) 678-0761
Data I/O Europe World Trade Center, Strawinskylaan 633, 1077 XX Amsterdam, The Netherlands + 31 (0)20-6622866/Telex 16616 DATIO NL
Data I/O Instrumatic Electronic Systems Vertriebs GmbH Lochhamer Schlag 5A, 8032 Graefelfing, W. Germany, 089-85-85-80
Data I/O Japan Sumitomoseimei Higashishinbashi Bldg., 8F, 2-1-7, Higashi-Shinbashi, Minato-Ku, Tokyo 105, Japan
(03) 432-6931/Telex 2522685 DATAIO J

©1990 Data I/O Corporation

CIRCLE NO. 31

DATA I/O
Corporation