

- 71 Industry chiefs air their concerns
- 117 U.S. equipment and components market forecast chart
- 123 Ac gas-discharge display permits mixed formats

LIBRARY  
STATE TECHNICAL INSTITUTE  
AT MEMPHIS

# Electronics®



**U.S. MARKETS  
THE TWO FACES OF 1974**

LIBRARY PERIODICALS D-10992  
MEMPHIS TN 38134

# Dialight sees a need:

(**Need:** The right switch for the right price.)

## See Dialight.

For the switch buyer, choice of function and esthetics, reliability, ease of mounting, and low cost are his prime concerns. He may need a pushbutton switch for panel, sub-panel or snap-in mounting. He may need a choice of bezels with or without barriers in black, gray, dark gray or white. He may need a legend that's positive, negative, or hidden until ener-



gized...one that's white when "off" and red, green, amber, blue or light yellow when "on"...or colored both "on" and "off." He may need a highly reliable switch proven in thousands of installations. Matching indicators with same front-of-panel appearance are also available. Obtainable from our world-wide distributor network.

The cap has a metal insert designed for proper heat dissipation. Cap is illuminated by a T-1 3/4 incandescent lamp in voltage range to 28V. Lamp can be easily replaced without special tools from front of panel.

More than 12 colors available in round, square, or rectangular shapes in six basic sizes—1/2" to 1 1/2". Choice of engraved, hot stamped or replaceable film legends with positive or negative presentations.

Available with or without bezels. Bezel allows for simple snap-in mounting. Without bezel, switch can be used for panel or sub-panel mounting.

Terminals are gold plated for oxidized free solderability, and come in choice of solder blade or pc terminations.

NOW LISTED IN UNDERWRITER'S  
RECOGNIZED COMPONENTS INDEX.

Bezels available in black, gray, dark gray or white and in round, square or rectangular shapes.

Fingertip grip simplifies insertion or replacement of pushbutton cap.

Stainless-steel clips lock switch into panel on four sides. No tools or additional hardware required for installing. Panel mounting switches come with required hardware for panel or sub-panel mounting.


Alternate, momentary, and snap-action contacts with ratings to 5 amps. All switch contacts are gold plated for high reliability. Normally open, normally closed, and two-circuit (one N.O., and one N.C.). Totally enclosed within anodized aluminum housing. Low level and D.P.D.T. snap action, and contactless solid state switches also available.

# DIALIGHT

Dialight Corporation, A North American Philips Company • 60 Stewart Avenue, Brooklyn, N.Y. 11237 (212) 497-7600

Circle 900 on reader service card

# SURPRISE!



## MIL-qualified LEDs, PINs and Schottkys right off the shelf.

Now HP can offer you military-qualified LED lamps, PIN diodes and Schottky diodes right from stock. Our LEDs are just right for applications needing a brilliant, long-life indicator. Our PIN diodes are ideal for attenuating and our Schottkys are designed for high level detection, switching or gating. In addition to military-qualified devices, HP provides standard high reliability test programs, patterned after MIL-S-19500, for many more products. For more information, contact your nearby HP field engineer.

TYPE	PART NO.	GOV'T DESIGNATION	MIL SPECIFICATION
SCHOTTKY	5082-2800	JAN/JANTX 1N5711	MIL-S-19500/444
PIN	5082-3001	JAN/JANTX 1N5719	MIL-S-19500/443
LED LAMP	5082-4420	JAN/JANTX 1N5765	MIL-S-19500/467

01334

HEWLETT  PACKARD

Sales and service from 172 offices in 65 countries.  
1501 Page Mill Road, Palo Alto, California 94304



## The middle of nowhere.

# And HP's new battery powered strip chart recorder works like it's still plugged in at the lab.



You may work out in the rough, but you can still expect smooth, laboratory performance from the new 7155 Portable Strip Chart Recorder from Hewlett-Packard. You can power this portable servo recorder from a rechargeable battery or plug it into any external source, DC or AC from 48 to 440 Hz. And it's rugged enough for a hard day's work in trucks, field stations, airplanes or remote sites.

HP kept the 7155 simple to keep it

tough and reliable. And accurate to 0.5% of full scale with overshoot of less than 0.05 in.

Disposable pens and coated paper give you a sharp, clean trace that dries instantly. The writing system is so trouble-free you can even run the recorder upside-down.

With up to nine hours of self-contained power, you can pick up and take off for almost anywhere. The 7155 operates to spec in a temperature range from  $-28^{\circ}\text{C}$  to  $65^{\circ}\text{C}$ . And a see-through front cover protects against dirt and moisture. The price is \$985

(domestic USA price only).

HP's portable recorder weighs under 30 pounds, loaded with all the options... including front panel limit switches, retransmitting pot, notch filter, remotely controlled event marker and battery.

Get details on the portable recorder you can count on to work like it never left the lab. No matter where you take it. Or where you plug it. Contact your nearest HP field representative or write Hewlett-Packard, 1501 Page Mill Road, Palo Alto, California 94304.

Circle 2 on reader service card

**HEWLETT**  **PACKARD**

Sales, service and support in 172 centers in 65 countries.  
Palo Alto, California 94304. Offices in principal cities throughout the U.S.

11402

## 33 Electronics Review

SOLID STATE: First oxide-isolated C-MOS circuits, 33  
What's next for Isoplanar? 34  
Mixed linear processes boost chip performance, 35  
COMMERCIAL ELECTRONICS: Aerospace firm makes hose control, 35  
INDEX OF ACTIVITY: 36  
CONSUMER ELECTRONICS: TV kit features electronic tuning, 38  
GOVERNMENT ELECTRONICS: Five-year plan stresses IC reliability, 38  
NEWS BRIEFS: 40  
MICROWAVES: Electron beam makes L-band filter, 42  
ENERGY: Electronics firms push conservation, 42

## 57 Electronics International

INTERNATIONAL: Electronics stars at boat shows, 57  
AROUND THE WORLD: 57

## 71 Probing the News

THE ECONOMY: Company chiefs look at 1974, 71  
INTEGRATED ELECTRONICS: Custom LSI fades into background, 74  
COMMUNICATIONS: U.S. seeks to build emergency-care net, 80

## 94 1974 U.S. markets forecast

Solid state, 95	Commercial, 108
Lead-time outlook, 96	Instruments, 110
Computers, 101	Industrial, 112
Consumer, 103	Business outlook, 112
Components, 105	Packaging & production, 114
Communications, 107	Federal, 115

## 123 Technical Articles

DISPLAYS: Ac-coupled gas-discharge display multiplexes digits, 123  
DESIGNER'S CASEBOOK: Agc quells amplifier thump, 131  
Transistor array cuts cost of algebraic inversion, 132  
ENGINEER'S NOTEBOOK: LED circuit checks power connections, 138  
LEDs help tune FSK demodulators, 139  
LEDs regulate voltage for C-MOS applications, 140

## 151 New Products

IN THE SPOTLIGHT: IC simulates power transistor, 151  
COMPONENTS: Gas-discharge display is simple, 155  
INSTRUMENTS: Audio unit makes tape range wider, 162  
SEMICONDUCTORS: Impatts pulse at up to 12 W, 172  
DATA HANDLING: Disks include safety features, 183  
COMMUNICATIONS: Tester isolates network faults, 193  
MATERIALS: 204

## Departments

Publisher's letter, 4  
Readers comment, 6  
40 years ago, 8  
Editorial, 13  
People, 14  
Meetings, 24  
Electronics newsletter, 29  
Washington newsletter, 53  
Washington commentary, 54  
International newsletter, 59  
Engineer's newsletter, 143  
New literature, 211  
New books, 218

## Highlights

### The cover: Mixed feelings about the New Year, 93

The highly profitable 1973, as *Electronics'* annual survey of the U.S. electronics markets shows, would certainly trigger almost as good a 1974—if it weren't for the energy crisis and a slowdown in the rest of the economy. This situation, however, could even promote sales of computers and automatic production and test equipment. Cover sculpture is by William Shields.

A detailed breakdown of the various markets is given in the pullout chart on page 117.

### Executives weigh 1974's shortages, inflation, 71

Though differing in the importance they attach to the energy and materials shortages and the shakiness of the economy, the heads of electronics companies and divisions agree that the difficulties can be survived.

### A simple technology for complex displays, 123

In an ac-coupled gas-discharge display, which operates on capacitive instead of the usual resistive principles, addressing and multiplexing is straightforward since a small digit segment and a large message block can share the same drive line.

### Circuits that take their lead from LEDs, 138

The light-emitting diode's unique combination of electrical and optical properties is exploited in circuits for checking power-supply connections, regulating C-MOS voltages, monitoring overvoltages, and tuning FSK demodulators.

### And in the next issue . . .

Electronic vision for the blind . . . a power transistor with built-in overload protection . . . how to choose between methods of high-frequency counting.

EDITOR-IN-CHIEF: Kemp Anderson

EXECUTIVE EDITOR: Samuel Weber

MANAGING EDITORS: Lawrence Curran, *News*;  
Arthur Erikson, *International*

SENIOR EDITORS: John Johnsrud,  
H. Thomas Maguire, Laurence Altman  
Ray Connolly

ART DIRECTOR: Fred Sklenar

ASSOCIATE EDITORS: John N. Kessler,  
Howard Wolff, Gerald M. Walker

DEPARTMENT EDITORS

*Aerospace*: William F. Arnold  
*Circuit Design*: Lucinda Matterna  
*Communications & Microwave*:

Lyman J. Hardeman

*Components*: Joel DuBow

*Computers*: Wallace B. Riley

*Consumer*: Gerald M. Walker

*Industrial*: Alfred Rosenblatt

*Instrumentation*: Michael J. Riezenman

*Military*: Ray Connolly

*New Products*: H. Thomas Maguire

*Packaging & Production*: Stephen E. Grossman

*Solid State*: Laurence Altman

*Special Issues*: Harry R. Karp

COPY EDITORS: Margaret Eastman,  
Everett C. Terry

ASSISTANT EDITOR: Marilyn Offenheiser

ART: Charles D. Ciatto, *Associate Director*  
Patricia Cybulski, *Assistant Director*

PRODUCTION EDITOR: Arthur C. Miller

EDITORIAL SECRETARIES: Janet Annunziata,  
Julie Gorgoglione, Penny Roberts

FIELD EDITORS

*Boston*: Gail Farrell

*Los Angeles*: Paul Franson (Mgr.)

*Midwest*: Larry Armstrong (Mgr.)

*New York*: Alfred Rosenblatt (Mgr.)

*San Francisco*: Judith Curtis

*Washington*: Ray Connolly (Mgr.),

William F. Arnold

*Frankfurt*: John Gosch

*London*: Michael Payne

*Paris*: Arthur Erikson

*Tokyo*: Charles Cohen

McGRAW-HILL WORLD NEWS

*Director*: Walter A. Stanbury

*Bonn*: Robert Ingersoll;

*Brussels*: James Smith;

*London*: Marvin Petal;

*Milan*: Peter Hoffmann, Andrew Heath;

*Moscow*: Axel Krause;

*Paris*: Michael Johnson, Richard Shepherd;

*Stockholm*: Robert Skole;

*Tokyo*: Mike Mealey

PUBLISHER: Dan McMillan

ADVERTISING SALES MANAGER: Pierre J. Braudé

ADVERTISING SALES SERVICE MANAGER:  
Wallis Clarke

BUSINESS MANAGER: Stephen R. Weiss

CIRCULATION MANAGER: George F. Werner

MARKETING SERVICES MANAGER:  
Tomlinson Howland

**O**ur annual trilogy of market reports is rounded out in this issue with the in-depth report on how the U.S. electronics industries have fared in 1973—and where they are headed as 1974 begins. You'll find the start of the report on page 93 and a four-page foldout chart detailing the market categories following page 116.

Taken together, the reports for the U.S., for Europe, which ran in the December 20 issue, and for Japan, which was in the November 22 issue, show quite well how sudden were the effects of the Arab "oil diplomacy" moves.

When we began research for the Japan report back in September, there was some concern about energy supplies, but only in the future. There was no inkling of the blow about to be dealt by the Middle East oil-producing countries. The big concern in Japan was over maintaining its all-important markets in Europe and America.

Then the energy crisis struck with full force, changing the tone of our European report. While Europe's electronics companies were doing well, the sudden curtailment of oil shipments—and the ensuing disruption of material supplies and transportation patterns—caused many executives to hedge their predictions. Indeed, there started to be genuine concern for next year.


Finally, when the *Electronics* staff fanned out over the U.S. to complete the domestic market report, electronics firms were no longer just assessing the impact of the energy crisis, but they were beginning to adjust to, and develop alternate plans for, living with fuel curtailments. In fact, many were mapping

ways to help ease the situation by marketing electronic devices and systems for controlling energy consumption.

Major questions still remain, despite the over-all optimism endemic in the electronics industries. No one is yet certain whether or not fuel cutbacks will stall the boom electronics is now enjoying. But, as traced in our three market reports, the sudden arrival of a worldwide crisis is having a major impact on the worldwide electronics market.

**A**nd what do the leaders of U.S. electronics companies think of the problems facing them as 1974 begins? We've asked the captains of the electronics industries to talk about what's troubling them—from energy and materials shortages to the possibility of a recession. We've wrapped up their views—which are remarkably varied—in the Probing the News section (see p. 71).

Should the Government take a strong hand to prevent what a consensus feels will be a recession, however mild, in 1974? Or should the Government keep its hands off and its nose out of things? The answer: yes—depending on who you're talking to. What's more, about as many executives think the energy crisis won't matter much as think it is a very worrisome situation. Others are convinced shortages will hurt, but there are some who see no slowing of their materials flow. But all are worried about something as they greet 1974.



January 10, 1974 Volume 47, Number 01  
92,811 copies of this issue printed

Published every other Thursday by McGraw-Hill, Inc. Founder: James H. McGraw 1860-1948. Publication office 1221 Avenue of the Americas, N.Y., N.Y. 10020; second class postage paid at New York, N.Y. and additional mailing offices.

Executive, editorial, circulation and advertising addresses: Electronics, McGraw-Hill Building, 1221 Avenue of the Americas, New York, N.Y. 10020. Telephone (212) 997-1221. Teletype TWX N.Y. 710-581-5234. Cable address: MCGRAWHILL N.Y.

Subscriptions limited to persons with active, professional, functional responsibility in electronics technology. Publisher reserves the right to reject non-qualified requests. No subscriptions accepted without complete identification of subscriber name, title, or job function, company or organization, including product manufactured or services performed. Subscription rates: qualified subscribers in the United States and possessions, Canada, and Mexico \$9.00 one year, \$18.00 three years; all other countries \$25.00 per year, except Japan \$50.00 per year and Brazil \$40.00 per year, including air freight. Limited quota of subscriptions available at higher-than-basic rate for persons outside of field served, as follows: U.S. and possessions and Canada, \$25.00 one year; all other countries \$50.00. Single copies: United States and possessions and Canada, 1.00; all other countries, \$1.75.

Officers of the McGraw-Hill Publications Company: John R. Emery, President; J. Elton Tuohig, Executive Vice President-Administration; Gene W. Simpson, Group Publisher-Vice President; Senior Vice Presidents: Ralph Blackburn, Circulation; Walter A. Stanbury, Editorial; John D. Hoglund, Controller; David G. Jensen, Manufacturing; Gordon L. Jones, Marketing; Jerome D. Luntz, Planning & Development.


Officers of the Corporation: Shelton Fisher, President; Wallace F. Traendly, Group President; McGraw-Hill Publications Company and McGraw-Hill Information Systems Company; Robert N. Landes, Senior Vice President and Secretary; Ralph J. Webb, Treasurer.

Title registered in U.S. Patent Office; Copyright © 1974 by McGraw-Hill, Inc. All rights reserved. The contents of this publication may not be reproduced either in whole or in part without the consent of copyright owner.

Subscribers: The publisher, upon written request to our New York office from any subscriber, agrees to refund that part of the subscription price applying to copies not yet mailed. Please send change of address notices or complaints to Fulfillment Manager; subscription orders to Circulation Manager, Electronics, at address below. Change of address notices should provide old as well as new address, including postal zip code number. If possible, attach address label from recent issue. Allow one month for change to become effective.

Postmaster: Please send form 3579 to Fulfillment Manager, Electronics, P.O. Box 430, Hightstown, N.J. 08520.

# The small economy size function generator,



**Sine, square and triangle waveforms from 0.002Hz to 2MHz at a price you can handle.**

If you're in the market for a low-cost, versatile function generator, we've got the unit for you. Model 5700 is the little big man of our 5000 series, with multifunctions, balanced output and a general versatility unmatched at the price. It features a 1000:1 tuning dial, covering the whole audio spectrum on one frequency range. The 50 ohm single ended output and 600 ohm balanced output are controlled by a common attenuator. An auxiliary

square wave output enables synchronization, gating and blanking. Model 5700 is the ideal choice for a broad range of electronic applications from research to calibration. With this performance at a bargain price why shop around?

For fast action, call (617) 491-3211, TWX 710 320 6583, or contact your local KH representative listed below.

**KH KROHN-HITE CORPORATION**  
580 Massachusetts Avenue, Cambridge, Massachusetts 02139

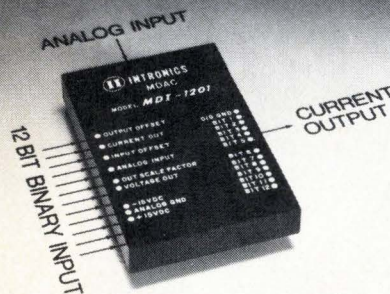
SALES OFFICES: ALA., Huntsville (205) 534-9771; ARIZ., Scottsdale (602) 947-7841; CAL., Santa Clara (408) 243-2891, Inglewood (213) 674-6850; COLO., Denver (303) 934-5505; CONN., Glastonbury (203) 633-0777; FLA., Orlando (305) 894-4401; HAWAII, Honolulu (808) 941-1574; ILL., Des Plaines (312) 298-3600; IND., Indianapolis (317) 244-2456; MASS., Lexington (617) 861-8620; MICH., Detroit (313) 526-8800; MINN., Minneapolis (612) 884-4336; MO., St. Louis (314) 423-1234; N.C., Burlington (919) 227-3639; N.J., Haddonfield (609) 795-1700; N.M., Albuquerque (505) 299-7658; N.Y., E. Syracuse (315) 437-6666, Rochester (716) 328-2230, Vestal (607) 785-9947, Elmont (516) 488-2100; OHIO, Cleveland (216) 261-5440, Dayton (513) 426-5551; PA., Pittsburgh (412) 371-9449; TEX., Houston (713) 621-0040, Richardson (214) 231-2573; VA., Alexandria (703) 354-1222; WASH., Seattle (206) 624-9020; CANADA, Montreal, Quebec (514) 636-0525, Toronto, Ontario (416) 444-9111, Stittsville, Ontario (613) 836-4411, Vancouver, British Columbia (604) 688-2619.

Circle 5 on reader service card

# Put on a great display...



## with Intronics' new, fast multiplying DACs.



The first in a line of fast multiplying digital to analog converters from Intronics, specifically designed for high speed graphic display applications. The dynamic characteristics of models MDI 1201 & 1202 are optimized to ensure straight vector generation in your CRT displays, by minimizing delay time variation. And these models offer a fast settling time of 500ns, a wide bandwidth analog input of 4MHz, a low temperature drift of 5ppm/°C, and a high output impedance, all with no external trimming required.

Whether your application is graphic displays (generation of vectors and alphanumeric characters), scaling analog signals by digital command, synchro conversion, data normalization, or digital modulation systems, Intronics' fast multiplying DAC modules provide the speed and accuracy you require at the right price. Don't settle for less. Specify Intronics' MDI DACs for your high speed data conversion applications, they won't throw you a curve.



### intronics

57 Chapel Street, Newton, Massachusetts 02158 U.S.A.  
617-332-7350, TWX 710-335-6835

Overseas Call:  
Brussels, Belgium 35-97-91  
Helsinki, Finland 11-123  
Paris, France 9077844  
Munich, Germany 524181  
Tel-Aviv, Israel 53459  
Milan, Italy 9043983  
The Hague, Holland 678380  
Maidstone, England 54224

## Readers comment

### Ranking military DACs

**To the Editor:** There appears to be an error in the Electronics Newsletter, "10-bit DAC needs but 30 mw," [*Electronics*, Dec. 6, 1973, p. 35]. It was claimed that Analog Devices' unit "is the first micro-electronic DAC—either monolithic or hybrid—to operate monotonically over the full military-temperature range." This is inaccurate.

Since 1970, Precision Monolithics has supplied monotonic monolithic DACs that operate over the full military-temperature range. Furthermore, these devices have guaranteed linearity and a full-scale temperature coefficient.

Stephen R. Pass  
Precision Monolithics Inc.  
Santa Clara, Calif.

### Correcting drift

**To the Editor:** In your Designer's Casebook, "Capacitor corrects drift for analog data amplifier [*Electronics*, July 19, 1973, p. 114], Charles A. Walton describes a principle first developed and utilized by me in the latter part of 1964 and disclosed publicly on June 14, 1965, and again as a news release in April 1966.

Carl A. Budde  
Euro-Pacific Financial Corp.  
Encino, Calif.

■ The author replies: Mr. Budde's publication of the principles consists of less than a full sentence near the end of an article and, in my opinion, is insufficient to convey the concept to a reader. It certainly would not appear in standard technical bibliographies.

The automatic-zeroing principle has been around for some time. A version of it appeared in "Analog Computers" in the 1950s. It occurred to me independently in 1960, when I modeled it with relays. A reference in British literature pointed out that, for a vacuum-tube amplifier, when the input is grounded and feedback is unity, then the drift voltage appears at the output.

I put it all together with field-effect transistors, part of the multiplexer, and the existing switchable gain-control circuits. I made it work and published the method.

### Electronic switching in France

**To the Editor:** Your article, "Telecommunications market in France is up for grabs," [*Electronics*, Electronics International, Nov. 8 1973], implies that the maximum capacity of the E10 Platon time-division-multiplex switching equipment is 6,000 lines; it is actually 15,000.

And, although the article gives the contrary impression, there are many more lines in operation with E10 exchanges than with E11 (Metaconta space-division-multiplex) types. As of Oct. 31, 1973, there were 16,000 E10 lines and 900 E11s.

Henri Bustarret  
French National Telecommunications Research Center  
Paris, France

### Watching the weather

**To the Editor:** "Your article, "Weathermen look to Finland," [Sept. 13, 1973, p.86] creates the mistaken impression that all the advances in weather measurement are being made abroad. Much of this technology was conceived and developed in the U.S. and is now being used by the National Weather Service. The use of long-range navigation aids for windfinding was proposed by Beukers Laboratories Inc. in 1965, and Beukers equipment is being used by a number of countries.

Samuel H. Goldstein  
Great Neck, N. Y.

### The comedian was not human

**To the Editor:** In my Engineer's notebook, "Getting the most out of the digital voltmeter," [*Electronics*, Dec. 6, 1973, p. 134]. The "calibration" currents shown as 5 milliamperes should have been 1 mA for the 200-ohm and 2-kilohm ranges.

It would seem that you have a comedian in the typesetting department. My name is published as Louis M. Xuster Jr., IBM Corp.

Louis M. Puster Jr.  
Kingston, N.Y.

■ Mr. Puster is korrekt. There was a comedian in the typesetting department, but it was a machine—not a man. The names were garbled in transmission of our computer-typeset copy to the printer.



# it's easy to see...

Thanks to large, sharp, clear characters, and uniform brightness, the PANAPLEX™ II panel display is the first choice of calculator users. The soft, orange-red neon glow is easy on the eyes, yet bright enough to be viewed comfortably in brightly lit offices.

Manufacturers find that calculators using PANAPLEX II panel displays sell better; and at the same time, PANAPLEX II

panels offer low cost drive circuitry and low-power consumption.

Most significant, the uniquely simple single envelope construction of PANAPLEX II panel displays offers premium reliability at the best price per digit . . . now and in the future!

For additional information about PANAPLEX II panels and how to solve your read-out problems,

write to Burroughs Corporation, Electronic Components Division, P.O. Box 1226, Plainfield, New Jersey 07061; or call our special sales/application assistance number, (201) 757-3400. Our representative will show you why . . .



# calculator people prefer


# PANAPLEX™ II

PANEL DISPLAYS



ACTUAL SIZE

BR09250M



**Burroughs**



Circle 7 on reader service card



(2X actual size)



# the EMI suppressors

**Series JX2000/3000 Subminiature Filters . . .  
Broadest Line of Ultra-Small Interference  
Control Components Available . . .  
in 4 weeks or Faster!**

- High performance filters available in 5 different circuits—Feed-thru, L, PI, T, 2L . . . for a wide variety of applications, including power and control lines.
- High insertion loss characteristics . . . based on requirements of MIL-F-15733.
- Hermetically-sealed . . . with glass-to-metal seals in corrosion resistant metal cases.
- Small in size yet big in reliability . . . particularly useful for industrial and military high-density packaging applications.
- Excellent stability, even under adverse environmental conditions, over operating temperature range of  $-55^{\circ}\text{C}$  to  $+125^{\circ}\text{C}$ .
- Threaded-neck construction . . . effectively isolates input and output terminals.

**selected units NOW available  
OFF-THE-SHELF from your  
Sprague Industrial Distributor**

For complete information, write for our new 16-page Engineering Bulletin 8132 to: Technical Literature Service, Sprague Electric Company, 35 Marshall St., North Adams, Mass. 01247.

THE BROAD-LINE PRODUCER OF ELECTRONIC PARTS



## 40 years ago

From the pages of Electronics, January, 1934

### Electronic progress looks ahead

The year 1934 opens with many new developments in electronics in sight. Not only is research driving further into the fundamental characteristics of electron behavior, but phenomena of the laboratory are being harnessed and put to work in the shop, while applications already made in everyday life are bound to spread and increase in number.

Electron velocities such as never before attained, short of the cosmic-ray particles themselves, are the basis of new experimentation in Massachusetts and California. Television has become myriad-eyed, with new possibilities of detail and new intensities of screen projection. The new science of "electron optics" is receiving special study, as new uses loom ahead for the cathode-ray tube. Facsimile may become as common in the home as the loud-speaker. And the millions of hours of enforced leisure under the New Deal will result in increased markets for radio sets, sound-pictures, and other electronic amusement devices, with an accelerated special prosperity of which the electronic industries already had a taste in the closing months of 1933.

In radio broadcasting, the 500-kw. station commands the American scene, and undoubtedly others will be installed to keep WLV company during 1934. Even the Federal Radio Commission now accepts "high power" to the extent of 50 kw. for regular operation, and the value of strong signals to override static and carry entertainment to far-off farm dwellers, is recognized. Improvement in tone-quality of transmission is still a primary concern, although the broadcasters are apparently still far ahead of the average home installation, with its carelessly slapped-up antenna and inadequate receiver.

The present difficulty of improving tone fidelity, by extending the upper limit beyond 3000 cycles, is the vast quantity of man-made and natural static and the comparative weakness of even the largest broadcast stations to override that noise.

"The principal quality of any synthesizer is spectral purity." (Microwaves, Nov. 72, p. 54)

# Purity is just one good reason for choosing S-D synthesizers.

Another is economy. Systron-Donner programmable synthesizers not only provide the purest signals attainable today but cost substantially less than comparable systems.

That's because Systron-Donner's approach eliminates the need for costly frequency multipliers. S-D uses octave band signal sources—1-2, 2-4, 4-8 and 8-12.4 GHz. See the difference this makes:

## The old way

Frequency is multiplied, and so is noise.



## The S-D way

No multipliers. No noise multiplied.



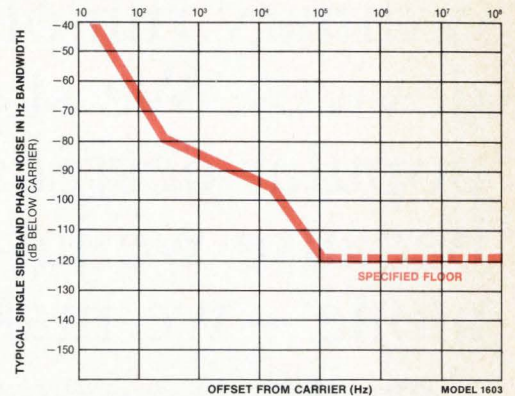
## Comparison of phase-locked systems providing $F_0$ to 4 GHz.

So, in one grand stroke, S-D's design reduces unwanted noise problems, slashes systems costs, and significantly telescopes system size by eliminating multipliers. (S-D's panel is 7" high.)

S-D offers a full range of synthesizers tailored to your needs . . . from multi-channel satellite communications systems to manual or automated bench testing.

Features include: AM and FM capability, leveled outputs, fast switching, continuous sweep and stepping capability, choice of high stability oscillators, 1 Hz resolution, attenuator—the whole works.

S-D's national sales and service organization backs this product line. Contact your Scientific Devices office or S-D at 10 Systron Drive, Concord, CA 94518. Phone (415) 682-6161. **Europe:** Munich, W. Germany; Leamington Spa, U.K.; Paris (Port Marly) France. **Australia:** Systron-Donner, Melbourne.



## Specifications Model 1603

Leveled output +13 dBm ±0.5 dB

Frequency accuracy as good as reference oscillator


Frequency resolution 10 KHz standard, 1 Hz optional

Frequency stability (internal oscillator)  $3 \times 10^{-9}$  per 24 hours

Phase noise -85 dB at 1 KHz from carrier in a 1 Hz bandwidth

Spurs -70 dBm minimum

Harmonics -20 dBm minimum



SYSTRON  DONNER

Albuquerque, (505) 268-6729; Baltimore, (301) 788-6611; Boston, (617) 894-5637; Burlington, NC (919) 228-6279; Chicago, (312) 297-5240; Cleveland, (216) 261-2000; Denver, (303) 573-9466; Dayton, (513) 298-9904; Dallas, (214) 231-8106; Detroit, (313) 363-2282; Ft. Lauderdale, (305) 721-4260; Hamden CT (203) 248-9361; Huntsville, AL (205) 536-1969; Houston, (713) 623-4250; Indianapolis, (317) 783-2111; Kansas City, KS (913) 631-3818; Los Angeles, (213) 641-4800; Minneapolis, (612) 544-1616; New York City area (201) 871-3916; Norfolk, (703) 499-8133; Orlando, (305) 424-7932; Philadelphia, (215) 825-9515; Phoenix, (602) 834-1682; Rochester, NY (716) 334-2445; San Antonio, (512) 694-6251; San Diego, (714) 249-6642; San Francisco area (415) 964-4230; Seattle, (206) 454-0900; St. Louis, (314) 731-2332; Syracuse, (315) 457-7420; Washington, DC area (703) 451-6500.

AMD-approved MOS parts aren't your ordinary run-of-the-mill second-source devices. We start by picking the most popular designs on the market. Then — because we just can't leave well enough alone — we make them better.

**Before you buy any MOS parts,  
be sure they're AMD-approved.**

When you're shopping for MOS, take our list along. It shows our versions of more than 20 of the most popular MOS devices on the market. Every one is built to MIL-STD-883 at no extra charge. Every spec is guaranteed to be as good — or better — than the original. Every part is available for immediate delivery.

Yes, we're in MOS for keeps. And we've gotten so good at making other people's designs better, we've become the preferred source. If you want spec sheets or app notes, call or write and we'll rush them to you.

# Official AMD-Approved MOS Parts List

(as of January 1, 1974.)

Am1002	Dual 128-Bit Static Shift Register	Am2512	1024-Bit Dynamic Recirculating Shift Register
Am1101A	256-Bit Random Access Memory	Am3341	64 x 4-Bit FIFO Memory
Am1101A1	256-Bit Random Access Memory		
Am1402A	Quad 256-Bit Dynamic Shift Register		For improved performance, use:
Am1403A	Dual 512-Bit Dynamic Shift Register	Am2802	10 MHz Quad 256-Bit Dynamic Shift Register
Am1404A	Single 1024-Bit Dynamic Shift Register	Am2803	10 MHz Dual 512-Bit Dynamic Shift Register
Am1405A	512-Bit Dynamic Recirculating Shift Register	Am2804	10 MHz Single 1024-Bit Dynamic Shift Register
Am1406/1506	Dual 100-Bit Dynamic Shift Register	Am2805	512-Bit Dynamic Recirculating Shift Register
Am1407/1507	Dual 100-Bit Dynamic Shift Register	Am2806	1024-Bit Dynamic Recirculating Shift Register
Am2505	512-Bit Dynamic Recirculating Shift Register	Am2810	Dual 128-Bit Static Shift Register
		Am2841	64 x 4-Bit FIFO Memory

(To be continued...)

AMD MOS: One more reason why we're going to be the sixth largest maker of integrated circuits in the United States by 1975.

## Advanced Micro Devices, Inc.

(#15, going on #6.)

Advanced Micro Devices, Inc. 901 Thompson Place, Sunnyvale, California 94086 / TWX 910-339-9280 / TLX 346306.

For product or sales information, call the AMD sales representative nearest you. In Sunnyvale, Bill Seifert at (800) 538-7904 (toll-free from outside California) or (408) 732-2400. In Upstate New York, Tom Sapere at (315) 463-8592. In the eastern United States, Steve Marks or Jack Maynard at (516) 484-4990; in Washington/Baltimore, Ken Smyth at (301) 744-8233; in Boston, Paul Macdonald at (617) 861-0606. In Mid-America, Chuck Keough at (312) 297-4115. In the Los Angeles area, Steve Zelencik or Russ Almand at (213) 278-9700. In the Northwest, Shel Schumaker at (408) 732-2400. In the United Kingdom, Des Candy at Herne Bay (Kent) 61611. And in Germany, Hermann Lichotka at (0811) 594-680.

Advanced Micro Devices is distributed nationally by Cramer and Hamilton / Avnet Electronics.

# Frame them any old way

Or any new way.

Then sit back and watch your Ise display electronics get your ideas across. Beautifully.

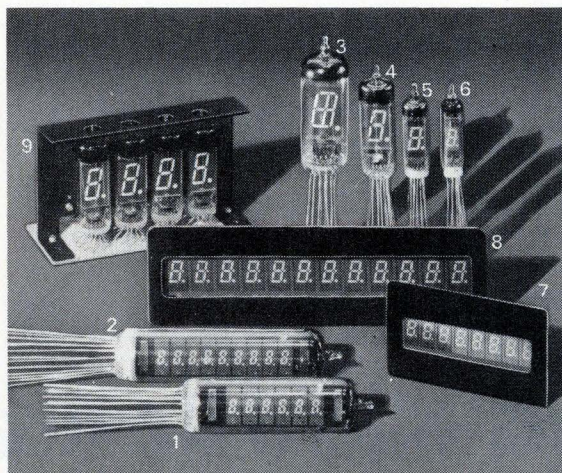

In an eye-easy fluorescent green glow.

At the same time, they're low on voltage and current drain.

High on stability.

Pick the readouts that offer more of everything, including variety, for a whole host of digital display ideas.

They're a difference you can see.



1. DP60A
2. DP90A
3. DG19E
4. DG12H
5. DG10F1
6. DG 8F
7. DP 89A
8. DP127F

9. DMCL12H (NEW)

Display module w/counter & latch

- Fluorescent green glow.
- 12-pin connector.
- Three performance perfect models.
- Custom ROM programming with other than BCD and seven-segment output.

International Div.

**ISE INTERNATIONAL CORP.**

No.2-7-7, Higashi-Shinbashi, Minato-ku, Tokyo, Japan  
Tel: 433-6616~9 Telex: J26546  
Cables: "ISEWORLDREP" TOKYO



The Brighter Side of Electronics

**ISE ELECTRONICS CORP.**

P.O. Box 46 Ise-city, Mie Pref., Japan

Representative: Los Angeles, Paris, Munich, Amsterdam, Stockholm, Vienna, Milan, Bombay, Hong Kong, Taipei.

## Energy and electronics

*The energy crisis and its consequences are now a major preoccupation of our industry, as it is of most thoughtful Americans. As our annual market survey and forecast in this issue shows, uncertainty is diluting what would normally be jubilation on emerging from a fantastically prosperous year of growth and entering another period of solid gains.*

*The electronics industries must cope with the energy shortage on two levels. Of immediate concern is whether energy allocations will permit the diffusion furnaces to stay on, the lathes to turn, and the soldering irons to keep warm at a rate that will permit order backlogs to be filled. Longer term, how much will the energy difficulties of electronics' industrial customers blunt the insatiable demand that sparked the record growth of 1973?*

*Up to this point, there has been remarkably poor leadership coming out of Washington, and that has led to the confusion and planning vacuum that now seem to exist. Amid the controversies now being engendered by talk of rationing, allocations, and cutbacks in industrial output and services, there's danger that the contribution that electronics technology can make toward solving the energy problem might be overlooked.*

*Part of the solution lies in attaining a greater measure of independence from fossil fuels through the development of economical and plentiful alternatives. But President Nixon's Project Independence or any other development program will take at least a decade. And in the meantime, with the help of electronics technology, our society can and should convert from a consuming society to a conserving one.*

*The optimization of any fuel-consumption situation, whether it is in a car, at home, or in an industrial plant, is basically a measurement and control problem. And this is precisely where electronics technology shines. The possibilities are vast for eliminating the substantial waste that occurs in energy consumption in industry,*

*on the road, and in the home. Electronic controls for heating, lighting, and air conditioning, for example, can make all these systems more efficient. Controls on appliances could assure that they use only the energy they need for the job, and no more.*

*In autos, electronics can measure conditions of temperature, pressure, and speed and then adjust the fuel-air ratio for maximum efficiency. Electronics can control the ignition to eliminate waste. Electronics can signal the driver audibly and visually that he is exceeding a preset speed limit—or even prevent him from doing so.*

*On a larger scale, and in the longer term, any alternative energy systems—be they nuclear, coal-gasification, or solar-generating systems—will require electronic instrumentation and controls. And electronics can play a significant role in monitoring and controlling pollutants from these new energy sources.*

*If travel is going to be curtailed by the energy crisis, then electronics can help by obviating the necessity to travel, for instance, to business meetings or technical conferences. If video telephones and data terminals became universally available at reasonable cost—coupled with fast facsimile transmitters—much traveling could be eliminated, and human as well as mechanical energy would be conserved.*

*Obviously, these steps alone are not going to be enough. Major legislation involving limits on size, horsepower, and gasoline consumption of cars; a renaissance of mass transit, and above all a large infusion of funds to underwrite the required R&D are vital necessities.*

*In the past, America responded to grave national emergencies, such as world wars, or well-defined national goals, such as the space program, with unsparing technological efforts that were ultimately successful. The energy crisis has the same elements and requires no less. The electronics community has the technology, the ability, and the will to participate—and even lead—in such an effort.*

# ENI

## THE WORLD'S LEADER IN SOLID STATE POWER AMPLIFIERS

Covering the frequency spectrum of 10 kHz to 560 MHz, ENI offers a full line of solid state power amplifier models with outputs ranging from 300 milliwatts to more than 1000 watts.

Capable of being driven by virtually any signal generator, frequency synthesizer or sweeper, ENI amplifiers are versatile and flexible sources of power for a wide variety of applications.

Completely broadband and untuned, these highly linear units will amplify inputs of AM, FM, SSB, TV and pulse modulations with minimum distortion. Although all power amplifiers will deliver their rated power output to a matched load, *only ENI power amplifiers will deliver their rated power to any load regardless of match.* ENI units are designed to internally absorb reflected power from a mismatched load.

Write to us for a copy of our **complete** catalog of amplifiers and power multicouplers.

### .3 WATT/MODEL 500L

- Flat 27 dB gain 2 MHz to 500 MHz
- 1.7MHz to 560MHz usable coverage
- Thin film construction
- 8dB noise figure
- Failsafe

### 40 WATT/MODEL 240L

- 20kHz to 10MHz coverage
- More than 40w linear power output
- Up to 150w CW & pulse output
- Works into any load impedance
- Metered output

### 20 WATT/MODEL 420L

- 150 kHz to 250MHz coverage
- 20 Watts power output
- Low noise figure
- 45db  $\pm$  1.5dB gain
- Class A linearity

### 100 WATT/MODEL 3100L


- 250 kHz to 105MHz coverage
- More than 100w linear output
- Up to 180w CW & pulse
- Works into any load
- Unconditionally stable



ENI, 3000 Winton Road South,  
Rochester, New York, 14623.  
Call 716-473-6900.  
Or TELEX 97-8283 ENI ROC.

## People

Buchholz predicts growth in computers and communication systems



**Manager of presidents.** Bunker Ramo's John Buchholz predicts growth in computers, peripherals, telecommunications, telephony, and in overseas markets.

In a recent reorganization, Bunker Ramo Corp. centralized its management and moved more of its corporate officers to company headquarters in Oakbrook, Ill. Emerging from the shuffle in one of the top spots is John Buchholz, previously group executive at Amphenol and now a senior vice president—what he calls “a manager of a bunch of presidents.” To be exact, he is the manager of 17 Amphenol and Borg Instrument division presidents, 27 plants, and 9,000 people.

While Buchholz was group executive, Amphenol revenues grew over 50% in the past two years, “and we like to believe that our market opportunities haven't grown 50%.” But gaining a bigger share of market dollars is a tough task in the mature connector industry: “every one of our major rivals is an extremely well run, formidable company,” Buchholz explains.

The new senior vice president expects growth for the next several years to come from computers and peripherals, telecommunications and telephony, and, especially for Amphenol, from international markets. Buchholz feels that “internal growth is the way to grow with the greatest possible assurance of success. It's a simple philosophy of ours—the devil you know is better than the devil you don't know.”

Buchholz predicts sluggish growth rate for Amphenol in 1974, followed

by a resumption of growth in the mid-1970s. He does not know where the impact of the energy crisis will be felt most—from suppliers, customers, or Government—but does not anticipate production cutbacks. The strongest pressures may be intangible. The rather clumsy handling of the energy crisis, coming on top of the effects of Watergate, is eroding confidence in the Government, “and prosperity, after all, is basically man's confidence in his country and himself,” Buchholz observes.

Marren heads changes at AMI

American Microsystems Inc., Santa Clara, Calif., is about to undergo one of the most crucial changes in its corporate life: switching from MOS products that are about 90% custom to a balanced mix of one-third custom, one-third standard, and one-third memory products. The man behind the change in product mix is Bernard Marren, recently named vice president and chief operating officer.

The metamorphosis, expected to be finished by 1976, was contem-



# MOSTEK broadens its memory family with a pair of 4096-bit static ROMs in high-volume production.

The memory makers at MOSTEK present the MK 2500/2600P series MOS ROMs with 700 nsec access times. Perfect high-performance alternates for the MM 5232 and FSC 3514 ... and proven in volume production!

The new series of high-speed static ROMs is designed to store 4096 bits of information through

programming one mask pattern. 512W x 8B or 1024W x 4B organization is offered on both circuits. Programming turn-around times are typically just six to eight weeks with production back-up fully assured.

MOSTEK's new ROMs feature full DTL/TTL input/output capability, operation from standard +5V to -12V power sources, and ion-implantation to provide constant current loads at lower power.

Great MOS memories are easy to get from MOSTEK. Like the popular MK4006P 1024-bit dynamic RAM.

Plus the other RAMs and ROMs listed in the handy table below.

What's more, you'll find state-of-the-art technology in all MOSTEK memory circuits. For example, the recently introduced 1024-bit static RAM, the MK4102P, offers industry's first combination of ion-implantation and N-channel silicon gate processes ... with 450 nsec access time!

Check on the MOSTEK memory line-up with your local MOSTEK representative. Or contact MOSTEK, 1215 West Crosby Road, Carrollton, Texas 75006, (214) 242-0444.

#### MOSTEK MEMORIES

##### ROMs


MK2300P 2240-bit Character Generator  
MK2400P 2560-bit ROM  
MK2500/2600P 4096-bit ROMs

##### RAMs

MK4006P 1024-bit dynamic RAM (400ns)  
MK4008P 1024-bit dynamic RAM (500ns)  
MK4007P 256-bit static RAM (900ns)  
MK4102P 1024-bit static RAM (450ns)

# MOSTEK®

**MOSTEK moves forward...in memories.**



# What you should know about SLIMSWITCHES



## SERIES 23000 SNAP-IN SLIMSWITCH

- A List prices start at \$2.50 per switch module, (or only 25¢ per switch function, avg. ...less than most toggle, pushbutton, lever, slide or rotary switches.
- B Snap-in mounting cuts installation costs by eliminating mounting holes and hardware and lets you relax your panel cut out tolerances.
- C The molded-on bezel stops installation "headaches" by covering irregular panel cut outs, chipped paint, and scratches.
- D They're only .315" (8mm) wide, so you can put more switches into a given space. That's why we call 'em SLIMSWITCHES.
- E Our unique assembly strap lets you put switch assemblies together fast, without tools.
- F Why not stock parts and build your own switch assemblies? Or we'll assemble them for you at no extra cost.
- G Plenty of output code options, too!
- H They're good for a million detent operations. Just like more expensive switches.

They're built by DIGITRAN the originators of the DIGISWITCH the first switch of its type anywhere and that's your guarantee of high quality for the price.


There is a Digitran authorized distributor and a sales engineering group in your area. Call them, or send for details about the new SLIMSWITCH today.

More Digitran products are shown on pages 1148 and 1149, Vol. 2, of your 1973-74 EEM Directory.

ANOTHER SWITCH FROM THE  
**DIGITRAN**  
COMPANY  
Division of Becton, Dickinson and Company (B D)  
855 South Arroyo Parkway / Pasadena, Ca. 91105  
Phone: (213) 448-3110 TWX 910-588-3794

## People

plated before Howard S. Bobb, formerly president, handed the reins over to Marren. The product change was necessary, says Marren, because AMI at any given time "either had too much or too little business." An-



**Marren's challenge:** anticipating trends.

other hazard of the custom business, he adds, is that when "a customer catches a cold, we catch pneumonia." Standard products are a "different game," he says, and a tougher one. But for Marren, the product change simply provides a big challenge—"anticipating trends."

Another change in AMI is the doubling of its sales since the first of the year, with a "proportional increase in marketing. We've beefed up R&D, since that's what keeps us in a leadership position," Marren says.

The firm is gearing up for the future, when AMI will branch into the subsystems business, as well as components, timing devices, auxiliary-memory products, shift registers, and circuits for musical instruments, watches, and appliances "Heavy concentration" will be placed on memory products (such as RAMs and ROMs), says Marren, because "it's a huge market, and we must have a major position."

Already, Marren has forecast AMI's RAM production at 10% for 1973 and about 33% by 1976. The company will make three new RAMs in 1974, and it is working on a fast n-channel cache memory.

# 1937-1973



# The Danameter.

## \$195.




### 1 Year Battery Life.

In a digital instrument, you'd expect to fool with a battery regularly, recharging it or replacing it.

Not with The Danameter. The battery will last you at least one year. And even if you find a way to wear it out, you're only talking about 69¢.

### Liquid Crystal Readout.

The specifications on the Danameter show at a glance that this is a more accurate instrument than the one it's designed to replace.



Yet there is another type of inaccuracy The Danameter solves—in an even more dramatic way.

These are the errors that occur every day in reading an analog voltmeter. Scales are hard to separate. Increments of measurement are greatly restricted. Precise readings are difficult to make.

When you measure with The Danameter, you interpret nothing. All you are shown is a number that is precisely the information you require.

It's accurate to a degree that you never imagined possible in an instrument at this price.

Once you have selected the proper function position, The Danameter instantly interprets, selects, and converts your information. It shows in a large liquid crystal display that adjusts to all light conditions. Even direct sunlight.



### Automatic Polarity.

In measuring voltage, you're accustomed to swapping leads to get a reading.

The Danameter instantly determines polarity, and then displays it as either positive or negative. All in a fraction of a second, with no help from you.

### Almost indestructible.

The Danameter has only one function selector. It's recessed behind the molded edges of its cyclolac case. You can drop it on concrete. You can kick it down the hall.



When you pick it up, it'll be working perfectly.

It's the first true portable instrument of its kind. For \$195.



# 1974.

1088  
DANAMETER



Actual size

## Model 2000 Danameter Specifications

Warranty: 1 year.

Measurement Functions: (4) DC volts, DC current, AC volts and ohms.

Typical Specifications:	
<b>DC Volts</b>	
Ranges	2V, 20V, 200V, and 1KV
Resolution	1mV
Overload protection	1000V DC or peak AC, any range
Accuracy	±(5% Rdg. + .05% Range)
Polarity	Automatic
Input Resistance	10 Megohms
Normal mode rejection	50 dB min. at or near 60 Hz

<b>AC Volts</b>	
Ranges	2V, 20V, 200V, and 1KV
Resolution	1mV
Overload protection	1000V peak AC, 250V DC, any range
Accuracy	±(1.5% Rdg. + .15% Range) to 5 KHz
Input Resistance	2 Megohms

<b>DC Current</b>	
Ranges	20 $\mu$ a, 2 mA, 200 mA and 2A
Resolution	.01 $\mu$ a
Accuracy	±(1.5% Rdg. + .1% Range)
Overload protection	250V DC or RMS

<b>OHMS</b>	
Ranges	200 $\Omega$ , 20K $\Omega$ , 2M $\Omega$ and 200M $\Omega$
Resolution	.1 ohm
Accuracy	±(2% Rdg. + .15% Range)
Maximum current through unknown	1 mA
Overload	250V DC or RMS

<b>General</b>	
Battery	One 9V dry battery
Est. battery life	1 year at normal usage
Test leads	Included
Size	4"H x 7 $\frac{1}{4}$ "W x 2 $\frac{1}{4}$ "D
Weight	1 lb.
Overload	Fully protected on all ranges

<b>Price</b>	
Model 2000 Danameter	\$195.00

<b>Accessories</b>	
<b>Part No.</b>	
2040	R.F. Probe (to 200MHz)
2030	H.V. Probe (to 30Kv)
2020	Carrying Case
2060	Extra Test Leads

**Contact your nearest Dana representative.  
Ask him to show you The Danameter.**

Alabama, Huntsville — (205) 534-9771  
 Arizona, Phoenix — (602) 957-9110  
 California, Los Angeles area — (213) 772-7320  
 California, Sunnyvale — (408) 245-3700  
 California, La Jolla — (714) 459-3351  
 Colorado, Denver — (303) 771-0140  
 Connecticut, Hamden — (203) 281-0810  
 Florida, Orlando — (305) 894-4401  
 Illinois, Chicago — (312) 539-4838  
 Indiana, Indianapolis — (317) 253-1681  
 Kansas, Shawnee Mission — (913) 722-1030  
 Maryland, Wheaton — (301) 942-9420  
 Massachusetts, Wakefield — (617) 246-1590  
 Michigan, Farmington — (313) 477-7700  
 Michigan, Kalamazoo — (616) 349-9666  
 Minnesota, Minneapolis — (612) 537-4501  
 Missouri, St. Louis — (314) 567-3636  
 New Jersey, Fort Lee — (201) 224-6911  
 New Mexico, Albuquerque — (505) 255-2330  
 New York, Rochester — (716) 328-2230  
 New York, Vestal — (607) 785-9947  
 New York, Metro New York Area — (516) 487-4949  
 New York, Syracuse — (315) 437-6666  
 North Carolina, Burlington — (919) 227-3630  
 Ohio, Dayton — (513) 278-5873  
 Ohio, Cleveland — (216) 333-5650  
 Ohio, Worthington — (614) 888-4466  
 Oklahoma, Norman — (405) 364-8320  
 Pennsylvania, Pittsburgh — (412) 824-3760  
 Pennsylvania, Blue Bell — (215) 542-1490  
 Texas, Houston — (713) 686-9627  
 Texas, Dallas — (214) 358-4643  
 Texas, San Antonio — (512) 828-0937  
 Utah, Salt Lake City — (801) 272-3861  
 Washington, Seattle — (206) 763-2755  
 Wisconsin, Brookfield — (414) 786-1940

### Canada:

B. C., Vancouver — (604) 732-7317  
 Manitoba, Winnipeg — (204) 475-1732  
 Nova Scotia, Halifax — (902) 455-0670  
 Ontario, Downsview — (416) 638-9218  
 Ontario, Ottawa — (613) 728-4624  
 Quebec, Montreal — (514) 735-4565

### Europe:

B	— Brussels	02-33 96 00
CH	— Mutschellen	05754655
D	— Darmstadt	06151-26661
DK	— Naerum	01-804200
F	— Paris	027 5686
GB	— Luton	582-24236
I	— Milan	02- 4982451
N	— Oslo	02-674590
NL	— Baarn	02154-6110
S	— Solna	820410
SF	— Tapiola	90-460 844

# DANA

Dana Laboratories, Inc., 2401 Campus Drive, Irvine, California 92664, U.S.A.  
 Telephone (714) 833-1234, Teletype 910-595-1136, Telex 678-341

Other countries: Contact DANALAB INT'L Headquarters 119/121 Rue Anatole France, 1030 Brussels, Tel.: 02-41 45 50/Tlx: 23662

*Here's a dependable, quick-delivery source  
for Zero Defect*

# High Voltage Silicon Rectifiers

- MEETS STRINGENT ENVIRONMENTAL REQUIREMENTS.
- HIGH TRANSIENT VOLTAGE RATINGS.
- EXTREMELY LOW LEAKAGE.
- WORKING VOLTAGE RANGE . . . 200V. THROUGH 50KV.

If you're looking for on-time delivery of miniature and microminiature High Voltage Silicon Rectifiers, look no further than ERIE. You simply can't beat our zero defect rectifiers since these units were first designed for high reliability night vision, lunar and aerospace applications. Their small size makes ERIE rectifiers ideal for thick film substrates, miniature power supplies, airborne displays, CRT displays, color TV, microwave ovens and other industrial and commercial applications where small size, reliability and superior performance are critical. All ERIE High Voltage Silicon Rectifiers feature conservative voltage ratings, fast recovery time, fast turn-on time, wide operating temperature range, high transient voltage ratings, low reverse leakage and unsurpassed reliability.

ERIE also offers double sealed, miniature Full Wave Bridge Rectifiers . . . perfect for P.C. use, with ratings up to 1000 volts per leg. So think ERIE for your High Voltage Silicon Rectifiers. Write TODAY for our new 24-page catalog . . . High Voltage Components and Devices.



# ERIE

ERIE TECHNOLOGICAL PRODUCTS • Erie, Pennsylvania 16512

Circle 21 on reader service card

# DIVA'S COMPUTROLLER BEGAT AND...



*An Episode in the True Chronicle of the DIVAS, Proudest Peripheral Family in the Computeworld.*

Forever stored in the computeworld memory is that incredible marriage four years ago, immortalized by this painting, of mini processor technology to DIVA controller — a marriage that united distinguished minicomputer families with great storage capacity disc drives of the IBM 2311 and 2314 types.

Once again, the elite of the computeworld find themselves at what appears to be a joyful celebration. They had been summoned here by a mysterious masked messenger who said only that they must come to witness an astonishing event. Marvel at the great throng! DEC, Data General, TI, Interdata — all of those with whom DIVA controller has interfaced in the past are here. A driving murmur fills the hall as all speculate upon the possible reason for this grand assemblage. Bits of conversation issue from the minis.



"They say mini processor and DIVA controller are now proud parents. They say we are here to see the spin off."

"No, no," unwinds another mini. "Another marriage is my input. DIVA plans a bold coupling that will further maximize us minis. That's the way I read it."

"Saving money. A million dollars saved on the purchase of a DIVA system, as compared with a comparable IBM system. *That's* news. *That's* why we're here."

On and on minis calculate. Discs and tapes drive and search. Output increases rapidly. Information is being transferred at fantastic rates — up to 624K bytes/sec by a DIVA Disc Drive 30 system alone. The combined interchange of data reaches din-like proportions.

## BUT WHAT HAS HAPPENED?

Two awful, blinding electronic flashes coupled with ear-piercing, supersonic cracks of sound reveal a shrouded figure holding up the DIVA medallion. Instantaneously all eyes focus upon this commanding sight. A shuddering gasp sweeps the hall, followed by electric silence. The newcomer steps forward and a sonorous pronouncement issues from deep behind royal purple robes.

"I am DIVA COMPUTROLLER here to tell you of my mighty workings."

COMPUTROLLER? COMPUTROLLER? All units go into search mode.

"Nor will you find me in your memories. I was not.



I am NOW. Born full-blown of mini processor and DIVA controller. Brought to maturity by expanded research facilities and a rapid growth curve. I was begat to interface all minis with IBM compatible 3330 type drives."

A tumultuous spontaneous exclamation of surprise and joy thunders from the throng. Mesmerized by this magnetic figure, they see he is a DIVA in every way: powerfully-built, solid-state throughout, capable of simultaneous control of up to eight disc drives in either mini or IBM formatting.

Holding up his medallion for silence, COMPUTROLLER speaks again. "Today I take a mini bride. Come rejoice with me. Learn how greatly I expand the memory and speed of my chosen one."



# DIVA'S COMPUTROLLER, PDP 11, AND 3330 TYPE DISC DRIVE UNITE. AN INCREDIBLE MARRIAGE.

*An Episode in the True Chronicle  
of the DIVAS, Proudest Peripheral  
Family in the Computeworld.*

The computeworld stares in awe at the incredible wedding scene which has unfolded before them. The bride is minicomputer PDP 11, offspring of the illustrious maxi-computer clan, begat of Abacus. The bridegroom is DIVA COMPUTROLLER, scion of this proud, most respected peripheral family. Officiating at the ceremony is Duke DIVA Disc Drive, direct descendant of IBM compatible 3330 type disc drives.

Realizing the great impact this interfacing will have on the computeworld, our happy guests monitor the wedding with joyous solemnity.


"Mated," Interdata 70 whirrs, "PDP 11 will have access to 100 million bytes of data on a single spindle or 200 million bytes on a dual spindle disc drive unit within an average access time of 32 msec."

"And with COMPUTROLLER providing a buffering sector, data will be transferable at the rate of 645,000 bytes/sec," marvels Nova II.

"And keep in mind," interrupts a breathless TI 980A, "that with COMPUTROLLER controlling eight drives, mini will have access to 1.6 billion 8-bit bytes of data!!"

But, hush! Listen to Duke DIVA repeating those always-inspiring words: "With the data stored in me, and with provided interconnecting cables and distribution panel, I now pronounce you linked in holy matrimony."

Resounding cheers befitting the occasion arise from the crowd. "A toast! A toast! A toast!" they roar. As is the custom, the proud parents, mini processor and DIVA controller, propose the toast to the dazzling couple: "To the most splendid and significant union in all our memories."



Duke DIVA  
Disc Drive

Mini PDP 11

"Vive, DIVA! Vive, DIVA! Vive, DIVA!" Everyone unwinds.

But even as we listen to the clink of ceremonial glasses and the exuberant laughter, we sense an underlying sadness. Those unchosen minis — do they count for nothing now? Will they not be able to enter the world of high speed data storage/access and low cost/bit performance? And why — throughout this entire festivity — has COMPUTROLLER remained hidden under his purple robe? Is there more to

COMPUTROLLER than meets the eye? Be sure to join us for the next episode in the True Chronicle of the DIVAS when we will hear the horrendous accusation: "Bigamy! BIGAMIST!"

In the meantime, learn COMPUTROLLER'S inside story. Find out about the free implementation and training courses, the software packages, and warranties that go with each disc system. All you PDP 11 users call George Roessler at 201-544-9000 for cost and delivery information. Or write: DIVA, Inc. 607 Industrial Way West Eatontown, N.J. 07724 TWX 710-722-6645.

REGIONAL SALES  
OFFICES:

CT: 203-526-3222

CA: 415-349-3482

Wash. DC: 703-370-5211.

GSA CONTRACT NO.  
GSS-OOC-00159.





If you could save up to 30% without losing anything by using this new 10mm ceramic trimmer capacitor, wouldn't you want to know it?

That's exactly what we can promise you for many applications. All the performance you need for about a third less than you've been spending.

These new trimmers have five capacity ranges from 3.0pF min. to 30.0pF max. Their operating temperature range is  $-30^{\circ}\text{C}$ . to  $+125^{\circ}\text{C}$ . And they mount interchangeably with other ceramic trimmers for PC applications. Four dielectric types available.

But check them out for yourself. Get the coupon in the mail today.



Actual Size

E. F. JOHNSON COMPANY/Waseca, Minnesota 56093. Dept. 3012  
You bet I'd like literature and a free test sample of your new low cost trimmer capacitor if it can do what you say!

Check capacitance (pF) range needed:

- 3.0 to 8.0       3.0 to 12.0       5.0 to 13.0  
 5.0 to 20.0       5.0 to 30.0

\_\_\_\_\_ Please send them directly.

\_\_\_\_\_ Please call me at: \_\_\_\_\_

Name \_\_\_\_\_

Firm \_\_\_\_\_ Title \_\_\_\_\_

Address \_\_\_\_\_

City \_\_\_\_\_ State \_\_\_\_\_ Zip \_\_\_\_\_



**E. F. JOHNSON COMPANY**

## Meetings

**Annual Meeting:** American Association of Small Research Companies, Quality Inn, Washington, D.C., Jan. 23, 24

**Reliability and Maintainability Symposium:** IEEE, Biltmore, Los Angeles, Calif., Jan. 29-31.

**International Solid State Circuits Conference:** IEEE, University of Pennsylvania, Marriott Hotel, Philadelphia, Feb. 13-15.

**Computer Conference (Compon):** IEEE, Jack Tarr Hotel, San Francisco, Feb. 26-28.

**Aerospace and Electronics Systems Winter Convention (Wincon):** IEEE, Marriott Hotel, Los Angeles, March 12-14.

**Zurich Digital Communications International Seminar:** IEEE, Swiss Federal Institute of Technology, Zurich, Switzerland, March 12-15.

**International Convention (Intercon):** IEEE, Coliseum and Statler Hilton Hotel, New York, N. Y. March 25-29.

**Carnahan Conference on Electronic Crime Countermeasures:** IEEE, Univ. of Kentucky, Lexington, April 17-19.

**International Reliability Physics Symposium:** IEEE, MGM Grand Hotel, Las Vegas, Nev., April 2-4.

**International Optical Computing Conference.** IEEE Computer Society, Zurich, Switzerland, April 9-11.


**Optical and Acoustical Micro-Electronics:** IEEE, Commodore Hotel, New York, N.Y., April 16-18.

**International Circuits and Systems Symposium:** IEEE, Sir Francis Drake Hotel, San Francisco, April 21-24.

**Communications Satellite Systems Conference:** IEEE, International Hotel, Los Angeles, Calif., April 22-24.

**Pittsburgh Conference on Modeling and Simulation:** ISA, University of Pittsburgh, Pa., April 24-26.

# Now you can intermix low level, high level and simultaneous sample & hold inputs



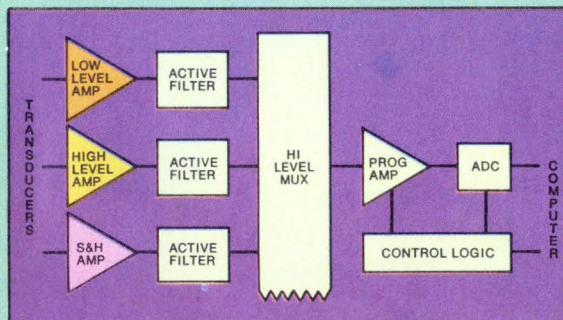
## With amplifier-per-channel System 620

### SYSTEM 620. A BETTER MOUSETRAP

In less than 2 years, our amplifier-per-channel System 620 has become industry's most popular high speed data acquisition system. Today, thousands of channels are performing reliably in the field. In scores of applications from Turbine Engine Test to Earthquake Engineering. Now System 620 is even more flexible than before. With 3 input amplifier options, four analog-to-digital converters and several computer interfaces to choose from. So here's the latest chapter on System 620, the new approach in data acquisition.

### LOW LEVEL AMPLIFIERS

Our field proven low-level differential amplifiers are perfect for strain gages & thermocouples since transducer signals are isolated right at the source. Our specs are impressive, too. With gain accuracy of 0.01%, 2 microvolt stability and 120 dB common mode rejection. More protection, too. If one channel gets wiped out by an overload, the rest don't feel a thing.



### NEW HIGH LEVEL AMPLIFIERS

Since high gain isn't always required, we've added an amplifier option which, for just \$80 a channel, provides system gain of 1 to 400. That's more than adequate for many applications. Yet, retains all the features of our low-level amplifiers.

### NEW SIMULTANEOUS SAMPLE & HOLD AMPLIFIERS

Low level sample & hold amplifiers are absolutely necessary in applications such as transient and vibration analysis, where data must be grabbed in a few nanoseconds or time correlation of data is important.

Low level, high level and sample & hold amplifiers can be freely intermixed in System 620.

And each amplifier in the system includes an active low pass filter with selectable cutoff frequency. Another important point. Continuous analog output is available on all channels.

### FOUR ADC OPTIONS

System 620 now has four analog-to-digital converters to choose from. If you need high accuracy, we can give you 14 bits at 20kHz. In most systems our economical 12 bit, 10 kHz analog-to-digital converter will suffice. Or if higher speed is your need, specify 12 or 15 bits at 50 kHz.

### COMPUTER INTERFACE

System 620 has been interfaced with a number of computers, both large & small. Interface hardware and software is available for most popular computers.


For the up-to-date story on System 620 — the new approach to data acquisition — phone or send for our brochure today.

**NEFF**  
INSTRUMENT CORPORATION

1088 E. Hamilton Rd., Duarte, Calif. 91010  
Tel. (213) 357-2281 TWX 910-585-1833

# Growing with the

**Amphenol connectors help assure correct weight in new automatic weighing system.**



Meat merchandising has taken a big step forward with advanced solid state circuitry. The system includes a scale, mini-computer, and a printer in an integrated modular package that can weigh and price meat in seconds.


Amphenol 221 Series micro-miniature connectors share the responsibility for transmitting weight and price data to the mini-computer. Their low cost, sturdy design, and high-reliability contact configuration make them ideal for this application.

The 221 Series does the same kind of reliable work in a variety of equipment in the electronic data processing, telecommunications and home entertainment industries.




# new electronics

**Amphenol connectors help transmit computer data in new high speed printer.**

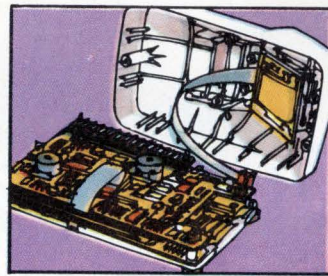


A unique modular matrix printer was recently developed to interface with mini-computers, medium-speed batch terminals, and other installations requiring high speed data output. Data is received at up to 75,000 characters per second. The data is then carried through PC cards to a printing head with an output of up to 165 characters per second.



Precise signal input and data output depend on consistent and accurate information flow. That's why this peripheral systems manufacturer specifies Amphenol 225 Series PC connectors and 6034 Series trimmers. They also rely on Amphenol connectors as an important link to the power supply portion of the printer.

**Amphenol assembly services help produce new credit card verifier.**



A major computer corporation recently developed a new computerized credit system. To eliminate a costly invest-

ment in production equipment and inventories, they turned to the Amphenol Cadre Division.

All assembly and material supply is now handled by Amphenol people including component preparation, stuffing and wave soldering of printed circuit boards, hand wiring, and mechanical assembly. In addition, unique quality control tests are carried out.

Over 500 units have already been produced with excellent turnaround time and high product quality. They are now in use by a nationwide resort and restaurant chain for added customer convenience and man-hour savings.

**BUNKER  
RAMO**

# AMPHENOL

For more information, contact these manufacturing/sales facilities. **United States:** Amphenol Components Group, 1830 S. 54th Av., Cicero, IL 60650 **Canada:** Amphenol Canada Ltd., 44 Metropolitan Rd., Scarborough, Ont. **Great Britain:** Amphenol Ltd., Thanet Way, Tankerton, Whitstable, Kent, England **West Germany:** Amphenol-Tuechel Electronics GmbH, 8024 Deisenhofen bei Munchen, West Germany **France:** Usine Metallurgique Doloise, 92a98 Avenue de Gray, 39100—Dole, France **Australia:** Amphenol Tyree Pty. Ltd., 10-16 Charles St., Redfern, N.S.W. 2016, Australia **India:** Amphetronix Ltd., 105 Bhosari Industrial Area, Box 1, Poona 26, India **Japan:** Daiichi Denshi Kogyo K.K., 20, 3-Chome, Yoyogi, Shibuya-ku, Tokyo, Japan 151

Fixed resistor  
difference  
is visible to  
the naked eye.



If you're really  
serious about cost,  
be serious about quality.

Paying the lowest price for fixed resistors doesn't mean they're costing you less. Split an A-B resistor apart and discover the difference between Allen-Bradley and all the others. Our exclusive hot molding process forms the elements into an integral structure. Physically strong. With a densely packed, uniform resistance track. Note

how the leads are firmly and thoroughly imbedded to reduce circuit noise. Hot molding is just one way we have engineered more quality into our resistors. Consistent A-B quality that can lower your installed costs and put more reliability into your products. If you think all resistors are the same, read "7 ways to tell the difference in

fixed resistors." See your A-B electronics distributor, or write Allen-Bradley Electronics Division, 1201 South Second Street, Milwaukee, Wisconsin 53204. Export: Bloomfield, New Jersey 07003. Canada: Allen-Bradley Canada Limited, Cambridge, Ontario. United Kingdom: Jarrow, County Durham NE32 3EN.



## Rockwell rivals bipolar, N-MOS with C-MOS RAM . . .

Aiming to stake a claim to a major portion of the high-performance standard-memory market, **Rockwell International will introduce in March the industry's first 1,024-bit C-MOS random-access memory to be built on a sapphire substrate.** Although smaller C-MOS/SOS random-access memories are available, the RAM from Rockwell's Microelectronics division in Anaheim, Calif., offers the same 1-kilobit single-chip capability that's become so cost-effective in high-speed semiconductor memories. And the speed-power tradeoff, when compared to that of bipolar or MOS 1,024-bit RAMs, is extremely attractive.

**The access time of the Rockwell static RAM at 10 volts is a swift 60 nanoseconds, compared with 60 to 80 ns for bipolar and 100 ns for MOS.** Power dissipation is only 100 milliwatts when operating, 10 mw in standby; for the other types, the operating drain is 300 to 500 mw. And like the others, the Rockwell part, which will be come in a 16-pin DIP, can be driven at 5 V at slower speeds.

## . . . as company prepares trio of new memories

Also coming from Rockwell's standard-memory department are three additional devices. There's a 4,096-bit C-MOS-on-sapphire read-only memory that boasts a 60-nanosecond access time, while dissipating only 1 milliwatt of standby power, an erasable (or read-mostly) ROM built with nitride technology, **and what promises to be the first commercially available nonvolatile MNOS RAM**—a 1,024-bit, 5-microsecond device, scheduled for early 1974, that will be guaranteed nonvolatile for 60 days.

## Diffusion-furnace controller permits easy power cuts

With the pressure on semiconductor makers to somehow reduce the power consumption of their diffusion furnaces, **a control device developed by the Lindberg division of Sola Basic Industries may attract a lot of attention.** The control reduces furnace temperatures during nonprocessing periods, such as weekends, without damaging the quartz tubes. For example, the company says that cutting a process temperature of 1,200°C to 900°C for 60 hours can mean a kilowatt-hour saving of 16% per tube.

Says William McEntire, product manager: **"The control device does away with the need to reprofile an array of diffusion tubes by adjusting temperature controls. Such an adjustment might require an entire day."** Lindberg says its controller, marketed through Lindberg-Tempress in Los Gatos, Calif., permits the mere flip of a switch to bring the temperature back up to set point in 10 to 35 minutes.

## ICs tested at high temperature for little added cost

A new machine that allows ICs to be tested dynamically at high temperatures for only a fraction of a cent more than tests at room temperature **may revive the controversy over guardband testing.** Developed by International Production Technology, Sunnyvale, Calif., the machine heats dual-in-line packages to temperatures as high as 125°C in a hot-air chamber and loads and unloads a test fixture at a rate of 3,600 packages an hour.

IPT developed the machine, which interfaces with most automatic test systems, for computer manufacturers **concerned that guardband**

tests would be inadequate to check the reliability of MOS dynamic RAMs operating in high-density memory systems, where hot spots may occur during system operation. In guardband tests, the circuits are tested at room temperature, and test limits are adjusted to allow for expected performance changes at high temperatures. The technique is generally used to test commercial circuits.

## Fairchild plans subnanosecond- ECL line

Now that Fairchild has entered subnanosecond ECL by introducing a few simple Isoplanar II gates about a year ago [*Electronics*, Feb. 15, 1973, p. 41], **it has developed an improved ECL line at those speeds.** Gates are ready for introduction in a few weeks, says Thomas A. Longo, vice president and general manager of the Digital Products group. In a few months he says the company will begin marketing complex special functions—starting with a gigahertz-frequency prescaler for TV tuners and communications systems.

## Intersil readies 4,096-bit PROM

The growing demand for programable read-only memories for micro-programming has induced Intersil to develop a 4,096-bit PROM that's scheduled for appearance in the second half of 1974. The new device will join Intersil's recently announced 2,048-bit PROM. Joseph Rizzi, vice president of R&D, says **the 4,096-bit memory is fabricated with a dielectrically isolated bipolar process that uses thin epitaxial layers, two levels of metalization, and Schottky diodes.** A program is recorded by means of a new version of Intersil's blown-junction technique. Rizzi maintains that, although other 4,096-bit PROMs are available, **the Intersil isolation process "results in smaller devices having higher yields and potentially lower prices."**

## Hughes utilizes pad relocation for C-MOS, ECL

Hughes Aircraft Co. is applying to C-MOS and ECL its pad-relocation technique for full-chip LSI. The company's work up to now has been in the ubiquitous TTL family using 5400-type circuits, **but ECL and C-MOS appears to offer significant advantages over TTL. ECL is much faster, and C-MOS dissipates minimum power.** Hughes says the pad-relocation technique [*Electronics*, Sept. 13, 1973, p. 40] is an alternative to printed-circuit boards with the addition of much higher density and lower costs.

In ECL, using the same pad-relocation techniques and only part of a wafer, **the Hughes group has made a 4-bit ECL multiplexer that operates at 50 megahertz.** The 0.5-by-1-in. chip is packed in a 78-pin standard package 1 by 2 in.

## Addenda

The IEEE has made good on its threat to move the Intercom show from New York to Boston in alternate years [*Electronics*, Feb. 15, 1973, p. 27]. Intercon will be combined with Nerem, a meeting traditionally held in Boston in the fall. The first joint show will be in Boston **in 1976 and then alternate between the two cities each spring. . . .** Gallium-arsenide Gunn diodes with power levels near those of the newest Impatt diodes [*Electronics*, Dec. 20, 1973, p. 25] may be available soon from Varian Associates. The company says it has started supplying samples with 5 and 10 watts peak power output at less than 1% duty cycle. . . . MCI has won an injunction in Federal court requiring Bell System companies to provide interconnection for MCI's network.



# C-LINE SCRs

**WE PUT 14 YEARS OF  
THYRISTOR EXPERIENCE  
INTO EVERY  
UNITRODE SCR.**

And that means a better industrial product. Our performance record proves it. In industrial/commercial applications, the use of Unitrode SCRs doubled last year and has doubled again this year. For the military, Unitrode supplies more lead-mounted SCRs than everyone else combined. Unitrode is the only SCR supplier with Military Qualification Approval on all TO-5 and TO-18 mil. specs. Why this kind of acceptance? Our experience. It means a lot to people who've had experience with less.

Our broad line of SCRs including plastic and hermetically sealed metal types offers a wide range of choices for literally hundreds of applications. The Unitrode SCR product line ranges from our very popular, rugged

0.8 amp TO-92 plastic package and TO-18 hermetically sealed series to our 1.6 amp TO-5 and TO-39 series. Some series are available to 600 volts.

It's what you would expect from a company that makes thyristors a major part of its effort — not just a sideline.

For fast action, call Sales Engineering collect at (617) 926-0404 Unitrode Corporation, Dept. 24Y, 580 Pleasant St., Watertown, Mass. 02172. For the name of your local Unitrode representative, dial (800) 654-9200 toll free or in New York State (516) 294-0990 collect. Check listing below for your nearest Unitrode distributor.



**UNITRODE** quality takes the worry out of paying less.

**Unitrode Franchised Distributors:** ARIZ., Kierulff, Phoenix (602) 273-7331; CAL., Kierulff, Los Angeles (213) 685-5511, Palo Alto (415) 968-6292, San Diego (714) 278-2112; CANADA, Schweber, Toronto (416) 925-2471; COLO., Kierulff, Denver (303) 343-7090; FLA., Schweber, Hollywood (305) 927-0511; GA., Schweber, Atlanta (404) 449-9170; ILL., Schweber, Elk Grove (312) 593-2740; MD., Schweber, Rockville (301) 881-2970, Technico, Baltimore (301) 828-6416; MASS., Schweber, Waltham (617) 890-8484; MICH., Schweber, Troy (313) 583-9242; N.J., Schweber, Somerset (201) 469-6008; N.M., Kierulff, Albuquerque (505) 272-1055; N.Y., Schweber, Rochester (716) 328-4180, Westbury (516) 334-7474; N.C., Schweber, Raleigh (919) 832-8881; OHIO, Schweber, Beachwood (216) 464-2790; TEX., Kierulff, Garland (214) 271-2471, Hamilton-Avnet, Dallas (214) 638-2850, Houston (713) 526-4661, Lenert, Houston (713) 225-1465; UTAH, Alta Electronics, Salt Lake City (801) 486-7227; WASH., Kierulff, Seattle (206) 763-1550.

See EEM Section 4800 and EBG Semiconductors Section for more complete product listing.

Circle 31 on reader service card

# GET TRIACS in CONTROL

## VARIETY

20 types, 3 to 25 amp, up to 600V in 9 different packages ....including new 8 amp isolated tab plastic encapsulated series.

## RELIABILITY

Proprietary **Power Glas**<sup>™</sup> passivation process creates a void free bond between the silicon pellet and matched glass....results in very low "off state" currents and parameter stability over operating life.

## AVAILABILITY

Competitively priced. Available from any authorized GE distributor, or GE Electronic Components Sales Office or from General Electric Semiconductor, Electronics Park, Bldg. 7-49, Syracuse, N.Y. 13201



# THYRISTORS

GENERAL  ELECTRIC

## First oxide-isolated C-MOS circuits cut chip area by one-third

Fairchild's Isoplanar process promises full C-MOS capability and could lead to C-MOS LSI devices

The benefits of passive isolation, previously available only in memory circuits, are now being offered in logic circuits as well. Fairchild Semiconductor's Isoplanar C-MOS standard logic family [*Electronics*, Dec. 20, 1973, p. 25] provides pin-to-pin compatible with the standard 4000 series but in a format almost one-third the size of conventional 4000 C-MOS. This cuts the chip size of a typical C-MOS logic chip—a quad gate—down from about 3,000 to 2,000 square mils. More significantly, because the Isoplanar technique almost doubles the density of transistors in the internal logic stages, Fairchild is planning faster medium-scale-integrated C-MOS and is even thinking of large-scale-integrated C-MOS.

Fairchild will start introducing the family, dubbed 34000 C-MOS, this month with a dozen logical equivalents of RCA 4000 types. Besides additional 4000 types, the family will include proprietary data-processing, watch, clock, and automobile circuits.

The process is similar to the one that Fairchild initially developed to make high-speed emitter-coupled-logic circuits [*Electronics*, Feb. 15, 1973, p. 41]. In fact, the C-MOS wafers are manufactured by the Bipolar Logic division.

The Isoplanar process eliminates the guard rings, or channel stops, that must ordinarily be diffused

around every C-MOS transistor. In Isoplanar C-MOS, those diffusions are replaced by etching away the edges of the transistors and growing silicon dioxide in the holes.

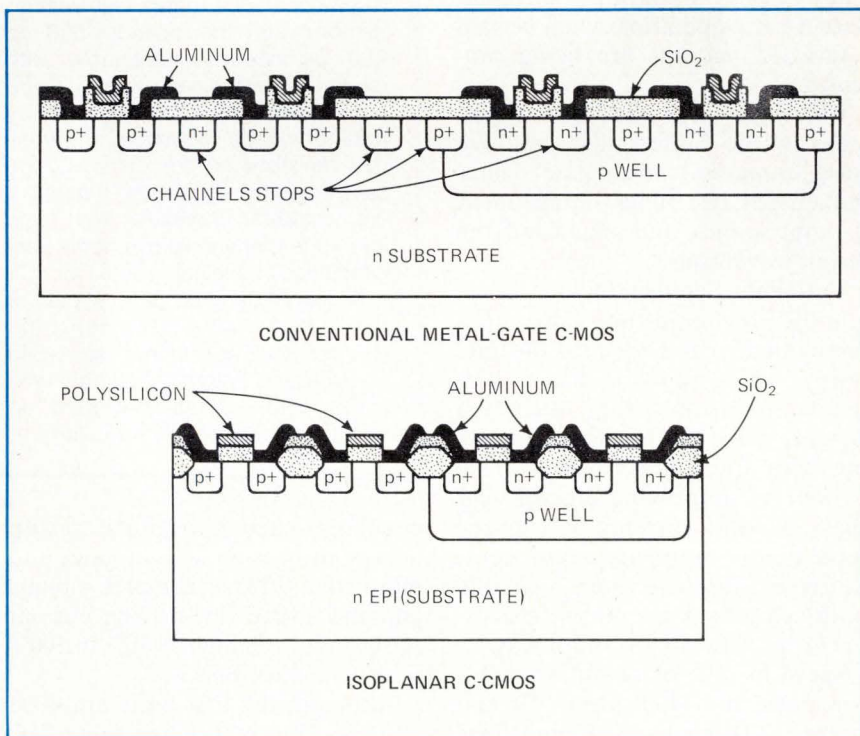
Another departure from conventional C-MOS processing is the use of epitaxial wafers. The Isoplanar and epitaxial processes are combined with silicon-gate MOS and ion-implantation methods.

**Quirks out.** To each output, Fairchild adds two inverter-like buffer stages. Each stage is a complementary pair of p-channel and n-channel transistors. The logic itself, made with very small transistors, drives the intermediate buffer, which then drives an oversized out-

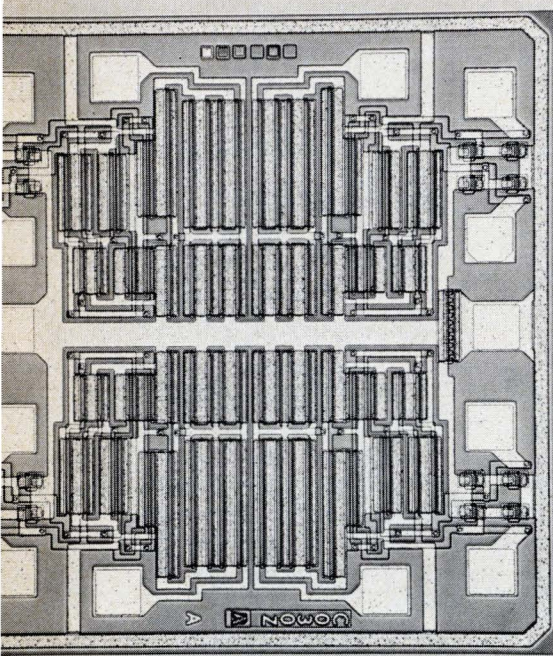
put buffer. This arrangement results in a more powerful, truly complementary output buffer. The change, which takes four extra transistors per output, cures the gremlin-like problems that sometimes crop up in C-MOS systems.

In comparison, the logic stage of a conventional design directly drives the output line. A NAND gate, for example, is simply two p-channel transistors in parallel and two n-channel transistors in series. Since the two pairs are not matched, gate delays and output impedances can vary with input-signal rise times and states.

According to Fairchild engineers, that input pattern sensitivity causes



**Size reduction.** Because Isoplanar C-MOS reduces capacitance and guard rings, it results in a device about one-third smaller than conventional C-MOS.



**Isoplanar C-MOS.** Pin-to-pin compatible with standard 4000 series, Isoplanar devices have more stable output impedances.

output-waveform distortions that grow worse with the number of inputs per gate and the number of circuits in series, particularly when the logic is operating slowly at low voltage. The sensitivity, they say, sometimes causes "mysterious" errors in system-logic operation when certain data-word patterns are being processed.

Fairchild says that the signal gains in the buffers also improve noise immunity, make gate delays and output rise times independent of input shapes, and square off the output waveforms.

National Semiconductor Corp. held the previous record with a 360-microampere drive spec for the 74C family, while Fairchild has a 400-microampere family spec. Such high currents make C-MOS more compatible with transistor-transistor logic as well as improving line-driving speed. Output currents of conventional design drop with circuit complexity because the room available on the chip for large output transistors drops with circuit complexity.

**Speed in.** The extra buffers don't slow down the 34000 chips. On the contrary, Thomas A. Longo vice president, says, the Isoplanar process reduces transistor sidewall ca-

## What's next for Isoplanar technology: gigahertz logic and MOS microcomputer

Besides C-MOS, most of Fairchild's upcoming digital designs will be Isoplanar. The gamut will range from logic operating at gigahertz frequencies, through MOS memories, to an n-channel microcomputer, according to Thomas A. Longo, vice president and general manager of the digital products group, and Philip R. Thomas, MOS division manager.

To isoplanar random-access memories already in production, the emitter-coupled logic department will be adding its fast-ECL line introduced last year [*Electronics*, Feb. 15, 1973, p. 41]. The devices will operate at subnanosecond speeds and be fully compensated for variations in power-supply voltages and operating temperatures. Gates will be ready for introduction in a few weeks, Longo says. And within a few months, there will be complex special functions, starting with a gigahertz-frequency prescaler for television tuners and communications systems.

Fairchild made some simple Isoplanar II ECL gates last year to demonstrate the speeds—600 to 650 picoseconds—attainable with oxide-isolated bipolar logic. Compensation was accomplished by putting voltage regulators and thermal resistors on the chips. Longo says that the result is the industry's first ultrafast, compensated logic line—one that should overcome past difficulties in designing with ECL.

A gigahertz prescaler is one of the better ways of automating vhf/uhf television tuners, says Eric G. Breeze, a Fairchild engineer who works with TV manufacturers on new tuner designs. By reducing fre-

quencies, it allows an MOS LSI circuit to handle the more complex control functions. A companion MOS control and channel-display circuit is being designed, along with alternative all-MOS controls.

The MOS division is also preparing an n-channel, microprogramed central processor unit for general-purpose microcomputers and control applications. Thomas expects it to be on the shelf late this year. It is designed to interface directly with bipolar logic and a variety of memories. "We want to produce one CPU," Thomas remarks, "but we will have a number of peripherals to expand the CPU's power."

Later on, the peripherals may include high-density charge-coupled-device memories. Fairchild is developing these to replace conventional rotating peripheral memories in large computer systems. "We can see the advantages of coupling our CCD and microprocessor developments," Thomas says.

**Shift registers.** Thomas' division is already producing p-channel Isoplanar shift registers and will have an Isoplanar counterpart of Intel Corp's 1103 p-channel dynamic RAM soon [*Electronics*, Dec. 6, 1973, p. 35]. He and Longo won't identify specific future memory products, but they hint that both n-channel RAMs and fifos (first-in, first-out, variable-rate shift registers) will come.

As for fifos, Thomas notes that while conventional shift-register sales are leveling off, fifo sales are growing. They are popular as buffer memories because data can be put in at one rate and taken out at another.

pacitances enough to reduce on-chip delays an over-all 20% in gates and more than 20% in complex circuits and the added line-driving current raises that to as high as 50% to 100% in system assemblies.

Although the first parts are 4000 designs, "We may make some 74C parts later," Longo says. He expects Philips of the Netherlands to pro-

duce the Isoplanar versions soon. Philips took a license as did TDK Fairchild Corp. in Japan, a joint venture with TDK Electronics. TDK Fairchild is not yet producing MOS, but will do so in about 18 months, Longo says.

Longo believes that before 1980, C-MOS will dominate the industrial and computer peripheral logic mar-

kets now served primarily by TTL. Isoplanar C-MOS, in particular, he says, is fast enough for 75% of industrial applications and speedy enough "to make it uncomfortable now for low-power Schottky TTL."

The difference between Isoplanar C-MOS and low-power Schottky-gate delays is not great—30 to 40 nanoseconds versus 15 to 20 nanoseconds—and the Schottky devices dissipate far more power, he points out. Despite the higher speed of 34000 C-MOS, it uses no more power than standard 4000 C-MOS. □

## Mixed process boosts linear action

Combining a standard complementary bipolar process with the various n- and p-channel MOS processes on the same chip has become a hot trend in advanced linear processing. Witness the chopper-stabilized operational amplifier introduced by Harris Semiconductor [*Electronics*, Aug. 16, 1973, p. 125] that combines vertical and horizontal npn and pnp gain structures and an MOS chopper circuit on the same chip.

Now the Melbourne, Fla., firm, adding complementary FET inputs to its process, has built an experimental high-speed inverting-type amplifier that sports a slew rate as high as 320 volts per microsecond, a gain bandwidth of 70 megahertz, an open-loop gain of  $2 \times 10^6$  and a current output of 50 milliamperes.

According to Jim Beasom, who developed the process at Harris, new levels of system integration could be achieved by combining linear and logic circuits on the same chip. A new line of products, led by the inverting operational amplifier, will be introduced next year by Harris, and Beasom expects a production line dedicated to the process by the end of this year.

The technique is a modification of Harris' polysilicon-dielectric-isolation technique. An n-type slice is selectively etched and filled with p-type epitaxial material. Then dif-

fused n<sup>+</sup> and p<sup>+</sup> buried layers are formed, and a thick—10–20 mils—polycrystalline-silicon layer is deposited. The slice is then polished from the back, using the standard dielectric-isolation method until the polishing plane intersects the p-type epitaxial layer.

Standard device processing is then used to form the devices on the dielectrically isolated n<sup>-</sup> on n<sup>+</sup> and p<sup>-</sup> on p<sup>+</sup> islands. The finished process includes discrete bipolar devices with breakdown voltages in excess of 50 v and cutoff frequencies over 500 MHz. Beasom feels that using n-channel depletion-mode MOS is advantageous in linear applications because devices can be operated around the zero-voltage-bias level. Early work at Solid State Scientific Corp., Montgomeryville, Pa., emphasized the need for vertical bipolar pnp and npn devices [*Electronics*, Aug. 31, 1970, p. 72].

RCA also has a process for complementary-bipolar and MOS devices. It utilizes enhancement-type devices for MOS and a lateral or substrate pnp structure. This technique tends to degrade performance of the pnp devices. Many companies have npn and C-MOS on a single chip. For example, Motorola Inc., Micro-power Systems, and Intersil Inc. have announced devices utilizing this technology. □

## Commercial electronics

### Aerospace firm turns out fire-hose control

Fire control has taken on a new meaning for the Government-contract-oriented engineers at Grumman Aerospace Corp. They have developed a fire-hose control that adjusts the flow of water electronically.

With the control, a fireman directing a water stream at a hose's nozzle can quickly regulate the water flow. Usually, the man at the nozzle must shout directions back to an operator on the pumper truck. Even with walkie-talkies, the confu-

sion and noise at most fires make this a cumbersome routine. And where radios are not used and hose lengths are long, valuable time is wasted just getting a message through to the pumper.

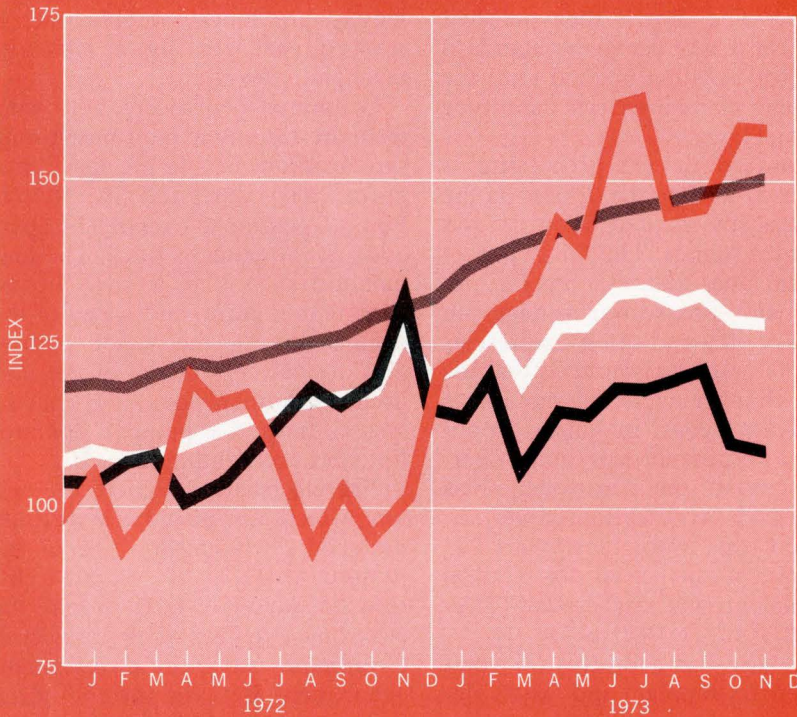
Grumman's engineers, borrowing from the automatic fault-monitoring systems pioneered in the space program, also designed its Nozzle Pump Operator to oversee the operation of the pumper truck. The unit monitors such items as the oil pressure, temperature, and speed of the engine driving the water pumps, and the battery voltage of the unit itself. Grumman points out that its system frees the pumper operator for other fire-fighting chores.

The electronic design of the system, which also includes a specially designed flow-control valve in the pumper-truck, is fairly straightforward, says Joel L. Bernstein, the electronic engineer on the project in Grumman's advanced development department. Between the end of the hose and the nozzle itself is an encoder-transmitter mounted on a 9-inch-long aluminum cylinder

**Nozzle control.** Using aerospace technology, Grumman developed a fire-hose-control device that regulates water flow.



## Electronics Index of Activity



Segment of Industry	Nov. '73	Oct. '73*	Nov. '72
Consumer electronics	158.1	158.6	101.6
Defense electronics	108.2	110.0	115.7
Industrial-commercial electronics	150.7	149.7	132.7
Total industry	129.5	130.2	118.4

The index fell 0.5% in November from October's level, but it remained 9.4% ahead of a year ago. Industrial-commercial electronics was the only major sector that bucked the November downtrend, rising 0.7%. Defense electronics dropped 1.6% and was off 6.5% from November 1972. Consumer electronics, though off by 0.3%, remained 55.6% higher than last November's level.

Indexes chart pace of production volume for total industry and each segment. The base period, equal to 100, is the average of 1965 monthly output for each of the three parts of the industry. Index numbers are expressed as a percentage of the base period. Data is seasonally adjusted. \*Revised.

or decrement bit, and synchronization and parity bits. Defining truck and hose addresses precludes the possibility of a message being received by any other truck in the vicinity, Bernstein points out.

The pumper truck has a display and control panel for the parameters being monitored, and an alarm sounds if any value falls out of preset limits. In addition, logic networks and solenoid drivers triggered by the decoded commands interface with the flow-control valve.

The Grumman system has been in development for about two years at a cost of about \$100,000, says Arthur August, director of the advanced development department. Grumman received advice on fire-fighting needs, he says, from Public Technology Inc., a private, non-profit, Washington-based organization that tries to match urban-area problems with high-technology solutions.

Following additional field trials—environmental conditions are tough, with temperatures, for example, ranging from -22°F to 140°F—Grumman hopes to get the unit into production by the latter half of next year. Plans are to sell the system for somewhere between \$10,000 and \$12,000. According to one Grumman estimate, there are some 80,000 pumper trucks around the country that could be retrofitted with the system, with another few thousand new pumpers being turned out each year. □

## Consumer electronics

### TV kit features electronic tuning

With what is billed as the most extensive engineering project in its history, kit-producer Heath Co. is ringing in the New Year with the first commercially available color television that features an on-screen digital clock and channel-number display, as well as completely electronic tuning and volume control.

In planning for more than three

through which the water passes. The encoder circuitry is mounted on the cylinder. Protective nylon housings fit over the circuitry and give the unit—still only in a prototype, hard-wired stage—an outer diameter of 4 inches. It is powered by six nickel-cadmium cells and weighs less than 5 pounds.

The control operates with incremental, rather than absolute, position signals, which are triggered when the fireman turns an outer plastic sleeve on the unit. Seven different flow rates—from 45 to 310

gallons per minute in 45-gpm steps—can be dialed. If water flow can build up gradually, the man at the nozzle is not whipsawed around by the rapidly rising water pressure.

Using frequency-shift keying, a digital encoder in the unit modulates a 1-watt fm transmitter operating at 458.05 megahertz, the special fire-service frequency. A 23-bit message is then sent to the pumper's receiver-decoder. The 23 bits contain the digital addresses of the truck and one of the two hoses these trucks usually carry, an increment

# another handful ... with more measurement solutions

## THIS 5 MHz PORTABLE ADDS EXPANDED BANDWIDTH TO THE TEKTRONIX LINE OF MINIATURE OSCILLOSCOPES

You've got to keep your computer installation running; downtime is too costly to treat lightly. When it happens, you must get there with the proper troubleshooting equipment, find the problem and quickly correct it. The 221 from Tektronix will help get the job done.

At 5 MHz bandwidth, 5 mV/div sensitivity, and 1  $\mu$ s/div sweep, this battery-operated miniscope displays the waveforms encountered in today's computer environment.

Many operator conveniences save set-up time and make the display easy to interpret. The integral 1 M $\Omega$  probe is always there when you need it. Deflection factors are easy to read. Trigger level and slope are simplified in one rotary control. AUTO trigger mode automatically triggers the scope trace from its input signal. And in AUTO mode, a bright reference trace eliminates confusion. Rotate the switch out of AUTO mode and you can select any combination of trigger slope and trigger level. With all this, you carry just 3½ pounds.

In its 3" x 5¼" x 9" package, the 221 has rechargeable batteries. It can be operated and charged from practically any power source from 90 to 250 V, 48 to

62 Hz AC, or 80 to 250 V DC without switching. Double insulation protects the operator while making elevated voltage measurements. Its impact-resistant case absorbs the rough treatment you expect in field maintenance.

221 Portable Oscilloscope, including batteries and probe . . . \$745  
Other 200-Series miniscopes offer 500 kHz bandwidth in single- or dual-trace, or dual-trace storage models.

Call your nearest field office for a look at the 221. Or write Tektronix, Inc., P.O. Box 500, Beaverton, Oregon 97005. In Europe, write Tektronix Ltd., P.O. Box 36, St. Peter Port, Guernsey, C. I., U. K.



**TEKTRONIX®**

committed to  
technical excellence



## Electronics review


years, the model GR-2000 uses a new, Heath-designed LC-type filter in the i-f strip, producing what the Benton Harbor, Mich., company calls an almost ideally shaped band-pass that greatly reduces adjacent-channel interference.

**On-screen.** The most visible feature of the new set is its on-screen channel display and optional clock. The clock is either 4- or 6-digit with 12- or 24-hour readout. The 1-inch-high channel and clock digits can be positioned by the user anywhere on the 25-in. screen and programmed to shut off after 3 to 90 seconds or displayed continuously. Changing channels or tapping the "volume-down" button recalls the display.

The circuitry for the clock display, which turns on the electron beam for specified time periods to form digits as it scans the tube, is synchronized by the receiver's horizontal and vertical retrace pulses, explains John E. Olson, the Heath engineer who designed the digital system. The position of the display on the screen is determined by adjusting a pair of on-chip monostable multivibrators triggered by the retrace signals, he says.

After positioning, a 4.5-megahertz gated clock-pulse generator is automatically enabled by the vertical retrace signals. Because the display must operate at this 4.5-MHz rate—that is, within 220 nanoseconds—Heath chose C-MOS for the set's faster devices, including the horizontal-scan-line counter and display digital counter, Olson says. Slower devices, such as the vertical counter

**Time and number.** New Heath color TV features on-screen channel and clock readout.



and its associated logic, were designed using p-channel MOS. National Semiconductor put it all together on a custom character-generator chip.

**Self service.** Heath engineers designed a new intermediate frequency filter and amplifier so that owners could build and service their own i-f strip. The amplifier also provides an additional half-megahertz in bandwidth, which yields a proportional increase in picture resolution. "Our fundamental goal was to achieve the desired selectivity curve, which in turn eliminates the need for critical trap circuits," says Ivan Mertes, senior design engineer at Heath. "It gives us all the select-

ivity-curve shaping in one extremely stable package.

Heath has also applied digital techniques to volume control, using a Motorola MC1358 sound i-f amplifier with a built-in electronic attenuator to control volume level with dc voltage. In remote-controlled sets, Heath uses a four-bit up-down counter and feeds its outputs to a 4-to-16-line decoder, providing 16 discrete volume levels. Up-down counters also control remote channel select, color tint and intensity, and on/off.

The basic price for the kit is \$649.95. Adding clock, remote control, and cabinetry brings the price to around \$900. □

## Government electronics

### Five-year plan goal: improved mechanisms for IC reliability

Faced with a \$5 billion annual bill for maintenance of electronic equipment, the Defense Department is starting a major five-year effort through the Advanced Research Projects Agency (ARPA) to improve the quality of integrated circuits. The project promises to have a significant impact on the semiconductor industry [*Electronics*, Dec. 20, 1973, p.49].

Plainly unhappy with the performance of the devices it buys, the Pentagon wants to raise yields, lower costs, and improve reliability by developing sets of test procedures for industry—covering steps in production and assembly and ultimately leading to increased use of automated production.


Officials quickly point out that the test methods won't infringe on companies' proprietary production techniques. But application of comprehensive testing methods is bound to have an important impact on production and assembly practices. The program, called the Advancement of Reliability, Processing, and Automation of Integrated Circuits with the National Bureau of Standards, is managed by the bureau and has

been announced in an industry briefing. The NBS expects to consult with and contract out to industry, universities, and other Federal laboratories in developing the test methods, according to Judson C. French, chief of the NBS Electronic Technology division.

Focusing initially on digital monolithic MOS and bipolar devices, the program's target will be to produce "a set of well-documented processing practices, controls, and measurements for use on production lines and applicable to the total semiconductor industry," according to C. Martin Stickley, ARPA's director of materials sciences. ARPA plans to test out new processes on new or future defense-system production lines or on Government-owned production lines before encouraging their adoption by industry, he says.

Furthermore, the Pentagon will press for increased use of "hands off" processes to beat down costs of the smaller lots of more specialized large-scale-integrated devices it expects to be buying in the future. "Through this program we also hope to enhance our ability to make perfect devices with the present MOS





# Lockheed Introduces 192 New Memory Products.

Lockheed Electronics SENTINEL Memory System makes it all possible. With SENTINEL you have the advantage of buying a customized memory, while paying only a standardized price.

SENTINEL consists of standard modular memory boards, power supplies and chassis. These can be combined in 192 ways to satisfy almost any customer's specific need.

Because SENTINEL is modular, it gives you flexibility in putting together your own system. Or we can do it for you at half the cost and time of starting from scratch.

One of the beauties of the SENTINEL Memory is that you don't have to buy the entire system to get exactly what you need. SENTINEL flexible combinations include assemblies from 4K by 18 up to 128K by 36 or any combination in between in modular increments of 4K, 8K or 16K words... all at submicrosecond speeds.

For more information on SENTINEL, write Lockheed Electronics, 6201 East Randolph Street, Los Angeles, California 90040. Or call (213) 722-6810.

**At Lockheed we build custom memories from stock.**  
**Lockheed Electronics Data Products Division.**

Boston 861-1880 • New York metro (215) 542-7740 • Philadelphia 542-7740 • Washington (703) 525-3600 • Atlanta 266-0730 • Detroit 557-5037  
Chicago 833-4600 • Dallas 231-6163 • Houston 682-2617 • San Francisco (408) 257-3357 • Frankfurt, Germany 04-13077

**Fifteen years of leadership in electronics. 1959-1974.**

Circle 39 on reader service card

technology," Stickley says. "We hope to be able to reduce the number of iterations necessary to develop operating circuits," he says, adding, "this research will move us towards the ultimate of low-cost disposable electronics."

From initial meetings with semiconductor company engineers, industry and program officials have targeted a host of problems, running the gamut from device production to assembly. Among the problem areas are:

- **Silicon.** Adequate techniques don't exist for measuring the thickness and resistivity of thin epitaxial layers. Other priority areas are methods to determine impurity profiles and rapid means to inspect wafers for contamination.

- **Oxides.** Defining specific measurement needs in this area are difficult, but concerns seem to center around such things as standardizing stress conditions for the bias-time-temperature stress tests and developing an inspection method that can be used immediately after etching to detect the presence of oxides in contact windows.

- **Photolithography.** Mask-inspection problems are more of a worry than photoresists, with the primary concern that of inspecting glass masks for defects and dimensional correctness.

- **Assembly.** Not surprisingly, bonding, packaging, and hermeticity all are problem areas. In wire bonding, a 100% test is needed to eliminate random weak wire bonds. Although DOD wants a high-reliability package, no one yet can define it, let alone tell how to test it. And, in hermeticity, determining leak rate is a big problem.

- **Testing.** Other problems in process-control measurements include fast production line tests for impurities in acids, solvents, and dopants; ion implantation processes, and surface cleanliness.

The program is starting out at a 30-man-year level in fiscal 1974 and is expected to grow, explains French. A few requests for proposals will be issued early this year, he says. The effort, managed under NBS' semiconductor technology pro-

## News briefs

### Philips to offer 'miniscopes'

Philips Gloeilampenfabrieken will tackle the "miniscope" market this year with two 5-megahertz oscilloscopes small enough to hold in the palm of the hand. The Dutch company has announced the PM 3000 single-trace and the PM 300 dual-trace scope. At less than 4 pounds, the new Dutch instruments have roughly the same weight and size as Tektronix Inc.'s model 221 single-trace 5-MHz scope introduced last month. Philips has yet to set a firm price, but it is expected that the two-channel instrument will cost \$645 plus \$80 for a set of rechargeable batteries, compared with \$745 for the 221, which comes complete with batteries and charger. Both the Philips scopes, which have a sensitivity of 30 mV/division, and the Tektronix scope, at 5 mV/division, are aimed at the rapidly growing digital and video field-service areas.

### Lasers help classify cells

An instrument consisting of two lasers whose beams pass through a jet of liquid containing human cells has been used to classify even rare cells that make up only 0.001% of the body's total cell population. Conventional bulk separators can process large numbers of cells but cannot divide them into many classes. The instrument was developed by researchers at the Stanford School of Medicine, Palo Alto, Calif., and Becton, Dickinson Electronics Laboratory in Mountain View, Calif., with a grant from the National Cancer Institute. The instrument, which Becton will manufacture, is expected to lead to a better understanding of the body's mechanisms of immunity. In turn, that may lead to a means of preventing such diseases as cancer and leukemia.

### Trade show aimed at design engineers

A new trade show and exhibition aimed at design engineers has been set for May 1974 in Washington by the Electronic Industries Association's Parts division. To be called the Design Engineers' Electronic Component Show—DEECS for short—the meeting is being touted by EIA as "the first major program where engineers can meet with component people at a single function on a one-to-one basis." Location and exact dates of the show have yet to be set by the EIA division's *ad hoc* committee sponsors. Chairman is Bruce Vinkemulder of Grayhill Inc., and division staff vice president Tyler Nourse will be show director.

### Xerox dispatcher cuts response time

By eliminating paperwork required for manual systems, a computer-based vehicle-dispatch system from Xerox Corp. cuts response time to police, fire, and other emergency calls while automatically handling administrative data processing. While the calls are processed, the system accumulates information for reports on daily activity and special management reports, and it eliminates the need for key-punching. In addition, it handles the agency's payroll and other accounting functions.

### Hinchman named chief of FCC's Common Carrier Bureau

Walter R. Hinchman, who was made head of the Federal Communications Commission's new Office of Policy and Plans in November 1972, has been named chief of the powerful Common Carrier Bureau. Formerly with the White House Office of Telecommunications Policy, Hinchman will succeed Bernard Strassburg, who is retiring [*Electronics*, Dec. 6, 1973].

### First home computer service hangs up

The high cost and small number of Touch Tone telephones has caused the nation's first home computer service in Seattle to go out of business in six months. A Seattle First National Bank official says that the \$20 installation fee, \$6.50 a month charge, and the few (10% to 15%) area households with Touch Tone phones crippled the bank's In-Touch system, which offered tax-data storage and mathematical services.

# CTS put the squeeze on 3 more cermet resistor networks.

Now 23 standard CTS designs—3 lead styles  
Series 750 Edge Mount Packages.



Choose from 23 CTS Space Saver Cermet Resistor Networks to Increase Circuit Density . . . At Economical Prices

You'll like how much they can save you, and your circuit. Less space . . . fewer components . . . greater system reliability . . . quicker, easier installation . . . reduced handling costs . . . and faster inspection. Consolidate up to 13 discrete resistors into one compact in-line Saver Pac resistor module.

CTS can do it easily with an expanded line of 23 modules . . . available in .100", .125", or .150" lead centers . . . including NEW 10 and 12-pin .125" and low profile 8-pin .100" designs. High power capabilities to 4.3 watts @ 70°C per module.

CTS 750 series cermet thick-film resistors assure proven performance—ultra high stability and reliability—backed by over 700,000,000 hours of test data. Hand install or use automatic assembly equipment . . . they're designed for either. Pick a CTS SAVER PAC resistor network today. Large or small orders welcome. CTS of Berne, Inc., Berne, Indiana 46711. Phone: (219) 589-3111.

**CTS CORPORATION**  
Elkhart, Indiana



A world leader in cermet and variable resistor technology

## Electronics review

gram, is being developed with the help of the three services' reliability laboratories. □

## Microwaves

### L-band filter made by electron beam

Although surface-wave acoustic devices have become valuable components in transversal filtering and chirp radar, these filters have been limited largely to systems operating at frequencies below 200 megahertz. Now Hughes Aircraft Co.—using electron-beam fabricating techniques to greatly reduce the electrode spacing along the filter—has developed a device that operates at the more useful L band. To reach that frequency range, Hughes engineers used an electron beam to cut filter lines with spacing of 1.1 to 1.8 micrometers in a lithium-niobate crystal.

The specifications of the filter are impressive: centered at 1.3 gigahertz, the filter has a bandwidth of 500 MHz, a compression ratio of 250:1, a maximum insertion loss of 40 decibels, and maximum side-lobe level of 24 dB below the central peak. Compressed pulse width varies from 3 nanoseconds with 3 dB of compression to 8 ns with 20 dB. Delay is 500 ns.

The filter was made at Hughes Research Laboratories, Malibu, Calif., from a Y-cut, Z-propagation lithium-niobate crystal to demonstrate that the exotic electron-beam microfabrication technique is practical for very sophisticated surface-wave devices. Lower-frequency acoustic devices have been made with conventional photolithographic processes much like those used to make integrated circuits. Electron-beam fabrication, in which a stream of electrons from a scanning electron microscope replaces a visible-light source plus contact mask, also has been used experimentally to make semiconductor devices.

The fine control and tight line spacings possible with an electron

beam are even more vital in microwave surface-wave devices than in semiconductors because of the small dimensions involved. R.D. Weglein, a Hughes engineer who helped develop the filter, says the fabrication of microwave devices is the most demanding application of electron-beam technology: some 650 electrodes are squeezed into only 900 micrometers.

Only 0.5 micrometers wide, an electrode is spaced as little as 2.18 micrometers from its neighbor—a wavelength at the highest frequency. Weglein says that errors are kept to under 500 angstroms—less than 4° of phase. The low error figure is made possible by using self-correcting techniques to control the electron beam; the uncorrected error could be 1,250 angstroms. □

## Energy


### Electronics firms push conservation

Despite the glimmer of hope in the energy crisis offered by the recent indications that Arab countries would increase their petroleum production, companies in the electronics industries are moving rapidly to reduce their energy consumption.

American Microsystems Inc., Santa Clara, Calif., has a program whereby employees whose written energy-conservation suggestions are adopted receive five shares of AMI stock.

In nearby Mountain View, Fairchild Camera & Instrument has what it calls an "energy-conservation task force," headed by Chuck Smith, director of central services. The group consists of heads of such departments as electricity, air conditioning, lighting, and gas. Already, says a spokesman, the company has cut back electric lighting in offices by about one third. The task force is working informally with the local utility to determine other measures to further reduce the use of electrical energy.


Meanwhile, an official at neigh-



from these  
General Instrument distributors

<b>EAST</b>		
<b>ALABAMA, Huntsville</b>		
Cramer Electronics		(205) 539-5722
<b>CONNECTICUT, Stratford</b>		
Greene/Shaw		(203) 378-0485
<b>FLORIDA</b>		
<b>Hollywood</b>		
Cramer Electronics		(305) 923-8181
<b>Orlando</b>		
Cramer Electronics		(305) 894-1311
<b>MARYLAND</b>		
<b>Gaithersburg</b>		
Cramer Electronics		(301) 948-0110
<b>Baltimore</b>		
Radio Electric Service Co.		(301) 823-0070
<b>MASSACHUSETTS, Newton</b>		
Greene/Shaw		(617) 969-8900
<b>NEW YORK</b>		
<b>Buffalo</b>		
Summit		(716) 884-3450
<b>Elmsford</b>		
Zeus Components		(914) 592-4120
<b>Hauspaug</b>		
Semiconductor Concepts		(516) 273-1234
<b>Johnson City</b>		
Wilshire Electronics		(607) 797-1236
<b>Plainview</b>		
Fairmont Electronic Sales Co.		(516) 694-8200
<b>NORTH CAROLINA, Winston-Salem</b>		
Cramer Electronics		(919) 725-8711
<b>PENNSYLVANIA</b>		
<b>Philadelphia</b>		
Philadelphia Electronics		(215) 568-8288
<b>Pittsburgh</b>		
Semiconductor Specialists		(412) 781-8120
<b>MIDWEST</b>		
<b>ILLINOIS, Elmhurst</b>		
Semiconductor Specialists		(312) 279-1000
<b>INDIANA, Indianapolis</b>		
Semiconductor Specialists		(317) 243-8271
<b>IOWA, Cedar Rapids</b>		
Deeco, Inc.		(319) 365-7551
<b>KANSAS, Lenexa</b>		
Hallmark Electronics		(913) 888-4747
<b>MICHIGAN</b>		
<b>Detroit</b>		
Semiconductor Specialists		(313) 255-0300
<b>Grand Rapids</b>		
Stotts Friedman Co.		(616) 241-6731
<b>MINNESOTA</b>		
<b>Minneapolis</b>		
Hallmark Electronics		(612) 925-2944
The Berquist Co., Inc.		(612) 925-2322
Semiconductor Specialists		(612) 854-8841
<b>MISSOURI, St. Louis</b>		
Semiconductor Specialists		(314) 428-6100
<b>OHIO</b>		
<b>Cincinnati</b>		
Newark Electronics		(513) 421-5282
<b>Dayton</b>		
Semiconductor Specialists		(513) 278-9455
<b>Solon</b>		
Recco		(216) 248-8900
<b>WEST</b>		
<b>ARIZONA</b>		
<b>Phoenix</b>		
Cramer Electronics		(602) 263-1112
Mirco Electronic Dist.		(602) 944-2281
<b>CALIFORNIA</b>		
<b>Culver City</b>		
Avnet Electronics		(213) 836-7200
<b>Newport Beach</b>		
Semicomp Sales		(714) 833-3070
<b>Santa Ana</b>		
Intermark Electronics		(714) 540-1322
<b>San Diego</b>		
Intermark Electronics		(714) 279-5200
<b>Sunnyvale</b>		
Intermark Electronics		(408) 738-1111
<b>Woodland Hills</b>		
Semiconductor Concepts		(213) 884-4550
<b>COLORADO, Denver</b>		
Intermark Electronics		(303) 936-8284
<b>NEW MEXICO</b>		
<b>Albuquerque</b>		
Century Electronics		(505) 265-7839
Cramer Electronics		(505) 265-5767
<b>TEXAS</b>		
<b>Addison</b>		
Computer Components		(214) 239-0271
<b>Dallas</b>		
Semiconductor Specialists		(214) 358-5211
<b>Houston</b>		
Component Specialties, Inc.		(713) 771-7237
Lenert Co.		(713) 225-1465
<b>UTAH, Salt Lake City</b>		
Alta Electronics		(801) 486-7227
<b>WASHINGTON-OREGON, Seattle</b>		
Intermark Electronics		(206) 767-3160

**FREE!**



**REFERENCE**

# CROSS <sup>A</sup> YOUR BRIDGES BEFORE YOU GET THEM

The industry's most comprehensive bridge rectifier cross-reference guide is now yours for the asking... free, from General Instrument, the world's largest manufacturer of bridge rectifiers up to 25 amperes. For your copy call the toll-free number below (In New York State call 516-733-3357) or write: General Instrument Corporation, Semiconductor Components Division, 600 West John Street, Hicksville, N.Y. 11802.


**800-645-1247**

**GENERAL INSTRUMENT CORPORATION  
SEMICONDUCTOR COMPONENTS**



Circle 43 on reader service card

# Efficiency Experts



Built to save energy—modular STM switching-transistor power supplies from Sorensen. Exceptional power density and efficiency. Up to 1.5 watts per cu. in., and up to 75% efficiency in half the space of comparable competitive units. 40 models offer outputs from 72 to 780 watts (3 to 56 volts)—all with these features: cool running... excellent performance characteristics... built-in overvoltage protection... quiet operation... adjustable current limiting. For complete data, contact the Marketing Manager at Sorensen Company, a unit of Raytheon Company, Manchester, N.H. (603) 668-4500.

### Representative Specifications—STM

Regulation (comb. line & load)	0.05%		
Ripple (PARD)	rms: 3 to 10 mv. p-p: 30 mv. typ.; 50 mv. worst case		
Module Sizes & Prices	Module	Size	Price
	III	5.12" x 3.31" x 9.50"	\$240-270
	IIIA	5.12" x 3.31" x 14"	\$300-330
	IVA	7.5" x 4.94" x 10.5"	\$475-495
	VI	7.5" x 4.94" x 14"	\$600-650

**Sorensen**  
POWER SUPPLIES

boring Hewlett-Packard Co. says that consumption of electricity has been cut by 20-25% at its Cupertino plant by shutting off lights. In other areas of the company, heating systems have been changed to reduce the amount of cold air that enters the building.

A company that is spearheading the efforts of several firms in the Chicago area is Motorola's Communications division, which has established a special energy board at its Schaumburg, Ill., headquarters to determine policy and implement fuel-conservation measures for all the division's plants. Initial results are impressive. The Schaumburg plant reduced its consumption of electricity by 20%, with a goal of 25%, and natural-gas consumption is down 16% on the way to a 20% goal, reports Jack Germain, vice president and director of product operations.

For several years, Motorola plants have used a transportation availability console for promoting employee car pools. A large illuminated map marked off in grids is mounted on a table with numbered slots corresponding to the grids. Employees fill out cards indicating rides needed or riders wanted and put them in their home grid slots.

Last month, the use of this console was made available to employees of more than 50 neighboring firms in suburban northwest Chicago. These firms have banded together to form a special energy committee, headed by Motorola vice president and assistant general manager Carl E. Lindholm.

In the East, Lockheed Electronics Co., Plainfield, N.J., organized energy-conservation committees about two years ago to help cope with the electric utility brownouts that strike during hot summer months. Presently, committees are meeting twice a month at the half-dozen or so major Lockheed Electronics facilities to come up with ideas for cutting down on energy use around the company. Minutes of the meetings are exchanged in the hope that action taken at one plant could spark ideas and more action at another. □

# Germanium power. From first to last, we still make 'em all.




Send for it!  
Box 20912, Phoenix, AZ 85036

There's no end  
to germanium power

## from Motorola, the power producer.

# **BIPOLAR MEMORIES, 1974 UPDATE.**





Basically, what the chart on the right tells you is that Fairchild makes an awful lot of RAMs, ROMs and even PROMs.

That, and a lot more.

### We're No. 1. And then some.

The chart tells you, for example, that Fairchild offers immediate 256-Bit ECL and TTL RAM availability.

What's more, we offer the only 256-Bit and 1024-Bit ECL RAMs available in quantity today. Also our first F10K ECL RAM, the 15ns 128-Bit F10405. Priced lower than many 64-Bit ECL RAMs.

We also offer the only 1024-Bit TTL RAMs available in substantial quantity.

And latest devices from Fairchild include our new full MIL 1024x1 RAM, listed as 93415DM, and our new 256x1 3-state RAM, listed as 93421DC.

In all, Fairchild offers the broadest line of bipolar RAMs available *period*.

And just for the record, we've shipped more RAM bits than all other bipolar RAM makers put together.

### The Isoplanar difference.

Another thing to remember, only Fairchild RAMs are Isoplanar.

And in memories, Isoplanar fabrication can mean more compact devices with better performance.

Increased availability at reasonable prices.

And better dependability on the job.

### First ROMs and now PROMs.

In addition to our existing Planar ROMs we now offer Planar TTL programmable ROMs, listed as 93416DC (open collector) and 93426DC (3-state).

## FAIRCHILD BIPOLAR MEMORY FAMILY

Device Type †	Output ‡	Max. Read Cycle (ns)	Max. Write Cycle (ns)	100 to 999 Price	Availability
<b>TTL RAMs</b>					
<b>256X1</b>					
93410DC	OC	60	60	13.10	In Stock
93410PC	OC	60	60	11.20	In Stock
93410ADC	OC	45	45	14.60	In Stock
93410DM	OC	70	70	26.20	In Stock
93410FM	OC	70	70	35.00	In Stock
93411DC	OC	55	55	15.00	In Stock
93411DM	OC	75	75	33.00	In Stock
93421DC	3S	50	50	15.00	In Stock
93421DM	3S	70	70	33.00	In Stock
<b>1024X1</b>					
93415DC	OC	90	90	56.00	Contact Fairchild Locally
93415DM	OC	110	110	135.00	Contact Fairchild Locally
<b>ECL RAMs</b>					
<b>128X1</b>					
F10405DC	—	15	15	15.00	In Stock
<b>256X1</b>					
95410DC	—	40	40	21.00	In Stock
<b>1024X1</b>					
95415DC	—	65	65	90.00	Contact Fairchild Locally
<b>TTL PROMs</b>					
<b>256X4</b>					
93416DC	OC	60	—	22.00	In Stock
93426DC	3S	60	—	22.00	Contact Fairchild Locally
<b>TTL ROMs</b>					
<b>32X8</b>					
93434DC	OC	50	—	10.00*	8 wks. ARO (1st. 100 pcs).
<b>256X4</b>					
93406DC	OC	50	—	14.00*	8 wks. ARO (1st. 100 pcs).
93406PC	OC	50	—	13.20*	8 wks. ARO (1st. 100 pcs).

\* Plus 600.00 mask charge — Minimum order 100 pcs. per mask.

† OC — Open Collector; 3S — Three State

‡ D — Ceramic DIP; P — Plastic DIP; C — Commercial Grade; M — Military Grade

For more information call your nearest Fairchild Sales Office or Distributor.

### What next? Here's your chance to tell us.

If you'd like a sample of our new devices, we'd like to send you one.

All we ask you to do is something you'd probably like to do anyway. Simply write us a note on your company letterhead telling us about your memory needs. And where you think we should go from here.

*Future product requirements? More emphasis on RAMs, ROMs or PROMs? TTL or ECL logic? Number of words by bits? Read and write cycle times? New applications under consideration? Quantities required? And anything else you may wish to mention.*

In return we will send you a free sample of any one of the following three devices:

- 93410DC (256x1 TTL RAM)
- 95410DC (256x1 ECL RAM)
- F10405DC (128x1 ECL RAM)

Send your letter to Bipolar Memories, M.S. 20-1066, at the Fairchild address below. And of course, don't forget to indicate your free sample preference.


Along with your sample, we'd like to send you a special portfolio of information on Isoplanar memories.

It's yours free, too.

So write today.

**MADE IN  
FAIRCHILD**

# Singer sweeps



Model 660

Model 9514/9515

This all-new family of sweep oscillators lets you virtually custom-select a unit to suit exactly your needs. And whatever you pick for your particular range and application, you'll have the best balance of sweep range, accuracy, power, programming and cost — anywhere over the 100 kHz to 18 GHz frequency range. Singer has put its full 20 years of sweeper experience into this new family — so that you don't


have to compromise in fitting the right instrumentation to your explicit requirements.

**Model 660.** The Singer family starts with this sweep oscillator. Four sweep modes: full-band, marker, manual and  $\Delta F$ . Stable CW operation with calibrated fine-tuning and low FM. Twenty-one low-cost plug-ins provide octave and multiband coverage from 100 kHz to 18 GHz. And the 660 is digitally programmable for

computer control.

**Model 9514/9515.** Mate the 660 with our 9514 Controller and 9515 Oscillator Unit for continuous sweep of 100 MHz to 18 GHz at 10 mw leveled output power. No inconvenience or risk of RF discontinuities or losses resulting from changing and interconnecting plug-ins. For the full beauty of this rugged unit, look inside. All oscillators are mounted on a common cooling duct,

# the market!



providing longer life, simpler operation and easy accessibility. To assure drift free operation all oscillators are left on continuously, their signals being switched to the output connector as programmed by your front panel or remote controls.

**Model 9517/9518.** This system includes the standard 6600 mainframe and any two plug-ins. It delivers multiplexed and leveled output power from a single connector while

sweeping individually or continuously across both plug-ins—perfect for straddle band testing anywhere, 100 kHz to 18 GHz.

**Model 6600A.** Finally there's this simplified, low-cost mainframe compatible with all plug-ins and with both the 9514/9515 and 9517/9518 systems. This inexpensive mainframe performs the

**SINGER**  
INSTRUMENTATION

same basic sweep functions as the Model 6600 where digital programming, markers, and sweep light are not required.

If RF testing is part of your work, you'll find this exceptional new sweeper family very welcome in your world. For complete specs, use the Reader Service No. or write to The Singer Company, 3176 Porter Drive, Palo Alto, Calif. 94304. Or phone (415) 493-3231.

# Introducing \$13,117.

Our 21-inch PDP-11/35 minicomputer for OEMs. All the big-system power of our PDP-11/40 at a much lower price.

With 32K words of our newly designed high-density 980ns memory.

And memory management capability is standard.

Plus the ability to run high-level operating systems like RSTS/E and RSX-11D. And ANSI-standard FORTRAN. CAPS 11. BASIC. BATCH. RT 11. And much more, from the world's largest library of minicomputer software.

There's plenty of room for system expansion. Up to 128K of memory. Floating point. Interfaces, controllers, communications devices. And over 60 PDP-11 family peripherals.

Cabinet and power supplies included. All in a 21-inch chassis.

And all for only \$13,117.\*





## Introducing \$6,077.

Our 10½-inch PDP-11/35 minicomputer with 8K of memory.

For the OEM who needs 11/35 power and expansion, but in a smaller package at a lower price.

Memory expands to 32K within the chassis. And memory management is available.

Plus all those options. And peripherals. And software.

It comes in a rack-mountable chassis for packaging convenience and flexibility. And includes power supplies, programmer console, and pre-wired connector slots for floating point and memory management. \$6,077.\*

It's a small price to pay.



## Introducing \$4,156.

Our 10½-inch PDP-11/05 minicomputer. The new big box version of Digital's famous 5¼-inch model, but for OEMs who need greater expansion and flexibility.

Memory starts at 8K and grows to 28K.

Standard features include four-level automatic priority interrupt, direct memory access, power fail/restart, line frequency clock, serial communication line interface, and programmer's console.

Plus, again, all those 11-family options, peripherals and software. At only \$4,156.\*

No wonder the PDP-11 outsells all other 16-bit computers on the market.

**digital**

Contact your local Digital office. Or write: OEM Products Group, Digital Equipment Corporation, Maynard, Mass. 01754 (617) 897-5111. Ext. 3115. European headquarters: 81 route de l'Aire, 1211 Geneva 26. Tel: 42 79 50. Digital Equipment of Canada Ltd., P.O. Box 11500, Ottawa, Ontario K2H 8K8. (613) 592-5111.

Circle 51 on reader service card \*QUANTITIES OF 100.

# WE'RE NO GIANT BUT...



## Stewart-Warner Microcircuits is great at reaching companies our own size.

If you're a big time operator placing multi-million-piece orders, you may have to do business with the giants. So good luck to you. But if you're a small or medium size company, you don't have to rely on luck.

You can place your order with Stewart-Warner Microcircuits—someone your

own size. You'll be sure of getting the same kind of high quality product, personalized service, and customer loyalty that our regular customers take for granted.

So remember, we have 77 circuits in our 7400 TTL line, plus 9601's and 9602's,

and a complete line of 930 DTL's. And whether you need circuits now or in '74—the time to order is **now!**



STEWART-WARNER MICROCIRCUITS DIVISION

STEWART-WARNER CORPORATION

730 E. Evelyn Ave. • Sunnyvale, Ca. 94086 • (408) 245-92

Contact your nearest authorized distributor, or get your quote on our out-of-state toll-free line—(800) 538-7906.

**ALABAMA**  
POWELL ELECTRONICS INC.  
Huntsville, (205) 539-2731

**ARIZONA**

MICRO ELECTRONIC DISTRIBUTORS  
Phoenix, (602) 944-2281  
WEATHERFORD  
Phoenix, (602) 272-7144

**CALIFORNIA**

INTERMARK ELECTRONICS  
San Diego, (714) 279-5200  
Santa Ana, (714) 540-1322  
Sunnyvale, (408) 738-1111  
POWELL ELECTRONICS  
Mountain View, (415) 964-0820

**SEMICONDUCTOR**

CONCEPTS, INC.  
Woodland Hills, (213) 884-4560  
WEATHERFORD  
Anaheim, (714) 547-0891

Glendale, (213) 849-3451  
Palo Alto, (415) 493-5373  
Pomona, (714) 623-1261  
San Diego, (714) 278-7400

**COLORADO**

INTERMARK ELECTRONICS  
Denver, (303) 936-8284  
WEATHERFORD  
Englewood, (303) 761-5432

**CONNECTICUT**

U-TRONICS  
Fairfield, (203) 255-4521  
WILSHIRE ELECTRONICS  
Hamden, (203) 281-1166

**FLORIDA**

LYKES ELECTRONICS  
Miami, (305) 592-3269  
Tampa, (813) 229-1885  
POWELL ELECTRONICS INC.  
Miami Springs, (305) 885-8761  
Orlando, (305) 859-1450

**GEORGIA**

LYKES ELECTRONICS  
Atlanta, (404) 355-2223

**ILLINOIS**

BODELLE COMPANY INC.  
Chicago, (312) 468-1016  
OHM ELECTRONICS  
Palatine, (312) 359-5500

**LOUISIANA**

LYKES ELECTRONICS  
New Orleans, (504) 486-7441

**MARYLAND**

POWELL ELECTRONICS INC.  
Beltville, (301) 937-4039

**MASSACHUSETTS**

A.W. MAYER CO. INC.  
West Newton, (617) 965-1111  
GERBER ELECTRONICS  
Dedham, (617) 329-2400

**WILSHIRE ELEC./NEW ENGLAND**

Cambridge, (617) 491-3300

**MICHIGAN**

NORTHLAND ELECTRONICS INC.  
Farmington, (313) 477-3200

**MINNESOTA**

ELECTRO-COM CORPORATION  
Minneapolis, (612) 788-8601  
INDUSTRIAL COMPONENTS, INC.  
Minneapolis, (612) 831-2666

**NEW JERSEY**

WILSHIRE ELECTRONICS/  
PHILADELPHIA  
Cinnaminson, (609) 786-8990

**NEW MEXICO**

WEATHERFORD  
Albuquerque, (505) 265-5671

**NEW YORK**

HARRISON ELECTRONICS  
CORPORATION  
Farmingdale, (516) 293-7990  
SIMCONA ELECTRONICS CORP.  
Rochester, (716) 228-3230

**WILSHIRE ELECTRONICS**

Johann City, (607) 797-1236  
ZEUS COMPONENTS  
Elmsford, (914) 592-4120

**NORTH CAROLINA**

KIRKMAN ELECTRONICS, INC.  
Winston-Salem, (919) 724-0941

**OHIO**

RPC OF OHIO  
Cleveland, (216) 461-4700  
STOTTS FREIDMAN  
Dayton, (513) 224-1111

**PENNSYLVANIA**

POWELL ELECTRONICS INC.  
Philadelphia, (215) 365-1900  
RPC  
Pittsburgh, (412) 782-3770

**TEXAS**

KA ELECTRONIC SALES  
Dallas, (214) 747-2494  
LEBERT COMPANY  
Houston, (713) 225-1465  
WEATHERFORD CO.  
Houston, (713) 688-7406  
Dallas, (214) 243-1571

**UTAH**

ALTA-LAND ELECTRONICS, INC.  
Salt Lake City, (801) 486-7227

**WASHINGTON**

INTERMARK ELECTRONICS  
Seattle, (206) 767-3160  
WEATHERFORD  
Seattle, (206) 243-6340

**CANADA**

FUTURE ELECTRONICS CORPORATION  
Montreal 307, Quebec, Can., (514) 735-5775  
Rexdale, Ontario, Can., (416) 677-7820  
Ottawa 7, Ontario, Can., (613) 232-7757

**REPUBLIC OF SOUTH AFRICA**

ELECTRONIC BUILDING ELEMENTS (PTY.) LTD.  
P.O. Box 4609  
Pretoria, Republic of South Africa

**UNITED KINGDOM**

ATHENA SEMICONDUCTOR  
MARKETING CO., LTD.  
Egham, Surrey, England  
Telephone: Egham 6161

Circle 52 on reader service card

## **Study by product commission reopens TV safety issue**

Capping a lengthy study of accidents related to TV sets, the Consumer Product Safety Commission is planning to call in TV manufacturers in February for a hearing on the safety of TV sets, the results of which **"may very well mandate a Federal safety standard for TV sets,"** says one staffer. The probe is sparked by commission data purporting to show that **916 "home-television-related fires" in the course of a year caused several injuries and one death in a sample population.** While industry had anticipated some changes in quality-control requirements as a result of the study, the commission appears ready to go much further and **will ask set makers to supply their own accident data as well as their plans for design and manufacturing changes and for training service technicians.**

Sets named in the commission data came from RCA, Philco Ford, Admiral, Zenith, Montgomery Ward, Packard Bell, Olympic, Magnavox, Sears, Sharp, Sony, Panasonic, and Heath, most of them color. J. Edward Day, special counsel for the Electronic Industries Association, says that "industry is making maximum efforts" to make safe TV sets, but cautions that "the commission is not in the position to say that TV sets were the cause of the accidents." The industry wants "to see the problem described properly," he says.

## **Counters of bus passengers, revenue sought by UMTA**

The Urban Mass Transportation Administration wants to develop an automatic onboard bus passenger, revenue, and maintenance tabulator so that transit bus operators can plan their fleet schedules better. Moreover, **the agency will qualify the winning design for Federal grants to help municipal bus fleets buy the system.** First stage is planned for the end of January, when UMTA's agent, the Mitre Corp., McLean, Va., will issue requests for proposals for new sensing techniques for an automatic bus-passenger-counting system. After evaluation, feasible approaches will be funded and turned into operational prototype units for further testing.

**The solid-state passenger counter—estimated to cost about \$1,000 per bus—will be part of a package that will include a plug-in cassette-tape-recorder unit to monitor gas and oil consumption.** As UMTA reasons that fleet owners won't want to put the \$300 recorders on every bus, the cassettes would be plugged into buses on a selective basis. Separate RFPs for the cassette devices are due later in the development cycle, but the bus-counter contractor should have a competitive edge. **UMTA foresees the combination passenger counter and maintenance recorder as being read during servicing over a connecting cord to a computer, which opens another possible market in computer hardware.**

## **Bureau of Mines is looking for novel wireless system**

A potentially rich vein in the communications equipment market could be tapped if a company can develop a successful wireless communications system in mines for the U.S. Bureau of Mines. The bureau plans to issue a request for proposals for new ideas in January, due back 30 days later, because "there's something wrong with every major means from vhf to uhf," says one staffer. **If the one-year effort is successful, the bureau would like to begin multi-year development leading to Government-backed commercial production of systems,** including portable personal transceivers, repeaters and surface communications.

## Managing future shortages

*Emilio Q. Daddario, who while in Congress became its acknowledged leader on issues affecting science and technology, is now expected to return to Capitol Hill as director of the new Office of Technology Assessment. While most Government and electronics industries leaders continue to struggle with the immediate problems arising from the petroleum shortage, Daddario is inclined to a longer view. Recently, he considered the long-term impact of shortages at a meeting on National Materials Policy sponsored jointly by the National Academy of Science and the National Academy of Engineering. Excerpts from his comments follow.*

—Ray Connolly

Having lived in the America of abundant land and rich resources, we have long assumed that they were inexhaustible. We have also developed the strong belief that if anything did go wrong, the democratic process and a free market economy would unfailingly lead us to the preferred course. Yet we are beginning to face the fact that our society has become rapidly altered by technical change, and most of us are aware of the critical social maze we, and others of the technically advanced nations, have built for ourselves.

We have come to realize that, like it or not, we must learn to live under different conditions. The great unknown in any such exercise is this, the manner in which Government shall act and if, in so doing, it is to take the prime responsibility.

The two studies [on national materials policy] before us include recommendations that touch on almost every facet of American life, public and private. Without disagreeing with any of the recommendations, I remain overwhelmed by their sheer magnitude. We obviously can't implement them all. So where do we begin? Which have the highest priority? And how is that to be determined?

### Too much advice

Moreover, there are many other important commissions which have made recommendations that must also be taken into account. Putting it bluntly: we have more advice than we can handle. What we need now is the kind of systematic decision-making and management to put first things first and get them done. We must develop increased coordination between the agencies and departments of Government so that they can act and interact more efficiently. Clearly, the formal promulgation of a comprehensive materials policy and the organization of Government to implement that policy

are of fundamental importance.

Either we decide the issues rationally, or they will be decided for us irrationally. Our goals in the management of our national resources of materials, energy, and environment are not easily expressed, nor are they easily reconciled. We cannot wind up our universe like a watch and leave it alone to run by itself. It takes our continued, sustained attention. An orderly and sustained management directed toward this purpose is virtually meaningless in the absence of a stout, well-conceived, well-supported, and well-executed national science policy.

In the development and management of whatever structure is necessary to accomplish these broad objectives, congressional participation is both vital and critical.

The role of our science-based technology in bringing about efficiency and flexibility in our use of resources is clear and unmistakable:

- It improves performance so that we can do more with less.
- It finds new properties for our designs.
- It enhances the efficiency with which we extract metals from the ground.
- It enables us to recapture values from wastes.
- It shows us where to look for substitutes and for new ways of using old materials.


In short: science and technology increase our options, our freedom of choice in the routine management of our resources.

### Call for change

As a final point, I must stress the importance of the organization to coordinate the planning and implementation of policy in science, technology, and their application to materials, energy, and environment. [The] responsibility to meet our short- and long-term needs cannot be distributed in an uncoordinated fashion to individual mission-oriented agencies where the competition for funds and attention will lead disastrously to divided public support. To deal with such issues on a piecemeal basis is both wasteful and inefficient. To avoid this calls for a thorough change in Government organization.

In endorsing the concept of a greatly strengthened Department of Natural Resources, presumably based on transfers to the present Department of the Interior, I do not mean to suggest either that reorganization automatically yields beneficial results, or that further pruning and shaping are not needed. But it would be a good starting point, and especially for coming to grips with our needs for a sustained program of resources policy formulation and coordination.

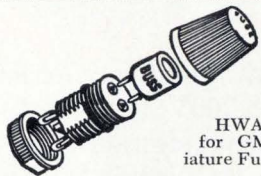




¼ x 1¼ inch Normal Blowing Fuses AGC GLH MTH From 1/500 to 30 amps, for 32V, 125V, or 250V

¼ x 1¼ inch Time Delay Fuses — From 1/100 to 30 amps, MDL MDX for 32V, 125V, or 250V

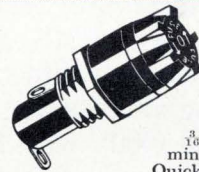
## For every electronic protection need **BUSS**® has a quality Fuse and Fuseholder



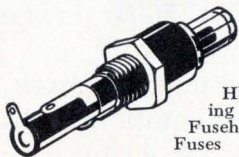
HWA Fuseholder for GMW Subminiature Fuses



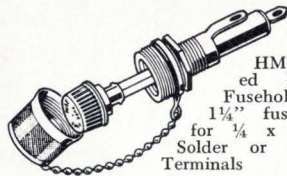
Series HH and HI In-the-Line Fuseholder for ¼ x 1¼ Fuses



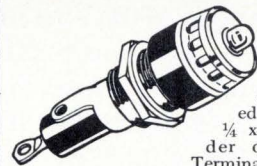
HTA Space-Saver Panel-Mounted Fuseholder for ¼ x 1¼ Fuses (solder terminals) also HTA-DD, 3/16" Quick-Connect Terminals and HTA-HH, ¼" Quick-Connect Terminals




HKL Lamp Indicating - Panel - mounted Fuseholder for ¼ x 1¼ Fuses



HMR RF-Shielded Panel-Mounted Fuseholder for ¼ x 1¼ fuses and HMS for ¼ x 1" fuses — Solder or Quick-Connect Terminals



HLD Visual-Indicating Panel-Mounted Fuseholder — for ¼ x 1¼ Fuses — Solder or Quick-Connect Terminals



NEW: BUSS SNAP-LOCK rear panel mounted fuseholder for ¼ x 1¼ fuses — a "snap" to install Ask for BUSS Bulletin SFH-14

The BUSS line of fuseholders is as complete as the BUSS line of fuses, covering all applications.

If you've got a circuit to protect, BUSS has the fuseholder as well as the fuse to protect it.

For more information on the complete line of BUSS fuses, fuseholders, fuseblocks, and fuse clips, write for a free copy of BUSS Bulletin SFB.

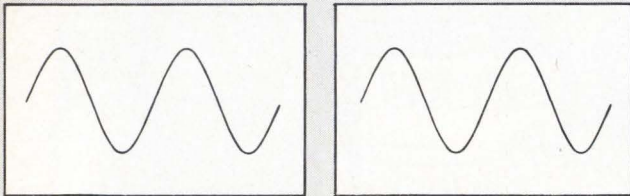


BUSSMANN MANUFACTURING  
a McGraw-Edison Company Division  
St. Louis, Missouri 63107



# Undistorted truth

from the new Weston 4445 DMM  
with true RMS capability.



Can your present average-reading DMM tell the difference between these two computer-generated sine waves? Probably not.

But the Weston new model 4445, a low-cost, 3½-digit RMS-responding DMM can. It can seek out and detect the 1% distortion in the third harmonic of the wave on the right. And it could do the same even if the wave were square, triangular or odd-shaped.

So don't depend on just any DMM for those critical AC voltage readings. Stop guessing at those last one or two digits. Get a Weston model 4445 with RMS capability and read every wave to a guaranteed  $\pm 0.5\%$  accuracy  $\pm$  one digit across ranges from a low 200mV to a full 1000V with 100uV resolution.


For only \$450 you get all this, plus 5 DC voltage ranges, 200mV to 1000V; 6 resistance ranges, 200 ohms to 20 megohms; 2 DC current ranges, 200uA to 2mA; plus 2 AC RMS current ranges, 2uA to 2mA—all fully over-load protected.

And you get it all inside a fully portable, shock-resistant case measuring only

2.25" x 5.45" x 7". Weighs only 2.5 lbs. Comes complete with four nickel cadmium batteries for up to 10 hours continuous operation, and AC line converter for bench-work. Fuses, probes, and carrying case are included, of course.

**9744 Transducer adds RMS to any one-volt digital instrument.**


If you already use a digital voltmeter with 1-volt DC range, you can add RMS with the new Weston 9744 Transducer.



Model 9744 can be ranged to accept AC input from 100mV through 700V. It converts the input to a 1-volt DC output signal for the full-scale RMS value of the AC signal. Will also scale AC current input from 1uA to 1mA. Operates on either 115V or 230V, 50-60 Hz line.

List price only \$150 with case.

See both these exciting new examples of WESTON leadership in test equipment at your nearby distributor today. Or, write direct to Weston Instruments, Inc., 614 Frelinghuysen Ave., Newark, N.J. 07114.



**We're either first or best. Or both.**  
**WESTON**®  
WESTON  
Schlumberger

## Electronics makes waves at Europe's boat shows

Sailors within reach of London and Paris don't have to risk chilblains this month to satisfy their passion for boating. A day's hull-thumping and cabin-checking at the big January boat shows in the two cities rates as high as a winter sail except for a hardy few. Amidst the forests of masts, showgoers this year can find some new electronics hardware, much of it within reach of only well-heeled yachtsmen. But there's a noticeable effort by producers to get their prices down.

One way to cut costs is to share common resources. And that's the tack that EMI Marine, a division of EMI Electronics Ltd., has taken. Circuits are shared, as much as possible, in the company's new line of yachting instruments—a log, a depth gauge, and wind and trim indicators. All the circuitry except that necessary for driving the cockpit displays is housed below in a box measuring roughly 6 by 9 by 3 inches. Along with a board for the power supply, this box can take up to three other instrument boards. This gives yachtsmen their choice of up to five instruments—the “wind” board covers three functions.

**Add on.** Colin Burdick, chief engineer of EMI Marine and the man who devised the new configuration, says that the sailor who intends to stick with just one instrument will pay just as much, probably more, buying it in the new range as he would buying a conventional, self-contained, discrete instrument. However, if he wants two instruments or more—initially or later—he will gain, probably saving about 20% if he wants all five.

In Britain, transducer, electronics, and one instrument for speed and distance measurement will cost about \$430. Adding depth indication will cost another \$250. All five instruments will cost about \$1,200.

Solitary navigators will get a leg up from Oxy Nautica, an affiliate of

the Geneva-based Oxy Metal Finishing International. Oxy Nautica has added relatively low-cost acceleration and wind indicators to its line for 1974. But the new instrument that company head Jean-Claude Protta enthuses most about is an autopilot that runs off four flashlight batteries. Hardware powered by non-rechargeable batteries is okay under the rules for single-handed sailing competitions, so Protta expects that deep-water sailors who like to cross oceans alone will be prospects despite the cost—“under \$3,000.”

In this autopilot, a control tab 50 centimeters high and 15 cm wide is

hinged onto the after edge of the rudder. It moves relative to the plane of the rudder through a rack-and-pinion arrangement; a 6-volt motor housed in the tab drives the pinion. The motor is powered by a servo system built around a pair of RCA 3078 operational amplifiers.

Error signals can come from comparison of the ship's desired heading with its actual heading, fed in by an electronic compass, or the autopilot can be set to keep the heading fixed with respect to the wind direction. There's also provision for feeding in control signals manually. “That makes it possible to steer from anywhere on the boat,” says Protta. □

### Around the world

#### Radar fits on one car

A pulsed-microwave radar system that does not require special reflectors or transponders on other vehicles has been developed by Frankfurt-based vdo Adolf Schindling GmbH, one of Europe's leading vehicle-instrument makers. Like equipment being developed elsewhere, vdo's system uses pulsed-radar principles because, under bad-weather conditions, it gives better performance than other types of systems, says Guenter Hahlganss, head of vdo's predevelopment section. And “abrupt” targets can be more readily and easily distinguished from “diffuse” ones—for example, water-spray clouds on a wet road.

vdo engineers have built an experimental 9-gigahertz warning system that sounds an alarm when the distance to a moving or stationary object falls below a preset margin. An autonomous pulse system, Hahlganss concedes, needs a narrower beam and a more extensive high-frequency portion than a transponder-based frequency-modulated cw device. However, he considers that its performance under dynamic conditions is superior because analysis of pulse rise times lends itself well to target distinction.

#### Navigating in deep waters

Once out of sight of land, the most sophisticated and expensive gear can still only give a fix to the nearest 20 yards or so. Now a small French company has come up with a system that can pinpoint a boat's position to less than 10 yards more than 100 miles at sea. At under \$10,000, it will be within the reach of some yachtsmen as well as fishermen.

Teleco Radio of Paris is new to the radio-location business, but its hardware is built on the patent base of two French inventors who also had a hand in the development of earlier navigation schemes such as the Omega system. Teleco's design, known as the Rana P.17, uses a concept based on phase measurement of signals transmitted with very narrow bandwidths by a chain of coastal transmitters. Right now, four transmitters are in operation, covering the French Atlantic coast from Brittany south down to the Bay of Biscay. Each has a range of 1,000 kilometers by day and of 400 km at night. Just 20 transmitters, Teleco's president Roger Hadida explains, will cover the whole coast of Western Europe from Ireland to Spain.

# REI has one question for people who buy electronic test equipment.

## Why?

**When you need it fast . . . rent it.** Purchasing equipment usually involves long delivery lead times. When you rent your electronic test equipment from REI it's a safe bet that you can get what you need within 36 hours of the time you call in your order, sometimes sooner. This fast service is possible because we maintain 9 Instant Inventory Centers throughout the U.S. and Canada, stocking millions of dollars worth of equipment.

**When you need it for only a short time . . . rent it.** Need equipment for a short-term project? Rent it from REI. When you don't need it any more, return it to us. It's the easy, low-cost way to use the equipment you need for just the time that you need it.

**When you care about what it costs . . . rent it.** Renting from REI can be less expensive than purchasing. There's no capital investment to adversely affect your company's cash flow. This means you'll get more mileage from your equipment budget. And your controller will tell you that your low monthly payments are tax deductible.

All REI rental equipment is tested to meet manufacturers' specifications prior to delivery, with free maintenance included. Certification and calibration are available upon request. Our flexible arrangements include rental, rental-purchase and leasing packages to give you the use of equipment from one week to three years or more.

Get your free copy of our 1974 catalog that lists virtually every item in our rental inventory. Just circle our reader service number on the postcard in the catalog directory section and drop it in the mail. For immediate information, call your local REI instant inventory center listed below. Once you rent from REI, you may never buy electronic test equipment again.

## Rental Electronics, Inc.

A PEPSICO LEASING COMPANY

Lexington, MA (617) 861-0667 • Gaithersburg, MD (301) 948-0620 • Oakland, NJ (201) 337-3757 • Ft. Lauderdale, FL (305) 771-3500  
Des Plaines, IL (312) 827-6670 • Dallas, TX (214) 661-8082 • Mountain View, CA (415) 968-8845 • Anaheim, CA (714) 879-0561  
Toronto, Canada (PLC Leasing Ltd.) (416) 677-7513



## When you think about renting, it's the only way to go.

### **Oil cutbacks have yet to hurt industry in Europe and Japan . . .**

Electronics companies in Western Europe and Japan face a worrisome winter of uncertainty. **It will be March, at least, before anyone can size up the potential impact of this fall's upheavals in energy supplies and raw-materials prices.** Luckily, most companies went into the new year with heavy order backlogs built up during the 1973 boom. Except in hardest-hit Great Britain, business—paradoxically—figures to continue good for the next few months and perhaps well into the year. As an official at Philips Gloeilampenfabrieken points out, “the supply lines between us as producers and the ultimate consumer are quite long.” At components suppliers, backlogs big enough to cover the whole year's output—if cancellations aren't heavy—are not uncommon.

**So far, producers on the Continent and in Japan tend to play down direct effects of the Arab-countries' oil cutbacks, which touched off the upheavals.** Philips points out that the direct energy “content” of electronics products has been squeezed consistently during the past few years. In France, an initial report by a government agency predicts that a 10% slash in oil supplies would cut growth in the electrical and electronics industries by slightly less than 1%. In Japan, there's a feeling that the crisis is **an escalation of previous raw materials problems.**

**As it looks now, price rises in consumer electronics will be the first highly visible effect in Japan.** Most companies have had to cut their electricity consumption by 10% but have coped by cutting back on frills like extra lighting and elevators. Higher labor and materials costs this year, though, can't be offset as before by whopping increases in production. For the first time in years, consumer hardware prices are headed up in Japan. Calculator makers, too, figure to reverse the previous trend of lower prices. Test-equipment makers boosted prices during 1973 and talks of another round of increases this year.

### **. . . but Great Britain is hit by domestic coal shortage**

**So far, it's been the British companies that have been hardest hit, having in addition a homemade shortage of coal.** The country's miners, at odds with the government over pay increases, launched in November a ban on overtime that by yearend had provoked a crisis in electrical power supply, 70% of which comes from coal-fired plants. As the new year started, there was no sign of a settlement and the country went on a three-day work week, as far as electricity goes. Industries that need continuous power—semiconductor producers, because of their diffusion furnaces—though, get 65% of their “normal” kilowatt hours. Most figure they can keep production up between 70% and 90% of normal levels for a few weeks by slashing nonessential consumption.

**Until the miners go back to working overtime, then, oil shortages don't mean much. The government figures the economy can handle a shortfall of some 15%.** There would be no growth though, and looking forward to that the government has put in effect some credit restrictions that could slash color-TV set sales by some 20% to 40% this year. There will be cuts in public spending, too, which will hurt business in defense electronics, telecommunications, and computers.

### **TV links in Europe go to digitized audio**

The European Broadcasting Union, which organizes European international television distribution, plans to be using the “sound-in-sync” transmission technique invented by the British Broadcasting Corp. for

## International newsletter

98% of TV transmission across European frontiers by the spring. Sound-in-sync **dispenses with a separate audio channel by pulse-code-modulating the sound and inserting the digital signals on the video wave in the line synchronization period.** EBU is buying coders, decoders, and monitors from Pye TVT Ltd., built under a BBC license. So far, it has them installed both ways on all international links in Scandinavia, and on outwards legs only from Italy to Greece and Italy to Tunis, from Paris to Spain and then to Portugal and Morocco, from Paris to Algiers, and London to Belfast. Currently, return legs on those routes are being equipped, along with two-way links between all major West European and North African capitals. By the spring, in normal circumstances there should be no separate audio channels in use across frontiers.

### **CGE looks for foreign partners in telephone switching**

**In a bid to break down national frontiers in the European telephone-switching market, Compagnie Generale d' Electricite (CGE) is working towards a series of agreements with companies outside its domestic French market.** For a start, it is close to signing three separate license agreements for its all-electronic time-division switching technique in three European countries. In addition, CGE hopes to take advantage of its head start in this technology by teaming up with a British partner to supply the U.K. market. It hopes to conclude a deal sometime next year.

**French industry sources point out that the British are more heavily committed than their European partners to all-electronic switching systems, but have not yet developed a technique that is as far advanced as French efforts.** In fact, the Centre National d' Etudes des Télécommunications, the French government research organization, which has developed the technology, already has 16,000 customers linked up to time-division switching exchanges, plus a further 900 in a PABX system at the new French airport at Roissy, near Paris. CGE as the CNET's industrial partner, is now also busy selling the electronic switching hardware to the Eastern European countries and is battling with ITT for the Russian market, too.

### **Britain's post office to buy IBM computer for network design**

If the government's new economic measures allow it, the British Post Office will buy an IBM 370/168 computer system costing \$6 million to help in design and development of the electronically switched trunk network that the BPO expects to start installing late in this decade. Main function of the computer will be system simulation, and the BPO says it **decided on IBM because nothing of adequate size and power for this purpose could be had from a British computer maker—meaning International Computers Ltd.—in the time available.** The machine will be built at IBM's British plant at Havant, Hampshire from elements made mostly at European plants.

### **Grundig expands in Northern Ireland**

**Undeterred by the restive political situation in Northern Ireland, Grundig AG continues its expansion in that region of the United Kingdom.** As part of a multi-million-pound program heavily supported by the local government, the West German consumer-electronics producer plans to start operations by the end of 1974 in a second manufacturing plant there. The facility, at Newry, about 40 miles south of Belfast, is set aside for cassette recorder production.



## Put a little Teradyne in your lab.

You've probably heard of the big Teradynes—our highly sophisticated production-line test systems that have become the standards of industry.

Now hear about a little Teradyne—the J127 Accutest Circuit Analyzer, a bench-top digital IC tester that lets you lab-test ICs like never before. Quickly. Conveniently. And all for just \$3500.

The J127 has four constant-voltage supplies, a constant-current supply, four dual-limit comparators, a 24-pin crosspoint matrix, a pulse generator, and a 3½-digit panel meter.

It analyzes. It measures. It performs functional and parametric tests. It handles combinatorial and sequential logic. It's short-circuit-proof and it has programmable voltage and current limiting.

Set a switch to connect any lead of a 14-, 16-, or 24-pin device to any voltage supply, comparator, or the pulse generator. Turn a dial to set a bias or pulse level or a comparator limit. Push a button to connect the meter to a voltage or current supply, to a comparator, or to the matrix where it can then be switched to any pin on the device under test.

You can use the J127 for vendor analysis, reject analysis, pre-production inspection, and, especially, for engineering evaluation.


It has all this going for it and Teradyne behind it. Now that's a lot for \$3500—but it isn't all.

For the rest, write Teradyne, Inc., 183 Essex Street, Boston, Massachusetts 02111. In Europe: Teradyne Europe S.A., 11 bis, rue Roquépine, 75 Paris 8<sup>e</sup>, France.

# TERADYNE

Chicago (312) 298-8610 / Dallas (214) 231-5384 / New England (617) 458-1256 / New York (516) 364-9797 / Sunnyvale (408) 732-8770  
 London (093-28) 61111 / Paris 265 72 62 / Rome 59 47 62 / Munich (0811) 33 50 61 / Tokyo (03) 406-4021.

Circle 61 on reader service card



**GTE AUTOMATIC ELECTRIC**  
NORTHLAKE, ILL. U.S.A.  
PD1311 A10A  
1930 OHMS

**GTE AUTOMATIC ELECTRIC**  
NORTHLAKE, ILL. U.S.A.  
PD1308 A11A  
2600 OHMS



# Announcing the rediscovery of the relay.

In an age when most people think solid state is the only way to go, some designers have rediscovered the good old electro-mechanical relay. They found relays still can't be beat when it comes to certain jobs. And when they're dealing with tight fisted cost control committees. Maybe you can save some effort and expense by rediscovering the relay whenever you need these things:

## 1. Simple logic:

Relays let you combine both power switching and logic functions economically. Memory can usually be retained, even after a power loss. And you don't need special power supplies or noise suppression techniques.

## 2. Easy troubleshooting:

Most relay failures (and they do occur occasionally) can be identified visually. You can see what's wrong. And fix it easily.

## 3. Heat resistance:

A relay shrugs off a short dose of overheating. Give a solid state device the same treatment while it's functioning near capacity and it's ruined forever. The amount of heat a solid state device can take is usually dependent on the heat sink used. It can take up all the room you expected to save with solid state in the first place. And finding the right heat sink design can become very involved.

## 4. Electrical isolation:

Relays have a natural isolation between input

circuits, between output circuits, and between output and input control circuits. You can't get that with junction type semiconductors.

## 5. High insulation resistance:

Open relay contacts have an insignificant amount of leakage ( $10^{10}$  ohms or more). Semiconductors can't match this. And, their leakage rates vary greatly with temperature changes.

## 6. Wide operating power range:

Relays work with operating power anywhere from milliwatts to watts. And they usually don't require regulated power. Semiconductors do.

## 7. Transient voltage immunity:

Transient voltage doesn't bother a relay. But high voltage, short duration transients can be sure death to semiconductors.

## 8. Forgiveness:

Relays give you a little margin of safety should you want to change your mind. Maybe you find you need more contacts, or uncover a timing problem, or discover a need for absolute input-output isolation. You can change your circuit design a lot easier with relays.

For a free Relay Selection Guide and Stock Catalog that will help you rediscover relays, just write H. W. Hill, GTE Automatic Electric, Industrial Sales Division, Northlake, Illinois 60164.

**GTE AUTOMATIC ELECTRIC**



Integrated Circuits

SIGNETICS CORPORATION



"Where advanced technology is just part of the service."

Main Office and Manufacturing Plant:

811 E. Arques, Sunnyvale, Cal. 94086 (408) 739-7700

AUTHORIZED DISTRIBUTORS

ARIZONA

Phoenix: Hamilton/Avnet Electronics 2615 S. 21st Street ... (602) 275-7851

Phoenix: Kierulff Electronics 2633 East Buckeye Road (602) 273-7331

Put more into your lines, tie into your neighborhood distributor.

CALIFORNIA

Culver City: Hamilton Electro Sales 10912 W. Washington ... (213) 870-7171

El Monte: G. S. Marshall 9674 Telstar Avenue ... (213) 686-0141

Los Angeles: Wesco Electronics 5650 Jillson Street ... (213) 685-9525

Mountain View: Hamilton/Avnet Electronics 340 E. Middlefield Road (415) 961-7000

Palo Alto: Wesco Electronics 3973 E. Bayshore Road ... (415) 968-3475

San Diego: Hamilton/Avnet Electronics 8917 Complex Dr. ... (714) 279-2421

San Diego: Cramer Electronics 8975 Complex Dr. ... (714) 565-1881

San Diego: Kierulff Electronics 8797 Balboa Avenue ... (714) 278-2112

Sunnyvale: Cramer Electronics 720 Palomar ... (408) 739-3011



A telephone call to your distributor is one of today's best bargains.



CANADA

Downsview, Ontario: Cescio Electronics 24 Martin Ross Ave. ... (416) 661-0220

Downsview, Ontario: Cramer Electronics 920 Alness Ave. Unit 9 ... (416) 661-9222

Montreal, Quebec: Cescio Electronics 4050 Jean Talon West ... (514) 735-6393

Montreal, Quebec: Hamilton/Avnet 935 Montee des Liesses (514) 735-6393

Ottawa, Ontario: Hamilton/Avnet Electronics 380 Lady Ellen Place ... (613) 725-3071

Ottawa, Ontario: Cescio Electronics 1300 Carling Avenue ... (613) 729-5118

COLORADO

Jenver: Hamilton/Avnet Electronics 921 N. Broadway ... (303) 534-1212

Jenver: Cramer Electronics 1465 E. Evans Place at Hudson ... (303) 758-2100

Integrated Circuits — Distributors (Cont'd)

CONNECTICUT

Hamden: Arrow Electronics 295 Treadwell Street ... (203) 248-3801

Georgetown: Hamilton/Avnet Electronics 643 Danbury Road ... (203) 762-0361

North Haven: Cramer Electronics 35 Dodge Avenue ... (203) 239-5641

FLORIDA

Hollywood: Hamilton/Avnet Electronics 4020 N. 29th Ave. ... (305) 925-5401

Hollywood: Schweber Electronics 2830 N. 28th Terrace ... (305) 927-0511

Orlando: Hammond Electronics 911 W. Central Blvd. ... (305) 241-6601

Signetics takes a back seat to no one in ECL 10K. Call us on it.

GEORGIA

Atlanta: Schweber Electronics 4126 Pleasantdale Road, Suite 14 ... (404) 449-9170

Norcross: Hamilton/Avnet Electronics 6700 Interstate 85 Access Road, Suite 2B ... (404) 448-0800

SCHOTTKY ON THE DOUBLE.

Promote the telephone, call your distributor.

ILLINOIS

Elk Grove: Schweber Electronics 1380 Jarvis Ave. ... (312) 593-2740

Elmhurst: Semiconductor Specialists 195 Spangler Ave., Elmhurst Industrial Park ... (312) 279-1000

Schiller Park: Hamilton/Avnet Electronics 3901 N. 25th Ave. ... (312) 678-6310

INDIANA

Indianapolis: Semiconductor Specialists P.O. Box 41630, Weir Cook Airport ... (317) 243-8271

Dip into 0.15% AQL, with Signetics SUPR DIP digital circuits.

KANSAS

Lenexa: Hamilton/Avnet Electronics 37 Lenexa Industrial Center ... (913) 888-8900

MARYLAND

Hanover: Hamilton/Avnet Electronics 7255 Standard Drive ... (301) 796-5000

Rockville: Pioneer Washington Electronics 1037 Taft Street ... (301) 424-3300

Rockville: Schweber Electronics 5640 Fisher Lane ... (301) 881-2970

Here's a direct line to the shelves of your Comparator Supermarket.

MASSACHUSETTS

Burlington: Hamilton/Avnet Electronics 185 Cambridge St. ... (617) 273-2120

Needham Heights: Kierulff Electronics 14 Charles Street ... (617) 449-3600

Newton: Cramer Electronics 85 Wells Avenue ... (617) 969-7700

Waltham: Schweber Electronics 213 Third Avenue ... (617) 890-8484

Integrated Circuits — Distributors (Cont'd)

MICHIGAN

Livonia: Hamilton/Avnet Electronics 12870 Farmington Rd. ... (313) 522-4700

Detroit: Semiconductor Specialists 25127 W. Six Mile Rd. ... (313) 255-0300

MINNESOTA

Minneapolis: Semiconductor Specialists 8030 Cedar Ave., South ... (612) 854-8841

Edina: Hamilton/Avnet Electronics 7683 Washington Avenue, South ... (612) 941-3801

MISSOURI

Hazelwood: Hamilton/Avnet Electronics 392 Brookes Lane ... (314) 731-1144

NEW YORK

Buffalo: Summit Distributors 916 Main Street ... (716) 884-3450

Farmingdale, L. I.: Arrow Electronics 900 Broad Hollow Road ... (516) 694-6800

Rochester: Schweber Electronics 999 Buffalo Road ... (716) 328-4180

Syracuse: Hamilton/Avnet Electronics 6500 Joy Road ... (315) 437-2642

Westbury: Schweber Electronics Jericho Turnpike ... (516) 334-7474

Westbury: Hamilton/Avnet Electronics 70 State Street ... (516) 333-5800

JAN/Hi-Rel ICs.

Use? Buy? Specify?

Your distributor qualifies.

NEW MEXICO

Albuquerque: Cramer Electronics 137 Vermont, N.E. ... (505) 265-5767

NORTH CAROLINA

Greensboro: Hammond Electronics 2923 Pacific Avenue ... (919) 275-6391

NORTHERN NEW JERSEY

Cedar Grove: Hamilton/Avnet Electronics 218 Little Falls Road ... (201) 239-0800

Saddlebrook: Arrow Electronics 285 Midland Avenue ... (201) 256-7331

No-Hitch Schottky Comparators. So easy to shop by telephone.



SOUTHERN NEW JERSEY AND PENNSYLVANIA

Moorestown: Arrow/Angus Electronics Pleasant Valley Road ... (609) 235-1900

Mt. Laurel, N.J.: Hamilton/Avnet Electronics 113 Gaither Dr., East Gate Industrial Park ... (609) 234-2133

Cherry Hill, N.J.: Milgray-Delaware Valley 1165 Markkress Rd. ... (609) 424-1300

INSTANT 883.

Consult this page for instant 883 and JAN IC's

Integrated Circuits — Distributors (Cont'd)

CENTRAL NEW JERSEY AND PENNSYLVANIA

Somerset, N.J.: Schweber Electronics 43 Belmont Drive ... (201) 469-6008

OHIO


Beechwood: Schweber Electronics 23880 Commerce Park Road ... (216) 464-2970

Cleveland: Arrow Electronics 23945 Mercantile Rd. ... (216) 464-2000

Cleveland: Pioneer Standard Electronics 4800 E. 131st Street ... (216) 587-3600

Dayton: Hamilton/Avnet Electronics 118 Park Road W. ... (513) 433-0610


Kettering: Arrow Electronics 3100 Plainfield Rd. ... (513) 253-9176



OPTIMIZED PROMs and ROMs:



call for optimized service.



TEXAS

Dallas: Hamilton/Avnet Electronics 4445 Sigma Road ... (214) 661-8661

Dallas: Cramer Electronics 2970 Blystone Ave. ... (214) 350-1355

Houston: Component Specialties 7315 Ashcroft, Suite 113 ... (713) 771-7237

Houston: Hamilton/Avnet Electronics 1216 West Clay Street ... (713) 526-4661

☆☆☆ 555: ☆☆☆

The timer of 1001 uses. Promote the telephone shopping habit.

☆☆☆ 555: ☆☆☆

UTAH

Salt Lake City: Alta Electronics 2280 S. Main St. ... (801) 486-7227

Salt Lake City: Hamilton/Avnet Electronics 647 W. Billinis Rd. ... (801) 262-8451

One-stop shopping: call your distributor for total TTL needs.

WASHINGTON

Bellevue: Hamilton/Avnet Electronics 13407 Northrup Way ... (206) 746-8750

Seattle: Cramer Electronics 5602 6th Ave., South ... (216) 762-5722

Your distributor brings the world to your door ... with Bipolar ROMs and RAMs.



# The proven way to reduce your manufacturing costs...



# ATS-960

## Automatic Test System

### Cost-effective testing and fault isolation of PC boards, modules and components

This new test system from Texas Instruments is designed to reduce your electronic testing and fault isolation costs substantially.

It tests analog, digital and hybrid assemblies at high speeds.

It is easily programmed and extremely versatile, capable of performing static, functional and dynamic testing as well as digital fault isolation.

And it reduces the need for extensive operator training.

#### Operate four different test stations simultaneously

Each *ATS-960* system can accommodate up to four different test stations. All may be operated simultaneously and each can perform a different test.

For example, one station can perform fault isolation while a second performs go/no-go testing. A third

can be screening integrated circuits while a fourth is used for program debugging or editing.

#### High-speed

The *ATS-960* can test high-complexity PC boards at a 20 KHz pattern rate (minimum). Handling of the boards is frequently the limiting factor in throughput.

#### ATLAS language

All test programs for the *ATS-960* are written in ATLAS, an industry standard English language which has been thoroughly proven and universally accepted.

When adding new products, you merely write a new program and perhaps add a new adapter. There is seldom any need for new test equipment or special operator training.

#### Fault isolation

The fast, economical automatic

fault isolation made possible by the *ATS-960* helps reduce the cost of electronic equipment. In many instances, losses from defective boards represent a substantial part of total manufacturing costs, so the savings made possible by economical fault isolation can be considerable.

An *ATS-960* can usually pay for itself in a short time through reduced testing and manufacturing costs.

#### A proven system

Many deliveries of the *ATS-960* have been made and are supporting the on-line production of our customers.

For further information, contact Texas Instruments Incorporated, P. O. Box 1444, Houston, Texas 77001 or telephone 713/777-1301, extension 235.



\*Trademark of Texas Instruments Incorporated


TEXAS INSTRUMENTS  
INCORPORATED

Circle 67 on reader service card

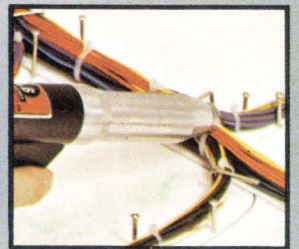
# New **TY-RAP**® Tool completes one million ties every month

Triggered 70,000 times each day without a misfire!

As you read this message, the production model of this pneumatic hand tool, TR-225, is continuing its life cycle test... 1,000,000 cycles per month without a falter.



This 20 ounce tool ties wire bundles from 1/16" to 4" diameter with just about every regular and "Slim Line" type TY-RAP® cable tie... 16 sizes in all. It reduces operator fatigue... and is particularly well suited for close-up work, break-out points and tying in confined places in equipment.



Our other new production tool, the high speed TR-300, automatically positions a TY-RAP tie around bundle, cinches to a preset tension, locks tie securely and trims evenly... all in 8/10 of a second... and on bundle diameters ranging from 1/32" to 5/8".

Write for new catalog. The Thomas & Betts Co., Elizabeth, New Jersey 07207, (201) 354-4321. In Canada, Thomas & Betts Ltd., P.Q.

**Sold Only Through Authorized T&B Distributors**



## **THOMAS & BETTS**

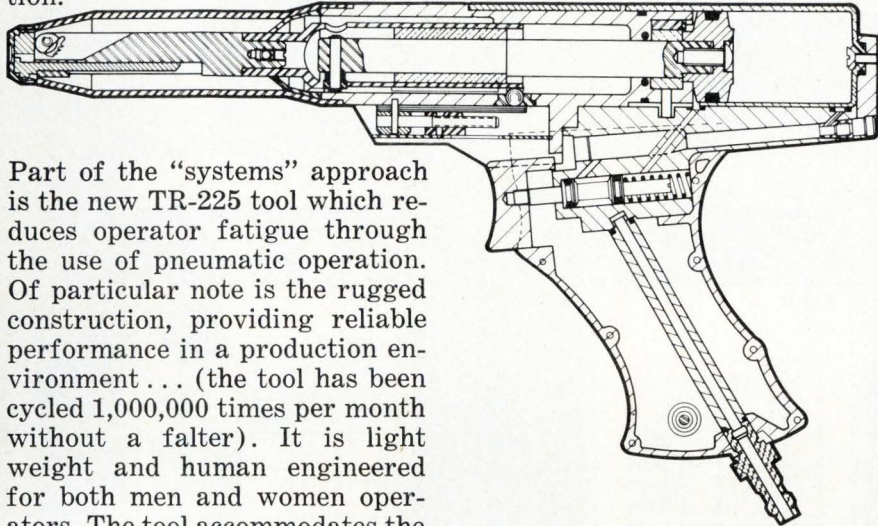
Division of Thomas & Betts Corporation

Circle 110 on reader service card


524

# Tooling Technology Offers Systems Approach to Production Wiring

With over 14 years of experience plus the world's largest team of wire tying and harnessing specialists T&B has developed a systems approach to wiring that makes harnessing a cost-controlled proposition.




Part of the "systems" approach is the new TR-225 tool which reduces operator fatigue through the use of pneumatic operation. Of particular note is the rugged construction, providing reliable performance in a production environment... (the tool has been cycled 1,000,000 times per month without a falter). It is light weight and human engineered for both men and women operators. The tool accommodates the majority of TY-RAP® tie sizes... 16 in all... with bundle ranges from 1/16" to 4". A further convenience for the operator is that the long narrow nose gets into confined areas easily. If your production volume is such that it does not require the exclusive use of the TR-225 perhaps the new WT-193 hand tool would supplement your operation.



This tool accommodates the same bundle range as the TR-225. With a similar narrow nose and long barrel, it is well suited for close-up work, breakout points and in tough to reach places. This particular design gives the operator the convenience of a long tying stroke with one squeeze of the trigger... the tie is cinched to a preset tension and trimmed flush with the head. The speed of tying is good for smaller volume tying as compared to the pneumatic TR-225.

If an evaluation of your tying requirements reveals a high volume of tying bundles in 1/16" to 5/8" diameter, consideration of our new automatic production tool (TR-300) would be wise.




Used in conjunction with our complete series of harnessing aids (routing clamps, corner posts, breakout springs) wires are routed with few nails to facilitate both fabrication and tying.

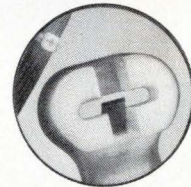
With good harness board preparation, the TR-300 can offer 4-5 times quicker installation than hand tying. This tool slides a TY-RAP tie under and around the bundle, cinches it to a preset tension, locks it and trims it flush with the head... all in 8/10 of a second.

Our harnessing specialists will review your tying operation and recommend appropriate tooling.

Another TY-RAP product which facilitates harness fabrication is the new harness board. Set-up costs just about disappear when you adapt this board into your present operation. It is a fully reusable modular board that can be enlarged by snapping the interlocking panels together. Metal screening covers the self-healing polyethylene foam center. Both sides can be used. The harnessing aids are installed easily since standard nails are pushed into the board by hand. Cat. No. HBF-02-03.



One of the most important considerations in using plastic ties is the reliability of the tie's locking device. Only TY-RAP self-locking ties have a patented, non-magnetic, stainless steel,



locking wedge embedded in the cable tie head. You get a grip of steel every time with TY-RAP self-locking ties.

The TY-RAP system was developed by T&B to answer all types of production wiring and harness fabricating needs whether large volume or small. Your production rates, system flow and total installed costs are major concerns of ours. In our evaluations of harness fabricating techniques used across the country, operator performance, fatigue factors and process convenience appeared as major considerations in the cost structure of harnessing. Our harnessing specialists are equipped to study these costs as well as all pertinent factors involved in your wiring and harnessing operations. Write or call us today.

The Thomas & Betts Co., Elizabeth, New Jersey 07207, (201) 354-4321. In Canada, Thomas & Betts Ltd., P.Q.

529



**THOMAS & BETTS**




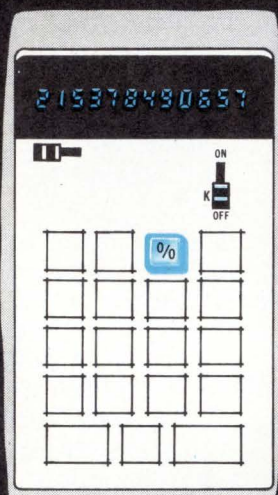
Division of Thomas & Betts Corporation

# For the button pushers...

## CAL-TEX'S 503 MOS/LSI LOGIC FAMILY SERIES


Okay button pusher get ready!

We've developed a series of MOS/LSI calculator circuits that provide functions enough to wear out your fingertips figuring. The nice part about our "system on a chip" design is that it can give real flexibility to your line of finished products, while maintaining control of systems costs. □ We cleaned up the bulk of that component kluge and packed it neatly into a single device. So, while the other guy is filling up his p.c. board with discretes, you can be filling up your keyboard with buttons.




5030

8, 9, 10, 12 digit capacity, constant K, %, add-on & discount operations, floating point, chain & mixed calculations, < 15ma current drain, self-test.




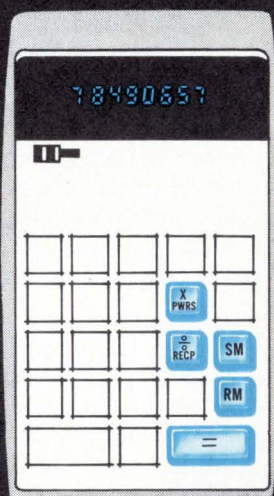

5031

6 or 8 digit capacity, floating point, separate equals key, reciprocals and powers, chain & mixed calculations, < 15ma current drain, self-test.




5032

8, 10, 12 digit capacity, accumulating memory, automatic memory totaling, average, %, add-on & discount operations, fixed and floating point, add mode, automatic 4-function constant, sign change, X/Y register exchange, round-off, round-up, truncate, memory indicator light, reciprocals and powers, chain & mixed calculations, < 15ma current drain, self-test.



5033

8 digit capacity, plus 2 exponent digits and sign, memory storage register, average,  $\sqrt{x}$ ,  $1/x$ ,  $x^2$ , exponents, automatic constant, reciprocals and powers, under & overflow, automatic round-off, chain & mixed calculations, < 15ma current drain, self-test.




5037

6 or 8 digit capacity, memory, floating point, separate equals key, reciprocals and powers, chain & mixed calculations, < 15ma current drain, self-test.


## the inside story



Regardless of how basic or complex your calculator circuitry requirements, our inside story always remains the same . . . SIMPLE, with a minimum of external components at minimum cost. □ If you are the man in charge of buttons, the next one you want to push is the one for Cal-Tex.



OLD



NEW

\*Photo Courtesy of Summit International Model # SM-8



Cal-Tex Semiconductor, Incorporated  
2390 Walsh Street, Santa Clara, Calif. 95050  
(408) 247-7660 Telex: 357424

Circle 70 on reader service card



# Probing the news

Analysis of technology and business developments

## Executive views of '74 clouded by energy crisis

Materials shortages and possible dip in growth rate or full-blown recession also arouse concern

**Energy may be defined** as "power efficiently and forcefully exerted," and its threatened lack in 1974 weighs heavily on those who run many of America's electronics companies. And even as the still-developing energy shortage becomes a major concern, it has to share the top of the list of things to worry about with such familiar threats as the possibility of a recession and increasingly severe shortages of materials.

Those three subjects dominate discussions with chief executives of companies and divisions across the country. But evaluations of their relative significance are almost as varied as the products and services offered by the managers making the predictions.

Perhaps the problems are interdependent, suggests Stanley J. Kukawka, vice president and general manager of Allen-Bradley's Electronics division. Labeling the energy situation as the one with the greatest potential impact on the economy, Kukawka says that an outgrowth is the shortages of parts and materials.

"Continued shortages of raw materials, such as plastics and some metals, will have a definite dampening effect on production, and therefore the economy. Price controls are a factor. Certain raw materials and products in short supply in the United States are being exported because prices are higher abroad." One possible solution advanced by Kukawka is the removal of price controls even though that would add, in the short term, to inflation, he believes.


"We must return to a free econ-

omy eventually to alleviate our shortages," he reasons. "Rather than doing it piecemeal as we have done in the last few months, controls should be removed across the board to let supply and demand seek equilibrium."

On the other hand, J. Fred Bucy, executive vice president of Texas Instruments, says, "I think the shock of the energy situation is about at its worst right now; we should be looking for more realistic programs as to what's going to happen, who's going to do what, and how much of a shortage we really have."

"Some people enjoy themselves most when they're prophets of doom," continues Bucy, "and if the doomsayers get the upper hand then they could create a real problem in the minds of the consumers. But I don't think that's going to happen. The U.S. can cut back 15% on energy consumption without any pain—all we have to do is live efficiently. We've been very sloppy in our energy consumption the last decade or more."

**Slight drop.** As for the economy, Bucy predicts a slight recession. "I think that for the total U.S. economy we'll see a couple of quarters of zero growth" or maybe a very slight downturn. Overall, he expects the total economy to grow by 1% or 2% on the year. Narrowing in on the semiconductor industry, "it's in a most interesting position," says Bucy, "in that it will continue to grow. Right now the industry is capacity—not demand—limited and I don't see any real slackening in demand except for those products that are going into the automotive indus-



**TRW's Webb.** "Washington has bungled. . . . We need firm leadership."

try, and in the equipment that is impacted by the auto industry."

The TI executive expects military spending to be up, while consumer spending will increase—but not for autos. The result, in his view, will be simultaneous increases in savings and in spending for personal items that impact the semiconductor industry. In the industrial area, Bucy foresees continued strength due to increasing interest in computers of all sizes.

Tying his forecast to the Arab nations' oil embargo, vice president Robert L. Boniface of Hewlett-Packard Co. says that "before the energy crisis became acute" the growth rate H-P had projected for 1974 had been good and more stable than 1973's. If the embargo is lifted, he says, the economy probably will grow as planned. If, however, the embargo extends beyond February, "it will have a serious effect on the world economy."

**Sees solution.** But Boniface says he's optimistic that the energy problem will be resolved, an optimism that appears to be the norm among industry leaders. And Boniface believes that the shortages aren't real, merely a case of demand outstripping supply. As long as raw stock is available, he says, the industry will remain healthy, but he does see some "long-term edgy problems" for the economy because of

## Probing the news

shortages. "The net result," he says, "will be a good thing for all of us. People are aware now that we have to take action."

Robert C. Wilson agrees that action is called for. Wilson, president and chief operating officer of Collins Radio Co., is worried about the effect of the fuel shortage on the aircraft industry, a big Collins customer.

"The aviation industry," he says, "is a matter of primary concern. It is a vital part of our total transportation system, but present fuel-allocation guidelines impact aviation more severely than other forms of transportation. We believe this should be revised, and more equitable treatment afforded the industry." Wilson is also unhappy with the stance of the Government as he sees it. "In general, the Government should adopt a positive supportive role toward industry," he says, "as opposed to the regulatory and even punitive approach that has all too frequently been taken. This is essential to enable American industry to compete on a worldwide basis."

As for the economy in general, Wilson observes, "It seems likely that there will be a recession in the technical sense of the word. That is, there will probably be two or more consecutive quarters in which the gross national product actually declines."

John J. Marino, president of Memory Technology Inc., in Sudbury, Mass., predicts not a recession

but a dip in the growth rate that may help ease some of the problems his company, which makes computer memory systems, may encounter.

He reasons that "the electronics industry, and the computer segment in particular, has been under tremendous financial pressure. The terrible political situation in the country breeds tight money, and in this extremely competitive business, lack of capital input means that growth is difficult for most companies." Marino believes that the end result of a dip in the industry's growth will be a healthy, rather than a more stressed, economy.

Another New England computer executive, Robert Howard, president of printer manufacturer Centronics Data Computer Corp. of Hudson, N.H., sees some softening in the industry around March or April "mainly due to shortages, not a lack of business. People just won't be able to fill their demands." However, adds Howard, Centronics won't suffer because the company makes a point of planning production very precisely. "As of this moment we have no changes in our planned schedule and the introduction of new products."

At least one executive believes that the future of the economy depends squarely on the ways industry handles the energy crisis. John M. Fluke Sr., chairman of the John Fluke Manufacturing Co., says, "If the situation is mismanaged or over-managed, it could put us in a serious downturn. If we're smart and don't panic," a downturn will be less se-

vere. But in any case, says Fluke, there will be a "selective downturn."

There is a school of thought, energy crisis and shortages notwithstanding, that believes there will be no recession in 1974.

J. S. Webb, executive vice president of TRW Inc., and head of electronics operations, says, "I still don't believe that there will be a recession in 1974. I think the gross national product will be level to down 2% or 3%." He points out the energy crisis presents more than one kind of problem. "There is a shortage of energy, but I don't believe that will be a huge problem for the electronics industry. More important will be the shortages of petrochemicals, such as plastics and other parts and materials, due to the crisis. In the electronics industry, it means that we'll have to scramble like heck to keep up, and we're already having to do that." But even if the energy shortage does cause a recession, says Webb, "the electronics industry won't be immune, but it probably won't be as hard hit as some others."

Webb is blunt about where the blame lies. "Washington has bungled this as usual. They've known for years that it was coming even without the Arab boycott. But I believe they will handle it well enough so that the problems won't be too serious." Webb believes that Washington isn't taking enough forceful, forthright steps. "We need firm leadership, and instead they keep sending up trial balloons and making suggestions. The talk about automobile gas rationing, for example. It confuses people. They don't know what to do. They should decide what they're going to do and do it."

**Upbeat.** Another optimist is Ronald Rosenzweig, president of Microwave Semiconductor Corp., Somerset, N.J. He doesn't believe there will be a recession next year—at most, "a slight, 1% dip in the GNP." And the energy shortage may give electronics sales a strong boost because "much of the new electronics equipment helps the user save energy," Rosenzweig points out. This is true, in his estimation, of things ranging from electronic process control gear to fuel injection systems for automobiles.

He believes the situation won't be

### A Wall Street view

Less optimistic than most of the electronics executives is a well informed and respected Wall Street analyst of the semiconductor industry, Benjamin M. Rosen of Coleman & Co. Rosen splits the problems facing the industry in 1974 into two orders of effects. The energy crisis is considered a first-order effect.

"We expect it to turn what we foresaw as a slowdown into a full-blown recession," he says. "The recession will be centered around the first two quarters; beginning with the third quarter most economic indicators will show an upturn that we expect to last into 1975." Also, in Rosen's view the energy crisis will delay a trend that has seen the semiconductor industry becoming independent of world economic ups and downs.

In the second order of effects Rosen places such things as stiffer regulations on offshore value added—"This will only cost some companies with poor documentation some dollars"—and materials shortages, which will not have a major effect on the industry in 1974, says Rosen.

as severe as predicted. Sufficient economies can be made by users, and the shortages will only accelerate the search that has already begun for new energy sources, says Rosenzweig.

Arnold R. Kaufman, senior vice president of Litton Industries and head of the Components group as well as the Industrial Systems and Equipment group, sees no recession. "Backlogs extend six to eight months into 1974, and there are no stretchouts as yet. One barometer that has proved very reliable for us in the past is our Kester Solder division. Since it is a supply item, it will turn down first, and there's no sign of a turndown. In fact, every month they have been setting new records. For the first time in history, major electronics companies—TV, computers, components—are scheduling solder six to twelve months in advance."

In contrast with executives like TRW's Webb, who believe that the Government should take a hand in settling the questions about the economy, energy, and shortages, there is the group that believes the opposite. One such is Edson de Castro, president of Data General Corp., the Southboro, Mass., mini-computer maker.

Loath to predict what will happen to the economy, de Castro is certain about one thing: there is no need for Government intervention. "In fact," he says, "it would be an absolute, tangible unservice." Government intervention, he feels, "dislocates so many areas."

Seconding the motion is Graham Tyson, president of Data Products Corp., a major producer of line printers. "I feel strongly that we should try to get back to supply and demand in the marketplace, and let the economy solve some of our problems. We seem to have more problems caused by Government control than we do solutions. They don't seem to really help. The more we can release the economy, the better."


Maybe the laissez-faire advocates will get their wish. Eben Tisdale, vice president of WEMA, the trade organization, believes the country "will see a rapid de-phasing." He says that the Cost of Living Council has been consulting some member



**Collins' Wilson.** "The Government should adopt a positive, supportive role."



**Ti's Bucy.** "The U.S. can cut back 15% on energy consumption without any pain."



**Allen-Bradley's Kukawka.** "Continued shortages will have a dampening effect."

firms for decontrol proposals. "Phase five," he says, "may include fewer controls."

The consensus position may be the one set forth by Robert W. Sarnoff, RCA's chairman and chief executive officer, in his 1973 year-end statement. "While the change in the economic climate justifies concern," he writes, "a greater danger lies in emotional overreaction to the new situation as it unfolds. . . . The fact is that the problems facing the economy are manageable. But this will require a full measure of responsible leadership in Government and industry and the willing cooperation of consumers. . . . The national economy is sufficiently strong and resilient to offer the hope for a modest degree of real growth in 1974. While a marked slowdown is in prospect, it need not result in a total halt to further economic ex-

pansion, even with the oil shortage and its attendant dislocations. . . ."

Put another way by William Stevenson, president of Lockheed Electronics Co., "There's no sense sitting around wringing our hands." Impressed with the \$10 billion figure being bandied about in Washington for research in developing alternate energy sources and ways to conserve energy, Stevenson is looking around to see how his company can get involved in the work. "It could prove a bonanza to some industries," he says.

That type of silver lining also is perceived by John Beukers, president of Beukers Laboratories of Bohemia, N.Y. His company makes meteorological measurement systems that keep tabs on air quality, systems that will be needed as environmental standards are relaxed to permit use of cheaper fuels. □

Integrated electronics

# Custom LSI fades into background

Fairchild Semiconductor joins standard trend as potential customers are told that only high-volume orders will qualify

by George Sideris, San Francisco bureau manager

To the list of shortages created by the booming semiconductor market, add one more thing that's becoming harder to find—the MOS producer willing to accept a modest order for a custom large-scale integrated circuit. One after another, the major MOS houses have become mighty picky about accepting LSI-development contracts, preferring to allocate design and production resources to standard products.

Of course, they still compete for high-volume orders from major consumer, automobile, and industrial-equipment manufacturers. But there is little talk nowadays of using computer-aided design and mask-making facilities to cut development costs down to a level that would put LSI within economic reach of the average equipment manufacturer.

While MOS houses willing to accept contracts for 5,000 or 10,000 custom arrays a year are few and far between, that doesn't mean the average equipment manufacturer will be LSI-poor in the future. As the swing accelerates toward standard products, there is general agreement that the need for custom memory and logic is easing up. And most of the requirements for specialized system-control and random-logic functions will be served in the last half of the decade by LSI microprocessors or programmed logic arrays, according to some companies.

The last of the giant semiconductor producers to join the standard-MOS parade is Fairchild Camera & Instrument Corp. Last January, the output of Fairchild's MOS division in Mountain View, Calif., was 80% custom and only 20% standard, even though Fairchild's catalog listed some 50 stan-

dard MOS designs. After a management shakeup early in 1973, the development emphasis shifted almost entirely to standard products made with high-density, Isoplanar isolation processes (see p. 33).

**Shift to standard.** Today, the output is about 60% standard, estimates Philip R. Thomas, division manager. "It's not that a profit cannot be made on custom work," he explains, "but standards generally give a better payoff on design and capital-equipment investments."

His boss, Thomas A. Longo, vice president and general manager of the Digital Products group, frankly admits "Fairchild was going the wrong way in MOS." He believes standard MOS will enjoy the same "fantastic success" in the 1970s that bipolar logic had in the 1960s. So, his strategy is to position Fairchild now in the memory, microprocessor, and C-MOS-logic markets. His goal, he says, is to raise the firm from "way down on the list" of MOS producers to the No. 2 spot.

Fairchild still takes "interesting" jobs. Longo defines these as high-volume, long-term production orders—preferably accompanied by agreements that allow future production of adaptable designs as standard products.

**TI backs off.** Texas Instruments Inc. backed away from custom LSI two years ago. In 1973, less than 1% of new MOS production was custom, estimates Jerry Moffitt, logic marketing manager for the Houston-based MOS facilities. The percentage will rise in 1974 under the impact of auto and consumer orders.


**Standard part.** From Fairchild comes this arithmetic unit of microprocessor set.

For custom work, TI follows the expensive "dedicated" layout route to small, high-density chips, rather than the "standard-cell" approach that cuts design cost but increases chip size. First-year production must run around 100,000 to 200,000 units, or 10 to 20 times the cost of designing a dedicated layout.

At Motorola Semiconductor Products division, Phoenix, Ariz., Colin Crook, MOS marketing manager, says, "We try to reserve custom work for where it's really needed, and that usually means quite high volume." For example, automobile orders sometimes run more than 100,000 parts a year.

**N-channel trend.** Crook says n-channel and C-MOS appear to be going overwhelmingly toward standard products, in contrast to p-channel MOS, which was dominated at first by custom designs. He estimates that custom work accounted for 85% of MOS production in 1970. It has dropped to 60% or less today and will probably shrink below 5% when the big growth in memories and microprocessors begins, he forecasts.

One result of the trend was the quiet demise recently of Motorola's



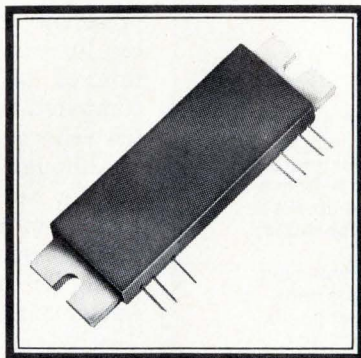
# Available! RCA UHF Power Amplifier Modules... in production quantities.

RCA Solid State invites you to meet its broad family of UHF Power Amplifier Modules. This complete line covers the 395 MHz to 512 MHz band with three different power levels of 10, 13, and 15 watts.


Consider the economical and technical advantages of IC power modules. They're ready for instant use... designed, developed, pre-tuned and tested... ready to plug them into your system.

## RCA UHF Power Amplifier

Modules incorporate a reliable thin-film technology. And they are designed to meet stringent reliability specs. All modules feature 50-ohm input and output impedance, infinite load-VSWR



and compact size for high density packaging. Take a look



at the variety of modules available to you.

And best of all they are available now... in volume production quantities — at very attractive prices.

So if you have a need for high performance, broad bandwidth UHF Power Modules, come to RCA Solid State — the home of the RF Performance Expanders.

Want more information? Write: RCA Solid State, Section 70A-10, Box 3200, Somerville, N.J. 08876. Or phone: (201) 722-3200.

CHARACTERISTICS	R44M10	R44M13	R44M15	R47M10	R47M13	R47M15	R51M10	R51M12
Frequency Range (MHz)	395-440	395-440	395-440	440-470	440-470	440-470	470-512	470-512
Power Output, Min. (W)	10	13	15	10	13	15	10	12
Supply Voltage, Nom.	12.5	12.5	12.5	12.5	12.5	12.5	12.5	12.5
Power Gain, Min. (dB)	20	20	20	20	20	20	20	20
Overall Efficiency, Min. (%)	35	35	35	35	35	35	35	35

## RCA Solid State family of UHF Power Modules

**RCA Solid State**  
products that make products pay off

## Probing the news

customer CAD center in Boston, which was opened less than 18 months ago with much fanfare. "Generating multitudes of small-volume chips isn't compatible with our present goals," says Crook.

**National boosts fee.** National Semiconductor Corp., Santa Clara, Calif., has no intention of turning off its custom-MOS spigot, but "we have raised the entry fee," says Floyd Kvamme, vice president and director of marketing. By "entry fee," he means the size of the job.

Kvamme claims that National shares industry leadership in custom-MOS production with American Microsystems Inc., of Santa Clara. He ranks General Instrument Corp., Hicksville, N.Y., third in new business. But both AMI and GI are positioning themselves to capture larger shares of the standard-MOS market.

AMI went into a "resources-allocation mode" a year ago. It started refusing orders for chips with uncertain production volume and

stressing consumer, business-machine, and standard products.

AMI has almost completed a cor-

porate reorganization designed to concentrate the firm's future growth in memories and other standard products. Bernard Marren, vice president and chief operating officer, forecasts that in 1976, only one-third of AMI's output will be custom, compared with a 90% total output a few years ago.

Although General Instrument is getting set to introduce microprocessors and standard memories, Peter Lesser, vice president of marketing for the Microelectronics division, expects custom LSI to stay a "sizable percentage of GI's business."

Another dissenter is Herb Shannon, MOS marketing manager at RCA Solid State division, Somerville, N.J. He says 75% of RCA's resources are committed at present to standard MOS. But he expects the percentage to begin shifting toward custom around 1976, as RCA's C-MOS logic line "matures" at about 200 types.

Microprocessors or not, he argues, there is still money to be made in such custom work as circuits for autos, organs, telephone, and paging systems.

**Dual policy.** Shannon says RCA has a dual policy on custom orders. Single-customer designs should reach a volume of 500,000 chips in the first "mature" production years,

## Let them eat PLAs

MOS-LSI microprocessors have been called the "first truly universal logic blocks since the gate" by Gordon E. Moore, executive vice president of Intel Corp., the firm that started the trend toward general-purpose microprocessors [*Electronics*, Oct. 25, 1973, p. 98].

However, read-only memories were used to simulate random logic long before microprocessors arrived. And now, the programmable logic array, sophisticated offspring of the ROM, is coming on fast as the second type of random-logic block. At that chore, a PLA can replace scores of ROMs. Several manufacturers, including Texas Instruments, Rockwell, and National Semiconductor, now supply them, and they've also been used in custom work by other firms, including Fairchild.

National's bipolar PLA, for example, can simulate as much random logic as 64 2,048-bit ROMs, claims Dale Mrazek, digital applications engineering manager. "It can provide the equivalent of 400 to 16,000 gates," and it averages "between 800 and 1,000 gates," he says. "The discretionary-wiring and cellular approaches to low-cost LSI will die, now that the PLA is here." Fairchild's Longo has a somewhat different view. He predicts that PLAs, which are very fast at simulating complex logic functions, will take over many of the specialized sections of computer mainframes from custom random-logic arrays.

Intel established a large base of small-volume applications for microprocessors with the first chip sets, Longo says. But the faster, more efficient second-generation n-channel processors coming out in 1974 will spur high-volume applications, he predicts.



## It's logical

Panasonic's new R-relay makes a lot of sense. It's the smallest reed-type relay you can buy with a latching function (memory). And it's available in a form C (SPDT) contact closure.

When we set out to build our logical relay, we decided not to refine old ideas. Instead we invented (and patented) a relay of revolutionary design and construction with features no other relay has. We used an easily manufactured plastic bobbin instead of the expensive glass capsule used in every other reed relay. We included a barium ferrite permanent magnet to provide latching (logic) function. And we molded it together in one piece of hermetically sealed heat-resistant epoxy resin that occupies less than one-sixth of a cubic inch. Our relay

has a mechanical life of over a billion operations performed as rapidly as 500 Hz. It operates with an extraordinarily wide range of currents—from a few microamps up to a full amp. It's even available in a two-coil bi-stable configuration.

Do you need to mount a relay on a circuit board with a high parts density? Do you need a relay that needs no maintenance over an extra long life? One with higher sensitivity in low power semiconductor circuits? Or one that can withstand currents up to a full amp? Perhaps you need a relay with negligible contact bounce, rapid response, and high operational frequency. If you do, send for more information about Panasonic's unique R-relay. It's the logical thing to do.

**Matsushita Electric Corp. of America  
Industrial Division**  
200 Park Avenue, N.Y., N.Y. 10017  
Telephone: (212) 973-8210

Attn: Tom Gottlick  
 Please send R-relay literature.  
 Please have an engineer call.

Name \_\_\_\_\_ Title \_\_\_\_\_  
Company \_\_\_\_\_  
Address \_\_\_\_\_  
City \_\_\_\_\_ State \_\_\_\_\_ Zip \_\_\_\_\_

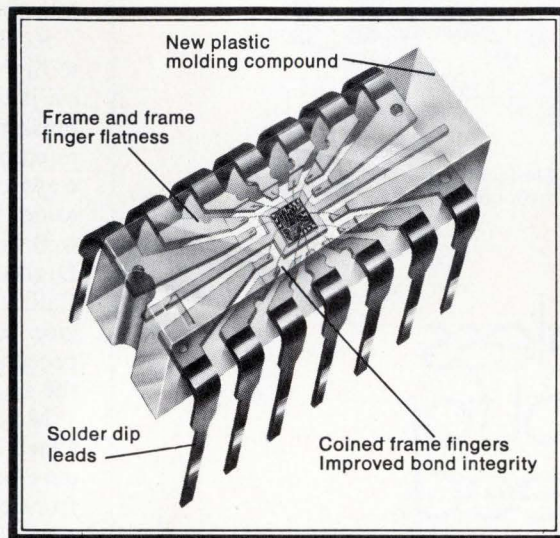
**Panasonic**  
our technology is all around you

# RCA's new plastic package is 100 times better...

We call it the E-55 Plastic Packaging System. But you don't have to remember the name — because every plastic LINEAR IC you buy from RCA is packaged in this new system that features IMPROVED RELIABILITY OF TWO ORDERS OF MAGNITUDE... at no extra cost.

Just look at the results of five real-time indicator tests. They tell the story.

- Temperature Cycling (at 200 cycles) — 1600 times improvement.
- Thermal Shock — 610 times improvement.
- Pressure Cooker — 250 times improvement.
- Bond Pull Strength — 10 times improvement.
- Hot intermittent opens — 250 times improvement.



E-55 is a totally new system of plastic packaging. RCA has improved materials, handling procedures and process controls to bring you a low-cost state-of-the-art IC plastic package that matches the reliability of hermetic

packages under severe environmental stress. And it offers operation in the full temperature range of  $-55^{\circ}\text{C}$  to  $+125^{\circ}\text{C}$ . So design in a real package of reliability... RCA's 100 times improved E-55 Plastic Packaging system.

Want more details on the E-55 plastic package system and reliability test data?

Write RCA Solid State, Section 70A-10, Box 3200, Somerville, New Jersey 08876. Or phone: (201) 722-3200.

**RCA Solid State**  
products that make products pay off

**Flameless  
Compressed-Air  
Heat Torches** —  
Lightweight and  
portable for  
pinpoint  
intense heat  
performance.

**Heat Blowers** — Built for  
continuous 24-hour duty.

**New! Master-Mite™ Gun**  
— Lightweight  
versatility  
with three  
interchangeable  
nozzles and  
heat ranges.

**Standard  
Heat Gun** —  
Compact  
and  
economical,  
die-cast  
aluminum  
housing.

250° to 1,000° F.

**Chrome Heat Gun** — Designed for  
labs, R & D, and professional use.

# A flameless heat tool for every need: Master makes them all

Master offers you the world's most complete line of flameless heat tools. Each one is precision built for rugged dependability and versatile performance. And every Master heat tool features a complete line of attachments for every production need.

Heat Guns and Blowers are available in U.L. and L.A. approved models. CSA approved in Canada. In Canada, contact Martin Industrial Sales, P.O. Box 576, 4445 Harvest Road, Burlington, Ontario.

Send for your free 12-page catalog and price list on the world's most complete line of flameless heat tools.

**MASTER**  
appliance corporation  
Racine, Wisconsin 53403

## Probing the news

but that's waived for a design with a 5-to 20-year production life, or for one that could eventually be sold to many customers.

**Holdouts.** On the other hand, a number of companies are resisting the trend toward catalog standard products. They range from big to small—from Rockwell International's Microelectronic Device division in Anaheim, Calif., to Amador Associates, a company started several months ago in the Sierra-foot-hills town of Pioneer, Calif.

Rockwell has traditionally catered to high-volume customers. The closest it comes to standard products is mask-programable calculators and microprocessors. Both are seen as ways of broadening the firm's customer base. Competing with Rockwell in both those areas is Western Digital Corp., Newport Beach, Calif., where Al Dall, marketing vice president, agrees that microprocessors can take over many of the small-volume custom jobs.

Micro Power Systems Inc., Santa Clara, Calif., is still interested in orders of 5,000 to 50,000 pieces at a front-end-development and tooling cost of \$30,000 to \$50,000. But because scores of such jobs are available, there are constraints. John Hall, president, says that the customer's project must fit in with company goals, must need high-density C-MOS or micropower bipolar arrays, and the chips must slash the product's production cost.

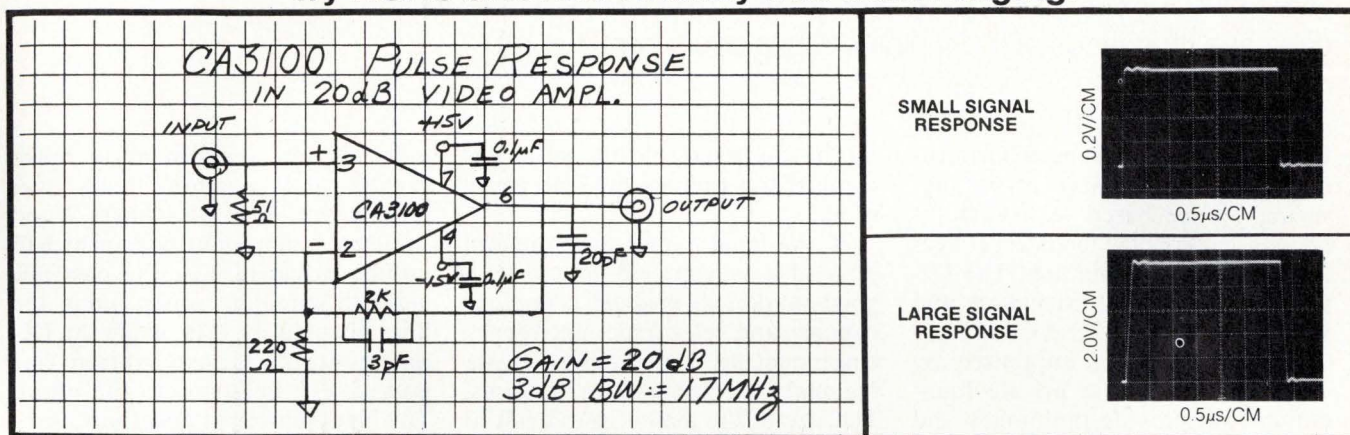
**Customers wanted.** Amador is something of a rarity in the industry—a company looking for customers. It has one circuit in production, a television sync generator, and two are nearing production, a telephone dialer and a fire-and burglar-alarm processor. The TV circuit, though standard in that it generates both American and European TV signals, is being made for the Grass Valley Group Inc., of Grass Valley, Calif.

Richard P. Kunkle, who founded Amador with Grass Valley's backing, also expects the generator to be used in test equipment by Tektronix Inc., which has an interest in the Grass Valley Group. Kunkle says he plans to specialize in communications-related products. □



# Spending too much time debugging wide band hi-slew op-amp circuits?

Try RCA's CA3100! Virtually free from Ringing.



That's because we've combined all of the following features in a single device:

- High open-loop gain at video frequencies—42 dB at 1 MHz.
- High slew rate—70 V/usec (unity-gain, voltage follower, input compensated).
- High slew rate—25 V/usec (unity-gain, voltage follower, single capacitor compensated).
- Fast settling time—0.6 usec.
- High output current— $\pm 15$  mA (min.).

These features are achieved with simpler circuitry because we've combined P-MOS and bipolar transistors on a single chip.

Compare the CA3100 with other wideband op-amps. You'll see the difference. Large signal or small... output waveforms are true reproductions of the input—virtually free from ringing and distortion. Also, compare open loop gain at Video Frequencies—22 dB at 10 MHz.

The CA3100 features dc offset adjust terminals for applications requiring offset null. It can be compensated with a single external capacitor and is pin compatible with other op-amps such as the LM118, LM307, and UA748.

Whatever your applications... high-speed comparators, instrumentation, video... take advantage of the CA3100's characteristics. You get all these features and more... with no tradeoff in price—\$3.50 for 1000 unit quantities.

The CA3100 is available in the standard TO-5 hermetic package, CA3100T, or the dual-in-line version, CA3100S. You can get them in production quantities from your local distributor or direct from RCA.

Interested? Let us send you the complete DATA SHEET! Write: RCA Solid State, Section 70A-10 Box 3200, Somerville, N.J. 08876. Or phone: (201) 722-3200.

**RCA Solid State**  
products that make products pay off

Communications

## U.S. seeks medical-emergency net

Dedicated frequencies linking ambulances, hospitals, and specialists can save thousands of lives; plan creates equipment market

by William F. Arnold, Washington bureau

**Early this year**, a team of Government agencies will start a new life-saving service based on communications—emergency medical services for areas and communities. The Department of Health, Education, and Welfare and the Federal Communications Commission, supported by other agencies and a private foundation, will provide the money and the communications frequencies that are needed to help communities create emergency medical-service (EMS) networks.

Coordinated local networks linking various ambulance services, hospitals, and specialists via dedicated communications frequencies are expected to save thousands of lives each year. Through an EMS system, a doctor can give instructions to a paramedical aide at the scene, listen to electrocardiograph data, and continue consultation while the victim is sped to a hospital. And the hospi-

tal, having been told the patient is coming, can prepare the emergency room.


A national emergency-medical plan also is expected to create a good market in medical communications and electronic emergency equipment as communities create regional emergency-care systems. The size of the market is difficult to estimate, but HEW figures that an emergency network for a community of 2 million persons, the size of the Baltimore, Md., area, would cost \$2 million in communications gear alone.

This month, HEW will help get things rolling by telling communities how they may apply for \$185 million in Government grants for systems. The department will begin accepting applications in June and begin making awards in late June, according to current plans. The money comes from a recent act au-

thorizing the department to make grants on a matching basis over three years. And the Robert Wood Johnson Foundation has spent \$15 million privately over the past few years to stimulate action along the lines planned for EMS, while the Department of Transportation has poured \$11 million into the effort. The National Heart and Lung Institute of the Department of HEW has also spent some money on spade work in the area.

**Other resources.** Although much of the money will go for new ambulances and manpower training, HEW's regulations will insist that each community offers a well-coordinated systematic plan that includes good communications links, as well. But before cities begin lining up at the door, HEW cautions that they must have exhausted all other possible financing sources and must have had their emergency

**Emergency case.** Ambulance attendants rush a patient into Chicago's Cook County Hospital. Communications plan would help cut time.



# The honeymoon is over.



**(Time to get serious about uninterruptible power sources.)**

America's romance with energy is cooling off. We're running out of steam, out of waterfalls, out of electricity from any source. And as our power becomes less available, brownouts and blackouts become more likely. (Just ask your computer.) Fortunately, there's still time to install an Elgar Uninterruptible Power Source. It will protect your computer system against voltage dropouts and brownouts (regulation to  $\pm 2\%$ ; up to 40 dB line transient reduction) and give 10 minutes of backup power in the event of a blackout. Write or call for details today...while you still have the energy.

Elgard Uninterruptible Power Sources are available in 500 VA to 15kVA models. They supply up to ten minutes of instantaneous reserve in case of power failure; and they have self-contained, maintenance-free batteries. Ideal for IBM Systems 3 and 7, DEC PDP Series, Burroughs Banking Systems, and Litton/Sweda P.O.S. Systems. Priced from \$1,895.



# triacs

## TO66



These economical, highly reliable triacs are the result of Hutson's advanced thyristor technology which includes patented construction of void-free glass-passivation chips. This series features:

( $I_{T(RMS)}$ ) to 15 Amps  
( $V_{DROM}$ ) to 600 Volts

In addition to these TO66 packaged triacs, Hutson's complete line of triacs and scr's are available in all popular packages in current ratings to 60 Amps and voltage ( $V_{DROM}$ ) ratings to 600V.

**Call or write for complete information.**



### HUTSON INDUSTRIES

BOX 34235 • 2019 W. VALLEY VIEW,  
DALLAS, TEX. 75234 (214) 241-3511  
TWX 910-860-5537

**Distributed by:**

In U.S.A.: BODELLE CO., INC.,  
Chicago, Ill. 312/468-1016.  
THOR ELECTRONICS, Elizabeth,  
N.J. 201/354-2430.

In Canada: SEMAD ELECTRONICS,  
Downsview, Ont. 416/635-9880.

**Hutson Industries International**  
TAYEB BERNOUS Vice-President  
30 Rue Pierre Semard, Yverres,  
91 France • Tel: Paris 925-8258  
TELEX 21-311

**In Europe:**

Belgium: C.N. ROOD S.A., Brussels 02-352135. Denmark: E.V. Johanssen A/S, Copenhagen (01)\* 295622. Norway: INTELCO, Oslo, 47 2 207451. Spain: BELPORT, Madrid 234.62.62. Sweden: ELEKTROFLEX, Sundryberg 08-28-9290. Switzerland: D. LEITGEB, Dubendorf 051 85 9666. UK: CLAUDE LYONS, LTD., Hoddeston, Hertfordshire (09924) 67161.

## Probing the news

medical systems approved by an appropriate regional or state health authority.

**High on the list.** At the FCC, EMS is "a priority item," says George Petrutsas, acting chief of the Industrial and Public Safety Rules division. The commission probably will decide in a few months what frequencies to allocate. At the end of January, the FCC will receive comments from industry, the medical profession, and interested parties about the impending assignments, as well as further study recommendations from Advanced Technology Systems Inc., of Arlington, Va., which is examining the issue for the commission. The FCC already has a Government plan, formulated by the White House Office of Telecommunications Policy, which has HEW's "enthusiastic support," says Dr. Charles C. Edwards, assistant secretary for health [*Electronics*, Dec. 6, 1973, p. 59].

What a national EMS plan might accomplish is illustrated by statistics compiled for OTP by the Government's Interdepartment Radio Advisory Committee. Since action in the first 30 minutes generally determines whether an injury or heart attack victim lives or dies, prompt care, coupled with continuing supervision, is likely to save 20% of the more than 100,000 accident victims and 25% of the more than 700,000 heart-attack victims annually. In addition, based on experience of the successful Illinois state EMS system, IRAC says that 15% of the 56,000

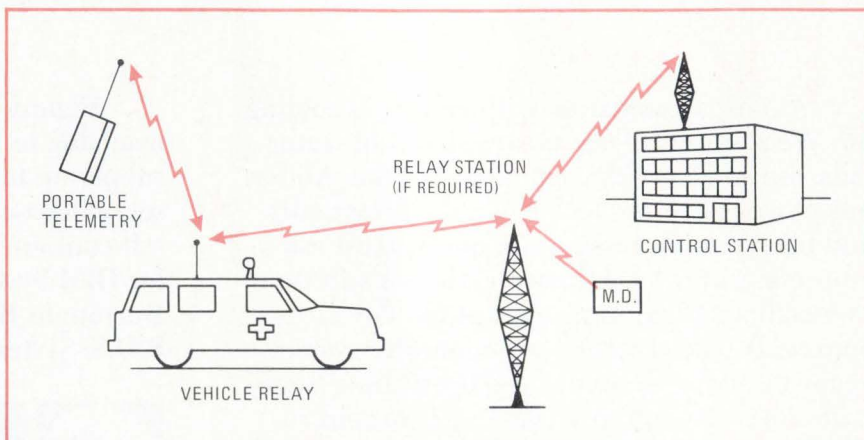
that lose their lives annually on the highways could be saved.

Up to now, EMS has been hamstrung by a lack of dedicated frequencies. The FCC has allocated 32 frequencies for emergency medical radio communications—30 to 50 megahertz and 155.13 to 155.340 MHz—but these must be shared with other uses such as school buses, beach patrols, and the like. Competition for available spectrum—about 362 licenses per available EMS frequency on a national average—plus other restrictions limit the growth of systems.

Moreover, IRAC has found that the present EMS frequency plan does not provide for a host of important functions, such as relaying information, hospital-to-hospital communications, a national calling frequency to allow one jurisdiction to contact another for help, interface with other public agencies like the Coast Guard, data telemetry with commentary at vhf, or for air-ambulance operators.

**Time is now.** Despite these impediments, EMS, like an idea whose time has come, is catching on. "It's a hot item," declares John J. Renner, president of Advanced Technology Systems. "The medical community has already moved in developing its portion of EMS," he comments. Helping, too, are the successful pilot or operating systems in Illinois, Maryland, Ohio, and Florida.

Consequently, the market looks good also. "The EMS market looks like it's going up," says Glenn R. Petersen, general manager of General Electric's Mobile Radio department, Communications Systems di-




**Life-saving link.** Proposed emergency medical-service networks would link ambulances, hospitals, physicians via dedicated communications frequencies.

# Some of our products will turn you on.

At Plessey, we can brighten up your Light Emitting Diode business, with all the parts and materials that stand behind the diode. Everything an LED or any other display needs to turn on.


If you're selling single LED's for instrument indicators, we'll supply the lead frames. Either photo-etched or stamped. And the chip bonding material.



Or, if you're supplying complete assemblies for numerical displays, we can give you selectively plated "figure 8" frames. Or screened black alumina substrates. Plus high quality bonding wire, thick film conductors, resistors and dielectrics, preforms and solder paste for pin attachment. Everything you need to make your display business glow.

At Plessey, we saw the display market beginning to grow a few years back. And we put in place the engineering, the designs and the capacity to supply all its needs. We also fielded a team of display specialists. Sales engineers who know our capabilities. And are willing to learn your specific needs.


Call on Plessey with your LED materials requirements. Our response will turn you on.



## PLESSEY INCORPORATED MATERIALS DIVISION

320 Long Island Expressway South, Melville, N.Y. 11746 (516) 694-7900

Offices in: Cherry Hill, New Jersey; Rochester, New York; Chicago, Illinois; Dallas, Texas; Los Angeles, California; Mountain View, California; Phoenix, Arizona; Charlotte, North Carolina; Reading, Massachusetts. Representatives in Boulder, Colorado; Cleveland, Ohio.



# NEW!

## INTERNATIONAL'S MOE Crystal Oscillator Elements provide a complete controlled signal source from 6000 KHz to 60 MHz

The MOE series is designed for direct plug-in to a standard dip socket. The miniature oscillator element is a complete source, crystal controlled, in an integrated circuit 14 pin dual-in-line package with a height of 1/2 inch. Oscillators are grouped by frequency and temperature stability thus giving the user a selection of the overall accuracy desired. Operating voltage 3 vdc to 9 vdc.



TYPE	CRYSTAL RANGE	OVERALL ACCURACY	25°C TOLERANCE	PRICE
MOE-5	6000KHz to 60MHz	+ .002% -10° to +60°C	Zero Trimmer	\$35.00
MOE-10	6000KHz to 60MHz	+ .0005% -10° to +60°C	Zero Trimmer	\$50.00

vision, Lynchburg, Va., which makes mobile and personal-communications equipment. "Federal legislation certainly will stimulate it," he says. Agreeing, Craig A. Castle, marketing manager for biomedical systems at SCI Systems Inc. in Houston, Texas, predicts a lively market in emergency medical communications gear. Mobile-communications giant Motorola also is in the business.

**Duplex channels.** Since an effective national plan depends on how the FCC will reallocate frequencies, what might the commission do? ATS' Renner, whose company is studying EMS for the commission, hints that the principal emphasis will be on getting about 20 uhf duplex channels from 450 to 470 MHz for ambulance communications and use some vhf for other allied services, such as paging and electrocardiogram telemetry.

A clue might be contained in the Government's OTP-IRAC recommendations, which divide 38 channels this way: national calling frequencies in vhf and uhf bands with designated channels for paging, command and control, telemetry, hospital-to-hospital, and general medical services.

To augment the limited spectrum available, IRAC further proposes to reallocate three military frequencies and three other frequencies now shared by the amateur radio service and the Federal Government for shared government/public medical services use. Also, it wants to allocate to EMS four pairs of radio call-box frequencies now reserved for the local-government radio service, use uhf biomedical-telemetry frequencies for other medical services, and have the FCC add three presently unassigned frequencies to the EMS pool.

**Coordination seen.** A national EMS plan should change emergency medical care from a "fire-dispatch service" to a coordinated effort where "ambulances participate on a systematic basis," declares Renner. After all, he adds, "it's not that we don't have communications. It's just that we have islands of communications." □

# Digitest 610. The digital multimeter that measures temperatures, too.

The Digitest 610 is a portable DMM that measures volts, amps, and ohms *plus* component surface temperature. When trouble shooting, this *plus* feature allows the user to quickly identify defective components by surface temperature measurement.

This light-weight, compact, 11,000 count unit goes where needed. When regular power sources are not available the built-in nickel cadmium power pack provides many hours of reliable portable measurement. Bold bright Sperry planar gas discharge displays provide easy viewing, even at angles up to 130° and in direct sunlight. Data can be clearly read at distances up to 40 feet.

Easy to operate push button switches enable rapid selection of all 16 ranges from zero to full scale without further adjustment. Non-skilled personnel can use the Digitest 610 with no training, yet the unit's precision design gives the trained technician and engineer the high degree of accuracy that he needs.

In addition to AC and DC volts, AC and DC currents, the Digitest 610 can measure resistances from 0.1 to 5 megohms, and temperatures from -50°C to +200°C. Accuracy is 0.1% and CMR is 100dB.

Sold and serviced throughout the United States and Canada. U.S. distributorships available.

For details or demonstration call:

Boston (617) 535-5620  
 New York (201) 673-2500  
 Philadelphia (215) 673-5600  
 Baltimore (301) 796-5600  
 Atlanta (404) 436-5169  
 Orlando (305) 894-9863  
 Huntsville (205) 837-5778  
 Seattle (206) 622-0177  
 San Francisco (408) 268-2600  
 Dayton (513) 252-5627  
 Chicago (312) 358-6520  
 Minneapolis (612) 925-1883  
 Dallas (214) 363-5291

\*Denver (303) 427-5299  
 \*Salt Lake City (801) 571-0129  
 \*Albuquerque (505) 281-5602  
 \*Phoenix (602) 939-6757  
 \*Los Angeles (213) 789-0418

\*Stocking representative



**Basic Unit:  
\$345.**

Temperature Probe: \$95.

**SCHNEIDER ELECTRONICS**

3 HAZEL STREET, PEABODY, MASSACHUSETTS 01960

Now you can design a *true* shirt-pocket size calculator. Or handheld calculator with 30 or more functions. All with the same snap-through feel and sound that have made Klixon® low profile keyboards the number one sellers.

The new 3KS keyboards retain all the characteristics of the original 1KS model. They are available with selectively gold plated disc construction or TI's new lower cost Alloy A material system. TI engineered snap-acting discs provide uniform feel and over 1 million reliable operations. But the new discs are 25% smaller.

The design of the switch array provides complete flexibility for custom configurations. The entire switch area is sealed with Mylar™, so contacts are both lint-proof and spill-proof. The keyboards are available with or without keytops.


If your plans include shirt-pocket size or advanced-function handheld calculator models, be sure to look over our new literature. Which you can get by sending us the coupon.

## Texas Instruments expands your keyboard options:

ORIGINAL 1KS LOW PROFILE KEYBOARD  
used on most pocket calculators, only .150" thick.  
(Complete 6KS keyboard shown.)

## more functions...

NEW 3KS KEYBOARD design can provide  
up to 30 switching functions in the same  
2½" x 3" areas as the 6KS.





Texas Instruments Incorporated  
Keyboard Products Marketing  
MS 12-33  
Attleboro, Mass. 02703

Keyboard application:  
 Pocket Calculator     Computer Terminal  
 Desk-top Calculator     TV Controls

Name \_\_\_\_\_  
Title \_\_\_\_\_  
Company \_\_\_\_\_  
Address \_\_\_\_\_  
City \_\_\_\_\_ State \_\_\_\_\_ Zip \_\_\_\_\_

Other \_\_\_\_\_  
 Application is new     or existing  
Approx. annual usage \_\_\_\_\_ units

Application requires:  
 Basic 1KS or 3KS keyboard array  
 Complete keyboard assembly  
 Please have a TI Field Engineer call




## TEXAS INSTRUMENTS INCORPORATED

### smaller size...


OR 3KS KEYBOARDS can shrink  
20 switching functions into 2¼" x 2½"  
shirt-pocket size array.

### thinner.


NEW 2KS KEYBOARD  
is only .050" thick.



# Excellon's Mark III Nobody's equal



# and it yet.



The Mark III is unquestionably the most advanced p.c. drilling system ever produced by us or anybody else.

It has no competition.

Of course, that doesn't mean they're not out there *trying* to equal it.

But just look what they're up against.

The Mark III is computer-directed, utilizing a General Automation SPC-12/15. The SPC-12/15, with 16K memory, handles a variety of code formats and is plug-compatible with central computers. It offers step and repeat, repeat pattern (16 and 14 pin dual in-line, 8 pin L package), automatic table offset, mirror image and automatic rewind. In its own right, it, too, has no competition.

The Mark III can produce drill hit rates of 200 per minute. And we're talking about *quality* holes at .25-inch movement and .002 chip load.

Table travel speed is 400 ipm on each axis. A computer-driven, high-torque, high-speed, low-inertia servo motor provides *instant* acceleration for unmatched production.

Spindle motor speeds are from 45,000 to 80,000 rpm. AC variable-frequency motors with air bearings easily exceed the practical limits of common ball bearing motors.

Spindle feed rates range from 20 to 250 ipm. Constant feed rate accuracy is assured to within 2.0 percent of setting. The stroke limit is adjustable in .001-inch increments.

Call or write Dick Hogan, Sales Manager, today. His number is (213) 325-8000.

## Excellon Automation

A Division of Excellon Industries  
23915 Garnier Street  
Torrance, California 90505  
Phone: (213) 325-8000

Telex: 67.45.62 Cable: Excellon Torrance



Excellon Sales and Service in ENGLAND • FRANCE  
SCANDINAVIA • W. GERMANY • HOLLAND • AUS-  
TRALIA • HONG KONG • TAIWAN • JAPAN

Circle 89 on reader service card


**This magazine  
is full of computers  
you can buy cheap.**

**We make  
computers you can  
sell cheap.**

These days, everyone's jumping up and down about how they can put their computers on your receiving dock for next to nothing.

But they don't talk about what happens after they arrive. Because by the time you get their computers to do anything, they won't be so cheap anymore.

When our Nova 2's come through the door, they're ready to go to work for you. They already have the operating systems you'll need to write your software and run your hardware.



And if you want to get the job done even faster, you can get systems with our low-cost 16K memory. Then your programmers can work in high-level languages.

Interfacing goes a lot smoother, too. You can use any of our general purpose interfaces. Or build your own with our wiring frames. Or get our standard peripherals. They just plug in.

And if the going gets rough anywhere along the way, you can always call our nearby applications engineers. They're there to help.

We do all this so you can get your products out in the marketplace faster. And sell more of them. At a bigger profit.

Other computer companies don't go this far because it would push the price of their computers up too high to be competitive.

Which means they really can't compete with us at all.

# Data General

The computer company you can understand.

• Data General Corporation Southboro, Massachusetts 01772, (617) 485-9100.



# We're the world's largest manufacturer of aluminum mini-lytic caps. Shouldn't you know us?

We sell over 60 million mini-lytic caps each month. Every one of our capacitors is automatically produced to rigid quality control standards.

This total automation control guarantees an unparalleled degree of product uniformity and reliability:

- We etch and form all the foil we use.
- We have completely automated down to 100% aging and testing.
- To further achieve complete control, our own machinery division designs, develops, and builds all our completely automated assembly equipment.

In total concept, United Chemicon provides local service through a U.S. network of sales, engineering, service, and warehousing.

Shouldn't you know us?

Write, call 315/474-2954  
or wire for full information  
and latest technical bulletins.

6.3 to 500 WV, op temps from  $-40^{\circ}$  to  $+85^{\circ}$  C.  
We solicit inquiries to your specs, as broader temperature ranges and performance characteristics are available.



## United Chemicon.

World's largest manufacturer of aluminum mini-lytic caps. You should know us.

©1974 United Chemicon, Inc. 731 James Street Syracuse, New York 13203 315/474-2954 TELEX 937439



# U.S. MARKETS 1974 ANOTHER GOOD YEAR, DESPITE UNCERTAINTIES



Fortified by a strong showing in computers and components, the U.S. electronics markets will go over \$38 billion this year; momentum is strong enough to ride out economic confusion

Solid state—too busy to be depressed. p. 95  
Computers—good for memories. p. 101  
Consumer—losing a little color. p. 103  
Components—a year just catching up. p. 105  
Communications—interconnect interest. p. 107  
Commercial—efficiency the key. p. 108

Instruments—strong on automation. p. 110  
Industrial—turning crisis into gains. p. 112  
Production—keeping up with components. p. 114  
Federal—it's steady work. p. 115  
Plus—  
Lead time outlook, p. 96; Business outlook, p. 112

# U.S. MARKETS 1974

□ The two faces of 1974 (see cover)—one smiling and confident, the other perplexed—reflect the electronics industries' market situation for 1974. On the one side there is considerable bullishness based on the extremely good sales logged in 1973. But on the other, there is uncertainty arising from the nation's scrambled economy.

The statistics tell a story of growth, though at a lower rate than in 1973. Manufacturers tell a story of new markets in untapped industries, indicating a wider base for electronics operations. Yet, as 1973 drew to an end, no one could foretell in detail what the impact of the energy crisis, materials shortages, rising prices, and slowing economy would be on the market this year.

For a time, the only worry in 1973 was how to meet demand, which is a nice worry to have. So many key markets fell into place at once that practically every product sector became production-limited. The industry total, according to *Electronics*' survey, which covers industrial and commercial, consumer, and Federal sectors, exceeded \$35 billion last year (see chart) and should reach over \$38 billion in 1974 if the economy does not run into trouble. Totals for the components, including semiconductors, going into electronics equipment amounted to \$6.7 billion in 1973 and are estimated to increase to \$7.2 billion this year.

Right now, the semiconductor and components industries are virtually at 100% capacity, and orders are backed up for almost all commonly used parts. Every equipment manufacturer has been affected by the lengthening lead times. For the first time, large users, particularly the auto and consumer companies, are competing for the same type of parts. As a result, purchasing agents have become important cogs in the design cycle, for they often have to ride herd on components deliveries stretching out for several months. Engineers are forced to design around hard-to-get semiconductors, capacitors, and resistors. Instrument houses and production-equipment manufacturers, to name a couple, find themselves in the agonizing situation of being unable to complete and ship some products for want of a few components.

The momentum generated in 1973 is carrying over into the New Year. Just eliminating the backlogs would be enough to maintain a healthy year. And it appears that for once there's a good balance between sales and capacity even if the pace set last year slows down.

While many equipment producers grumble guardedly about what they consider a mistake by components manufacturers in not adding enough capacity soon

enough, the components houses defended their cautious approach on the basis of past experiences. Work shifts have been added, six-day weeks initiated, but facilities expansion has been approached only conservatively. Besides, there's a long wait these days for production equipment because its makers are waiting for parts, too. There has been double ordering to be sure, but it appears that the bulk of the order backlogs is for real this time. If anything, equipment companies might want to add to their inventories this year, rather than live off them as happened during the last recession. The buying last year was for immediate production requirements since inventories were generally reduced to bare bones.

## *After the fast pace, some panting*

All in all, the electronics industries look to be in very good shape—penetration of new markets has continued, established markets are growing, and the panic stage over parts and materials supply has calmed. However, the energy crisis, coupled with an increasingly topsy-turvy economy marked by rising prices and falling demand, rising unemployment and rapid inflation, is a new unknown factor. Planners have never had anything quite like the oil shortage to cope with. For one thing, the econometric models generally used for planning are based on steady-state conditions or slow changes, not sudden impulses like this crisis. For another, the entire free world faces the situation, so there's not much one sagging economy can do to prop up another even in this era of multinational electronics companies.

Some marketing men, looking for a "domino" effect

### HOW THE ELECTRONICS INDUSTRIES SHAPE UP

	(in millions of dollars)			
	1972	1973	1974	1977
Industrial and commercial	14,928.8	17,747.0	20,254.4	23,849.0
Consumer	5,163.8	5,733.5	5,982.7	7,084.0
Federal	11,503.0	11,929.0	12,504.0	14,311.0
Total industry	\$31,595.6	35,409.5	38,741.1	45,249.0
<u>Components</u>				
Semiconductors	1,524.1	2,017.7	2,324.5	3,128.0
Other components	4,172.4	4,705.4	4,879.0	5,473.0
Components total	\$5,696.5	6,723.1	7,203.5	8,601.0

**Good vibes.** Here's a summary of this year's market findings calculated from returns in *Electronics*' 16th annual survey of factory sales by U.S. electronics manufacturers. A complete breakdown of individual product categories appears at the end of this report.



triggered by the auto industry, have gone back for a long talk with their computers. Interestingly, not everyone has come back with the same answers. For example, semiconductor marketing managers see opportunities for new growth and have increased their forecasts. Others at instrument companies and data processing firms have lopped arbitrary percentages off growth projections. Still others have decided that the energy crisis will have little effect—provided the measures to ease the shortage do not get any more stringent.

A few have pointed out that a little belt-tightening to conserve energy would be a good thing because there is so much waste in American consumption. Besides, they add, the first 15% in savings is easy. It's after this point that the going gets tougher.

There's also the distinct possibility that the electronics industries could benefit from the energy crisis, in the sense that one man's crisis is another man's market opportunity. Electronics is not one of the large users of electricity, especially for building equipment like computers. An obvious selling point these days is that electronic controls can help conserve energy in industry. The same can be said for all-solid-state consumer products (people will be spending more time at home). Communications equipment can be sold for its energy-saving quality as well as its speed. Test equipment would certainly get a boost from any research projects launched to find and perfect new forms of energy—though the R&D money does not appear to be forthcoming as yet. And data-processing equipment, designed to make business more efficient, can be put to work on the conservation program.


Yet there's the grim possibility that the economy will literally and figuratively run out of gas on which to grow. As the year drew to an end with more confusion than leadership in Washington, it was just too early to tell what would happen. But then again, that's the definition of a crisis—a time when it is impossible to foretell what will happen next. It may be some months before anyone in the industries gets a good handle on this situation. Until then, the two faces of 1974 will remain.

### Solid state

## Consumers, computers keep semiconductors flying

Orbiting off the strongest boom in recent history, the semiconductor industry should continue to accelerate in 1974. U. S. factory sales of semiconductors are expected to reach \$2.3 billion, up 15% from its \$2 billion mark in 1973. Although everyone's crystal ball is being clouded by uncertainties in the economic climate—the energy crisis, manpower and supply shortages, order backlogs, and predicted growth slowdown for the gross national product—the strong market momentum developed in 1973 will probably overwhelm any tendency toward reduction in the growth rate, at least for the first half.

Indeed, 1973 surpassed everyone's expectations. A whopping 32% gain was scored in U. S. semiconductor sales. Strong promises in the consumer market, which



**A solid-state world.** Although 1973 was a banner year for U.S. semiconductor manufacturers, other nations in Europe and Japan have been steadily closing the gap on American consumption in the world markets. In the next decade, these countries will draw even.

was the smallest in 1972, finally paid off handsomely with a remarkable 47% increase over 1972 sales, making it the largest segment in the U. S. semiconductor marketplace (Table 1). This market is expected to increase by 15% this year. Fueled by a 46% growth in entertainment products, 100% gain in automotive sales, a 57% increase in watches and clocks, and an 80% jump in the calculator market, the consumer segment is expected to dominate sales activity this year, as well, and probably for the next five years (Table 2).

Although semiconductors have barely penetrated the mass consumer markets, their growth is expected to accelerate in appliances by 175% to \$11 million in 1974, and cameras to \$25 million. Microprocessors, which were only beginning in 1973 to show their appeal, are expected to absorb a total chip value of \$16 million this year, a growth rate of 100%. And semiconductors are poised for another year of exploitation in personal calculators, automobile-control systems, cheap, dense memories, industrial-process equipment, leisure-time products, home controls, and information-processing equipment.

### Technology to develop

Unlike the past two market years, when manufacturers trimmed their technology sails to consolidate and optimize their product lines, this year, many new advances will be registered. In the MOS sector, which will grow by 29%, or \$113.1 million, to \$501.9 million this year, ion-implanted n-channel and complementary designs will begin to supplant the standard p-channel products of earlier years. MOS sales grew by 79%, or

## Components: the waiting game

**The component shortage** is an old story by now, and its end is still not in sight. Less than a month ago, component manufacturers expected to be able to improve their delivery times by midyear. However, the effect of the worsening energy crisis is uncertain at this time, and those already preposterously long lead times may get even longer.

Although the present shortages are an industrywide problem, there are many components that are in good supply. Even seemingly impossible-to-get devices can often be found by diligent search.

In effect, component availability has become another design parameter. The engineer must be prepared to select suitable substitutes for his first-choice devices from parts that can be obtained within a reasonable amount of time. It may even be necessary to modify a design to accommodate available components.

The table provided here lists component lead times being quoted by manufacturers and distributors across the country as of mid-December. The numbers are generalized figures that apply to entire classes of devices, which accounts for the tremendous spread in the indicated lead-time ranges. For example, some lead times range from stock to a year (two to 52 weeks). Actually, delivery time will depend on the specific device ordered, the quantity, and whether the order is placed with a manufacturer or with a local distributor.

Generally, it is best to place smaller orders (those not for very large production quantities) with a distributor. A small order can get tied up at the factory while thousands of devices are being shipped to the high-volume customer whose order came in first—manufacturers tend to operate on a first-come-first-served basis. Additionally, many distributors are smart buyers who project supply-and-demand component trends and order accordingly ahead of time. This means that even some hard-to-get items might be available off the shelf from distributor stock.

**Parts shortages** are not characteristic of any one region of the country. For some high-demand products, manufacturers are supplying their customers on an allocation basis so that all customers receive a fair share. Order backlogs, at this time, are considered to be genuine, both by manufacturers and distributors. Either double ordering is not yet a problem, or the time difference between order placement and delivery is so long that false orders cannot be detected now.

Manufacturers, for the most part, are optimistic about shortening lead times by this summer. Factories are operating at full capacity—24 hours a day and sometimes seven days a week. Just this past year, new equipment and new plants came on line, and additional production expansion is being planned for 1974. Ironically though, component production expansion is being delayed because the manufacturers of production equipment are waiting, too—waiting for the parts they need to build the production equipment.

The current level of energy expenditure cutbacks will not appreciably affect component lead times. (The limitation imposed on all petrochemicals this past year has already extended delivery dates for components like switches and relays.) However, it's possible that addi-

tional energy restrictions, not yet imposed, may have adverse effects.

**Larger fuel cutbacks** may mean even slower deliveries. For instance, plants may be forced to shut down completely, and there may also be fewer truck delivery runs. Moreover, a run will be made only when a truck is fully loaded. Overseas shipments may also be curtailed, affecting the delivery of the many components (such as resistors, capacitors, and discrete semiconductors) that are imported. Additionally, many U.S. manufacturers have offshore factory operations.

On the other hand, even greater fuel cutbacks will reduce demand for new aircraft and new automobiles. This, in turn, means cancelled high-volume component orders, giving component manufacturers a chance to catch up on their order backlogs and to speed up deliveries. (Continued order cancellations, of course, are highly undesirable.) Fewer new autos, which require about 150 pounds of plastics per car, will also free some petrochemicals for use in electronic components.

As the table indicates, lead times are naturally longest for high-usage components—these are generally the low-cost, plastic-packaged commercial devices. Color-shading highlights those components that are particularly difficult to obtain.

Brand-new products, semiconductors in particular, also tend to be hard to get. IC manufacturers usually announce a product when it is available in sample quantities. Once these samples are sold out, there may be a substantial wait before the product becomes a volume-production item. But when these same ICs are from six months to one year old, they can sometimes be obtained directly from distributor stock.

**Some components** are readily available—like displays, light-emitting diodes, emitter-coupled-logic ICs, optical isolators, and monolithic digital-to-analog converters. Military ICs, including mil-spec operational amplifiers, also often have short lead times. Therefore, it may be a better design choice to spend a bit more for available components than to wait around for cheaper components that are not immediately obtainable.

As a rule, discrete semiconductors that do not meet their data-sheet specifications are abundant. And an out-of-spec device is not necessarily one that can't be used at all. Testing and respecifying, say, an out-of-spec transistor could save a beautiful design. In other cases, asking for the right part—the one in good supply—can be the solution. For example, individual rectifier diodes may be hard to get, but rectifier bridge assemblies may not be at all difficult to obtain.

Lead times for assembled components, like connectors and hybrid relays, are long now and growing longer. If only nine of the 10 pieces needed for an assembled component are on hand, the unit simply cannot be put together. Lead times for such components as switches, which depend on plastics, are also lengthening. Petrochemicals are basic to many switch bodies, push buttons, and wire and cable wrappings.

In general, the various shortage difficulties, as well as the heightening energy crisis, are expected to drive component costs up this year. Price increases for some connectors have already been announced.

### COMPONENT LEAD TIMES

Component		Lead time	Note
TRANSISTORS	Small-signal, plastic	12 – 26 weeks**	Out-of-data-sheet-specification units can be obtained from stock.
	Small-signal, metal can	6 – 16 weeks**	Same as above. Average delays are about 10 weeks.
	Power	6 – 26 weeks**	Plastic units particularly difficult to obtain. Rf power units are readily available.
	FETs	2 – 26 weeks**	Longer delays for consumer-type units.
DIODES	Rectifier	2 – 32 weeks**	Longer delays for consumer-type units.
	Zener	6 – 52 weeks**	
THYRISTORS	SCRs and triacs	6 – 32 weeks**	
DIGITAL ICs	TTL	2 – 52 weeks*	Lead time depends greatly on device type. Average delivery time is about 26 weeks.
	ECL	2 – 8 weeks**	Most device types in good supply.
	DTL	2 – 52 weeks**	Flat market, mostly replacement units.
MEMORIES	All	2 – 30 weeks**	Lead time depends greatly on device type. Longer delays for larger units.
C-MOS	All	2 – 52 weeks***	Lead time depends greatly on device type. Average delivery time is 12 – 16 weeks.
OP AMPS	Commercial	4 – 40 weeks***	Longer delays for general-purpose units.
	Military	2 – 20 weeks**	
OTHER LINEAR ICs	All	2 – 40 weeks***	Longer delays for consumer-type units. Some data converters in good supply.
RESISTORS	Fixed, carbon-comp	3 – 20 weeks**	Average 4-week delivery for most units, except ¼-W size.
	Fixed, metal-film	8 – 45 weeks***	Longer delays for tight-tolerance units.
	Fixed, wirewound	6 – 20 weeks**	Precision units have longer delays.
	Variable	6 – 20 weeks*	Average delays are less than 10 weeks.
CAPACITORS	Electrolytic	6 – 52 weeks**	Large-value computer-grade units more difficult to obtain.
	Ceramic	6 – 52 weeks**	Longer delays for disk units.
	Mica	4 – 12 weeks**	
	Film and paper	4 – 20 weeks**	Paper units have slightly better deliveries. Average delay is 4 – 8 weeks.
	Tantalum	8 – 52 weeks***	Longer delays for hermetically sealed units.
RELAYS	Most types	5 – 26 weeks**	Average delivery time is about 10 weeks. Longer delays for hybrid and coaxial units.
SWITCHES	Most types	6 – 20 weeks***	Average delivery time is 8 – 14 weeks. Longer delays for snap-action and keyboard units.
CONNECTORS	Most types	4 – 36 weeks***	Longer delays for military units.
TRANSFORMERS	Audio and power	2 – 10 weeks**	
WIRE AND CABLE	Most kinds	8 – 26 weeks***	

Average lead times are generally long.  
\* Average delays getting shorter.

\*\* No appreciable change expected.  
\*\*\* Average delays getting longer.

# U.S. MARKETS 1974

\$171.8 million, to \$388.8 million in 1973.

MOS logic and shift registers will grow by \$83.2 million, or 31%, to \$378.5 million in 1974. Among the new products expected to emerge this year are 8- and 16-bit microprocessor chips, capable of supplying more and faster (5-nanosecond) logic in smaller spaces for microcomputers and even some minicomputers.

Complementary-MOS logic families that offer complexities of 100 to 500 gates will emerge for industrial timing and control applications. Oxide-isolated MOS memory and logic chips will soon be introduced for fast peripherals and terminals.

Furthermore, the first charge-coupled serial memories will make their debut in 1974—4,096- and 8,192-bit shift registers are already in prototype production for an assortment of disk-memory replacements.

As for bipolar logic, TTL will gain about 23%, or \$72.4 million this year to \$380.8 million, following a 51% burst, amounting to \$104.2 million in 1973, to \$308.4 million. The trend is veering sharply away from small-scale integrated TTL products and toward the newer MSI and LSI TTL families. With their capability of providing more and faster logic for less money, the LSI parts will fill the demand for the new minicomputers, big mainframes, and fast but small peripheral memories. Indeed, Schottky MSI TTL, boasting high speed-power-product ratings, is emerging as the fastest-growing segment of the TTL market.

New bipolar logic families—such as the integrated-current and merged-transistor logic—will be launched in 1974. This logic will deliver more than 1,000 gates of high-performance logic on a single chip. I<sup>2</sup>L counters and dividers are now being readied for the marketplace.

Mainframe and medium-speed peripheral-memory sales are expected to be dominated this year by 4,096-bit n-channel random-access memories with access time of 200 nanoseconds and power dissipation of only 300 milliwatts.

Bipolar-memory technology, budding in 1972-73, will begin to blossom in 1974. Sales will jump 44.5% to a respectable \$86.7 million. Schottky TTL, I<sup>2</sup>L, and oxide-isolated bipolar-memory products are expected to share growth in the mainframe and fast-peripheral markets.

Linear products are sporting new technology, as well. Coming to market in 1974 will be precision monolithic amplifiers with digitally trimmed field-effect-transistor

inputs, amplifier chips built with a mix of p-MOS, C-MOS, and bipolar processes, integrated power amplifiers capable of 20-watt output, linear control circuits with p-MOS and C-MOS logic on the same chips, C-MOS multiplexers, faster IC counters, and phase-locked loops with increased accuracy.

Technology advances are being made, even in discrete products. FETS with subnanosecond channel lengths are being prepared for the low-noise microwave market. In addition, tuning diodes, FET input devices, and sharp-cut-off zeners will be offered in the consumer market in quantity. Power discretes in ceramic and plastic packages will provide new highs in power output. These devices will lead the power-semiconductor sector in 1974 to its best growth in a decade with a 14% boost. In fact, plastic-packaged power will emerge as a major consumer component.

## Discretes to move

The automotive-power market, now \$30 million a year, has nearly tripled in three years, and many order deliveries have been strung out for as long as six months. What's more, although automobile production may lag this year, the number of power discretes in each car will be increased.

The discrete optoelectronics market will register another banner year, adding nearly 20% to its 1973 total, to reach nearly \$75 million, exclusive of light-emitting-diode displays. Especially strong in 1974 will be optoisolators for industrial-relay and data-processing systems, as well as discrete LED lamps for control and alarm equipment.

But continued long-term growth in other types of discretes is problematical. Small-signal devices—transistors, diodes, and low-current zeners—are expected to begin a decline as these functions are integrated onto chips. The shortages in small-signal devices that many experienced in 1973 should be slowly dissipated as suppliers build up their stocks.

Digital bipolar logic sales smashed records last year, increasing by 32% to \$405.4 million—nearly half of the total IC market. Nevertheless, many observers believe 1973 was the high-water mark for standard TTL. Sales are expected to increase to \$380.8 million and then level off. TTL is coming under increasing attack by C-MOS families and is suffering from the growing trend to fabrication of logic systems with read-only memory and programmed logic arrays. Worse yet, the use of software microcomputer logic is accelerating the trend away from standard TTL. The software technique enables logic designs to bypass completely the hard-wired logic packages.

The highlight in the sales picture is the trend toward fast low-power TTL circuits. For the first time, more medium-scale circuits of all types will be consumed this year than small-scale circuits—about 55% to 45%, in favor of MSI.

Manufacturers will also increase the number of new standard LSI bipolar-logic products, such as the 125-gate accumulator introduced last year by Texas Instruments and Motorola's TTL-logic products with densities as high as 160 gates. In addition, a swing is expected to the growing family of Schottky TTL products—mostly

TABLE 1: TOTAL U.S. MARKET FOR SEMICONDUCTORS  
(Dollars in millions)

Segment	1972	1973	1974
Consumer	\$ 230	\$ 337	\$ 410
Computer	285	335	409
Industrial	270	305	340
Government	275	260	265
Distributor	264	320	375
Export	200	460	525
Totals	\$1,524	\$2,017	\$2,324

MSI—for high-speed applications in minicomputers and peripherals.

The question regarding the future of emitter-coupled logic has changed from "when will the ECL market take off?" to "will it take off at all?" In 1973, sales amounted to \$35 million to \$40 million—less than the 10% of the digital bipolar market it had maintained since its introduction 10 years ago.

But other industry experts, still bullish on ECL, point to the next generation of fast computers that could begin pouring off the production line at the end of 1975 or early 1976. Their designs for high-speed mainframes may well need the nanosecond-speed logic functions that ECL provides. And there's a growing need for fast logic in instruments and communications systems.

### *C-MOS awakens*

Complementary-MOS, a sleeper in the MOS market, has awakened. U. S. factory sales doubled in 1973 to reach a solid \$30 million level, and domestic sales are expected to exceed \$65 million this year. Moreover, if a couple of developments pan out, C-MOS may well become a dominant logic family and cut sharply into TTL sales. These developments include the possibility of using oxide-isolating techniques to increase the density of logic and memory circuits and silicon-on-sapphire substrates to increase both speed and density. In any event, C-MOS should score in the vicinity of \$200 million a year by 1975.

Pioneered by RCA, Somerville, N. J., in its 4000 series and followed by Motorola, Phoenix, Ariz., C-MOS was practically a two-company marketplace as recently as 1970. Then, suddenly confronted with a vast and diverse market opportunity, most other semiconductor companies jumped aboard with standard 4000-type products. The two conspicuous exceptions, Texas Instruments and Fairchild Semiconductor, will follow suit early this year with commercial-4000 lines.

The largest market potential is in industrial controls where the noise immunity and tolerance of voltage variations shine most. In the industrial environment, instruments must operate at 3 to 30 volts, and control circuits must perform in tough ac, dc, and audio-noise environments. This market, which also includes new vending-machine designs, coin-changers, elevator and building controls, surveillance systems, process logic, and similar applications, will reach \$18 million in 1974.

The industrial sector offers the largest C-MOS market potential, but communications sales are growing the fastest. The market doubled in 1973, and it is expected to double again this year to the range of \$14 million.

The low power requirements and tolerance of fluctuations that are characteristic of C-MOS will be exploited in such diverse equipment as pocket pagers, modems, and mobile-radio systems. C-MOS is also ideal for the even larger market of telephone-interconnect equipment—telephone sets, voice terminals, and displays.

When all these sales are added to the growing use of C-MOS in frequency synthesizers, digital panel meters and wave-shape analyzers, the total potential communications market will amount to \$50 million by 1976.

Consumer equipment, including automotive appli-

cations, constitutes the biggest custom-C-MOS potential. Sales are predicted at \$15 million this year. And applications in watches will burgeon this year as watch manufacturers realize the capabilities of C-MOS to achieve the tough goal of low power dissipation in LSI configurations. The C-MOS market in personal calculators is turning on as manufacturers bring to market additional liquid-crystal-display units that benefit from the C-MOS capability of supplying the low-power 10-v drive signals.

The major uncertainty now in the C-MOS marketplace concerns automobile production, which had been considered a bonanza until the energy crisis intervened. To make matters worse, cutbacks will likely be in the top-of-the-line gasoline gluttons, which also use the most electronics. On the other hand, any slack in C-MOS sales for automotive applications will probably be taken up by increases in demand for data processing and a steadily growing Government demand.

### *Microprocessors ahead*

Although the first standard central-processing unit on a single chip appeared as recently as 1972, analysts are calling this market one of the best for the future of MOS technology. Many observers are calling the CPU chip the most significant circuit development in semiconductor history, destined to have the heaviest impact on equipment development. Because of its capability to perform any logic-block function with only a simple software change and inexpensive memory, the microprocessor makes possible design of dedicated computers to perform single functions cost-effectively. Sales of microprocessor chips are doubling each year. They reached about \$8 million last year and should grow rapidly to about \$50 million by 1975. These 8-bit p-channel standard microprocessors have had data rates of 10 nanoseconds, but in 1974, the first n-channel CPUs entering the marketplace will offer 16-bit capacity at higher speeds.

Today, the biggest demand for the microprocessor is in point-of-sale systems and related applications, and this market will register a sharp increase in 1974. Moreover, an explosion of microprocessors is expected in 1975, as system designers learn to use CPU chips in an assortment of smart-terminal applications—telecommunications equipment, schoolroom and library

TABLE 2: U.S. CONSUMER MARKET FOR SEMICONDUCTORS  
(Dollars in millions)

Segment	1973	1974 (Est.)	% Growth
Entertainment	\$120	\$175	46%
Automotive	40	80	100%
Organs	7	10	43%
Watches/clocks	7	18	157%
Cameras	21	25	32%
Appliances	4	11	175%
Calculators	40	72	80%
Total	\$239	\$391	64%

processors and displays, automotive testing gear, and the like.

The other major MOS LSI market boom will be in calculator chips. The number of chips sold in 1973 tripled over the number for the previous year—from 2.5 million units to 7.5 million, and 6 million of these were for the hand-held units. The number is expected to double each year to reach a total of 30 million units by 1975. Dollar growth in calculator chips, which will not climb nearly as fast as units sold, should reach \$150 million to \$200 million by 1975.

## Memories get bigger

A drop in the market bucket only two years ago, semiconductor memories have suddenly become a worthwhile business—jumping from \$92.1 million in 1972 to \$179 million in 1973. This year, semiconductor memories should reach the \$240.1 million mark, to become one of the biggest sellers in the IC marketplace, and by 1976, the total semiconductor-memory market should be in excess of \$330 million.

Although the workhorse of the semiconductor-memory market remains the venerable p-channel 1103, that chip is expected to come under increasing pressure against its hold on 50% of the market. The challengers are the n-channel products, which boast higher performance and are easier to use—the fast (50 to 80 ns) 1,024-bit RAMs and the big 4,096-bit RAMs.

Nearly all semiconductor manufacturers are set to introduce 4,096-bit n-MOS products in 1974 as design alternates to the 1103. The 4,096-bit RAM has a single clock and access time of 300 ns and faster. The potential for low cost per bit makes this product commercially as explosive a force in the market as the 1103 itself for mainframe and medium-speed peripherals. How many will be sold depends only on manufacturers' ability to produce at acceptable yields, but the consensus estimate is roughly 100,000 units in 1974. Other serious 1103 competitors in 1974 will be the new, fast, and easier-to-use single-clock 1,024-bit p-channel and n-channel RAMs. These new RAMs, which will account for only about 5% of total memory-market sales in 1974, could well grow to 15% to 25% of the market by 1975, or \$50 million worth of new MOS memories.

Another factor in the MOS-memory market will be the strong growth of static RAMs, which may reach \$10 million in sales in 1974. Since static RAMs need no refresh, they can be operated from a single power supply, require less power, and are compatible with TTL at inputs

and outputs. The drawbacks of statics in the past has been their slow speed, which meant limiting them to slow-terminal applications. Now, manufacturers have turned to faster n-channel ion-implanted designs to boost speed, and they are delivering statics as fast as the 1103s, making them the runaway choice for display and buffer-terminal applications.

## Bipolars to thrive

Sales of bipolar memories, both random-access and read-only, should jump by 35% in 1974, while sales of bipolar shift registers are expected to increase by 20%. The bipolar RAM, for example, has virtually captured the cache and special-purpose semiconductor-memory market on the basis of its 35-ns access time. As for the fast-mainframe market, bipolars have become universally established as standards for the new ECL add-on memories.

Competing for this portion of the memory market are both the 256-bit bipolar RAMs, many boasting access times of less than 20 ns, and their big brothers, the 1,024-bit bipolars. Although the 1,024-bit RAMs are expected to gain in the memory market share to about 10% for 1974, only Fairchild has been able to ship in quantity; consequently, many computer manufacturers are waiting for other supplies to come on stream.

The bipolar ROMs, both the field- and mask-programable, continue to be strong in 1974. The trend to using ROMs for logic applications has stimulated user demand so much that almost half of all ROMs sold today are for logic applications. Sales of field-programable ROMs, which now range from the 1,024-bit units to a new 4,096-bit PROMs introduced last year, are the fastest growing of the read-only products. Because PROMs allow users to reduce their stocks of different memory types, they have largely by-passed the long stretch-outs in delivery times that have plagued users of custom parts.

## Linear ICs get a little help

Like the digital segment, the 1973 market in linear integrated circuits was gratifying, as sales grew by 31% to reach \$166 million. And this year, as last, the consumer segment is expected to account for a major fraction of the new gains, but at a lower rate, as TV and audio consumption cool off after their 1973 records. Nevertheless, linear ICs this year will remain strong, growing 16% to \$193 million, as sales in communications and industrial ICs take up some of the slack in consumer parts.

Although the demand for increased integration of TV sets remains a strong incentive for manufacturers of linear ICs to develop more complex circuits, the question remains: how quickly can the TV-set manufacturers incorporate them into new sets? Some manufacturers feel that 1974 will be too soon. Partitioning of color sets has stabilized around four to six ICs, supplied by several manufacturers who are struggling to meet scheduled programs. To expand TV sales, IC manufacturers will require, not new technology, but more capacity. But they are reluctant to expand for fear of a TV-market slowdown in 1974-75.

In the industrial market, the emphasis on process and plant modernization in 1973 will continue this year,

TABLE 3: RANDOM-ACCESS MEMORY MARKET FOR SEMICONDUCTORS  
(Dollars in millions)

	1972	1973	1974	1975	1976
MOS	\$24.2	\$69.0	\$95.8	\$135.0	\$225.0
Bipolar	11.7	37.8	57.0	67.0	89.0
Emerging technologies CCD	—	—	2.0	8.0	17.0
Total	\$35.9	\$106.8	\$154.8	\$210.0	\$331.0

stimulating sales of operational amplifiers and comparators.

An increase in the demand for the standard 741 has already materialized, and backlogs have been growing weekly, as has the demand for the new three-terminal regulators. Moreover, industrial-equipment manufacturers are now discovering the new high-performance FET op amps, introduced last year for precision data-acquisition systems. These, together with the strong converter-IC demand, could spell a \$30 million data-acquisition market for linear ICs this year.

The standard-hybrid market segment remains steady at about 12% annual growth. The military, about the only customer able to pay the price, still commands most attention. Converters and high-performance op amps will continue strong in 1974, but the ever-increasing shadow of monolithic devices capable of matching hybrids' performance dims their long-term appeal.

However, the new thick-film consumer hybrids may well turn the market around, boosting sales, as well as broadening the customer base. Thick-film-hybrid packages already dominate the mobile-radio market, and increases in the market are expected as new designs capable of supplying 30 watts and more of uhf power become available.

## Computers

### New memories will make the most profits this year

The computer industry is alive and well and looking forward to a good year in 1974, despite the components shortages and the implications of the energy crisis.

The high shipping rate of the past year, reaching a total of \$12.4 billion on the *Electronics* consensus chart, will continue. But it will be tempered by the at present substantial return rate on old computers, so that the total installed base will remain nearly flat. The dramatic rise in installed memory, however, will be an outstanding feature this year.

Among other trends that will continue to be felt in 1974 are the growth of virtual storage, the increasing importance of data communications to computer manufacturers, the continued fanning out of computers into new applications, and the demand from users, particularly from minicomputer customers, for more and more manufacturer support.

Another important and growing area of the market will be computer networks—collections of terminals linked to a central computer. Because the terminals are becoming more capable and powerful, the role of the central computer has been decreasing. But this has made it possible to design economical, special-purpose networks and enter new markets, such as department stores and banks.

The market for minicomputers also continues to expand as customers find new applications for these machines. Minis, as defined by *Electronics*, totaled some \$420 million in 1973, and the consensus forecast pre-

dicts it will hit \$513 million this year, an increase of 22%. At the same time, prices have continued to fall, opening the way for more customers. But because many of the new users are relatively unsophisticated in mini-computer operation, they are demanding software and maintenance backup similar to that obtained by medium-scale-computer users.

These minicomputer systems require large memory capacities to enable them to carry out the extra functions that users now request. Accordingly, several manufacturers have brought out ferrite-core modules that hold over 32,000 bytes on one printed-circuit board.

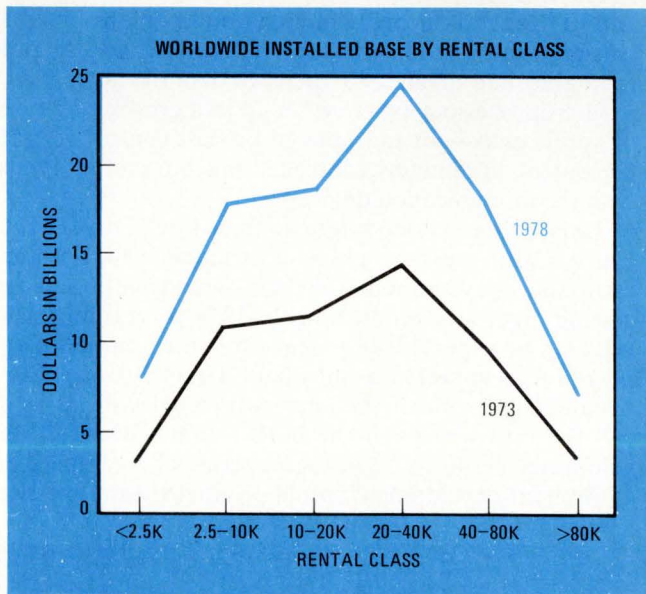
The availability of fast, economical memory is an important factor for both the virtual-memory technology and data-communications applications. As virtual-storage software and applications are developed, the need rises for a large and very fast backup to the main memory to supply data upon demand from the program. For data communications, large memories are needed to contain enormous data bases and hold the software to maintain these data bases, as well as permit interactive computing and other sophisticated operations that data networks make possible.

These factors, together with the growth of mini-computers, have generated during the past 18 months a greater increase in total installed memory capacity than ever before, according to one estimate.

### So what about the economy?

The computer industry's mixed-up relationship to the general economy prompts many in the industry to ignore the import of usual year-end indicators. For, in a sense, computer companies can find solace in whatever turn the wheel of fortune, or misfortune, takes.

On the one hand, 55% of computers in dollar value are leased, so if capital spending were to decline, contrary to forecast, it wouldn't shake up the industry. Moreover, because computers are supposed to increase



**Saddle effect.** Large central computers and networks of satellites, smart terminals, and small local computers may eventually squeeze the medium-scale computer out of the market; however, its demise is not likely for many years. In fact, it may never completely die.

# U.S. MARKETS 1974

productivity and reduce certain costs, they have appeal during downturns.

On the other hand, when business is good, customers are also inclined to install computers to assist in rapid expansion. It seems that this industry is highly resilient, but not entirely immune to disaster, as was shown in the 1970-71 recession. But conditions are different this year. Manufacturers may very well take any slowdown as an opportunity to modernize and upgrade computer installations. In addition, the computer industry now has a larger user base than in '70—particularly data communications, which is itself somewhat recession-proof.

At any rate, the consensus among computer company officials is that a slowdown may indeed occur in 1974, but a genuine recession is unlikely. An executive of Honeywell Information Systems Inc., Waltham, Mass., told a group of security analysts recently that, in all of the six other countries where Honeywell did the bulk of its business, the growth rate was greater than in the U.S., whether in real or inflationary terms, and that the same was true of the installed base of computers in those countries. He concluded that these factors did not presage a slowdown for worldwide computer business.

Touching on what could be an important psychological factor in this period of uncertainty, Avery F. Blake, marketing vice president for Iomec Inc., Santa Clara, Calif., chides, "The computer industry will see a recession in 1974 if enough people talk about the possibility. We convinced ourselves we should be in a recession once before, and surely we can do it again if we try."

## *Microprocessors start something big*

The great prospects for microprocessors—those 4- to 8-bit "one-chip computers"—are one of the technological and marketing marvels of our time. They represent a happy compromise between hard-wired logic and a general-purpose minicomputer—more flexible (easier to alter) than the former, because they're programmable, and much less expensive than the latter.

Microprocessors are showing up in a growing number of applications—for example, in process control, in traffic control, in remotely controlled machines of all kinds, and in communication devices.

Today, there is one major source, Intel Corp., Santa Clara, Calif., with two chips in production, while other companies have announced their own versions and are getting them into production. In 1974 several more entries can be expected, and meanwhile the number of applications is expected to snowball. Signetics Corp., Sunnyvale, Calif., one of the later entries, goes so far as to call the microprocessor the most significant circuit development in 40 to 50 years, in terms of its impact on equipment development, while originator Intel predicts

a 100% annual increase in sales through 1975.

Does the microprocessor represent a threat to conventional minicomputer markets? No; on the contrary, the micros serve a whole range of new markets that lie below the minimum economical point of application for minicomputers. Their only impact is in the "bare chassis" mini area.

## *Ferrite-core memories live*

A new computer with semiconductor memory seems to come down the pike almost every day, giving the impression that ferrite-core memories are a thing of the past. But that's not true yet.

For example, minicomputers are still very largely core-based machines: Varian says 80% of its production uses cores, Interdata admits to 90%, and Data General—one of the first companies to announce the availability of a semiconductor main memory, back in 1970—still uses "almost all" core.

Data General president Edson D. deCastro explains that dramatic improvements in core-manufacturing techniques, using more precise, easier-to-maintain equipment, have resulted in better yield and more consistent control of core characteristics. Meanwhile, neighboring Digital Equipment Corp. recently punched out half a billion cores in a single month—nearly 200 cores per second, around the clock—for shipment to its overseas stringing plants.


Furthermore, a recent rash of announcements of 32,768-byte modules will keep the high-end minis in the core camp for some time. One of these new modules, on a single printed-circuit card, costs about the same as the older standard module of a quarter the capacity; its cost per bit, therefore, is reduced by a factor of four. But low-end minicomputers, needing only about 1,000 to 4,000 bytes of main memory, cannot use the new modules, so they have been the first to change to semiconductors, with further defections expected in 1974.

One supplier of add-on memories, which use both cores and semiconductors, says that shipments of core memories are still 60% of its total and there should not be much tapering off until 1975. A major mainframe company has cores in 70% of its machines.

On the other hand, while IBM is still heavily core-oriented, it is swinging around rapidly to the semiconductor side. All of its most recently announced computers have semiconductor memories.

In general, core memories are hanging on in the larger minicomputers and in a substantial fraction of general-purpose computers, while semiconductor memories seem to be taking over in smaller minicomputers and in most of IBM's large and small machines. Today 1,024-bit p-channel MOS chips have about half the semiconductor memory market; they'll hang onto it while 4,096-bit production and yield build up. When that happens, semiconductor memories will make an even greater impact on cores. Optimists in the semiconductor industry see this impact coming in 1974,

**On the air.** The reduced cost of minicomputers has opened up many new applications areas. For example, in this Boston radio-broadcasting station, a minicomputer system, based on a DEC PDP-8, verifies program schedules and controls music and voice inputs.





## Antitrust suits churn the waters

As part of its attempt to anticipate the 1974 market, the computer industry is evaluating the possible impact of the antitrust suits involving IBM. The bizarre outcome of the Telex case got the headlines last year.

In brief, Telex Corp. early in 1972 sued IBM under the Sherman Antitrust Act, charging it with monopolistic practices aimed at destroying its competition in plug-compatible peripherals. IBM, in turn, countersued Telex, accusing it of the theft of trade secrets and the infringement of IBM copyrighted manuals.

In September 1973, both lost. IBM was found guilty, was ordered to pay Telex treble damages of \$352.5 million, and was enjoined from certain practices. Telex, too, was found guilty and ordered to pay IBM \$21.9 million. Later, the judge admitted to having miscalculated the damages and reduced IBM's payments to \$259.5 million plus softening of the injunctions.

IBM is appealing; the first stage is likely to be concluded by the end of the summer, after which the case may go to the Supreme Court. If the ruling holds, manufacturers of plug-compatible equipment will be able to thank the injunctions for making competition somewhat easier, but the third-party leasing companies will not be so fortunate. They have already lost their past advantage of offering free overtime and reduced-rate, long-term rentals, thanks to changes in IBM policies; one of the injunctions takes away their only remaining ace, penalty-free cancellation.

Another antitrust case involving IBM was brought nearly five years ago by the U.S. Justice Department on the last day of President Johnson's administration. This case asks, in part, that the company be broken up into a number of independent entities.

It's not scheduled for trial until October, but both parties have been admonished that they must meet this date. Yet the Justice case may not actually come to trial. At the end of last October, four of IBM's competitors jointly proposed early interim relief from IBM's alleged predatory practices, asking for a change in the course previously mapped by the Justice Department. Later it was disclosed that Justice had solicited this joint proposal, potentially damaging its own case and conceivably forcing its dismissal before trial.

Besides these two suits, California Computer Corp., Transamerica Corp., Hudson General Corp. and Memorex Corp. have also begun actions against IBM for unfair practices, and IBM has once again countersued Calcomp on much the same grounds that it sued Telex. These five suits, which are in the discovery stage, may not come to trial in 1974.

with 8,192-bit and larger chips to follow. More cautious observers think the impact won't come until about 1976.

While many exciting new developments, like bubble memories and charge-coupled-device memories, will make an impact on the computer industry in good time, 1974 won't be the year for it. Rather, it will be the year of consolidating today's state of the art, with emphasis on manufacturing and packaging.

High-density magnetic-tape systems were announced by IBM and several other manufacturers during 1973. Eventually the new density may become an industry standard, along with the current and historical standards of 200, 556, 800, and 1,600 bits per inch.

Much effort will be expended in 1974 on improved system software and file security, especially for mini-computers. Interdata, in fact, plans to spend more on software than on hardware in 1974, for the first time in its history. But the really novel advances in this area are still years in the future.

## Consumer

### Color-TV sales to simmer down; other products will sell if . . .

All will be well in the consumer sector this year, *if* economic uncertainty does not clamp pocketbooks shut. And that's a big if, what with the energy crisis, and an expected economic cooling off.

The worst thing that could happen is that long lead times of components and shortages of wood and plastics continue, prices are forced up, unemployment soars, and demand declines. The best thing that could happen is that the energy crisis is short-lived—next best, that consumers, forced to stay at home, decide to invest in a new TV set or audio equipment with which to wait out the fuel shortage.

Chances are the true 1974 will fall somewhere between these extremes for most consumer electronic products. The amazing pace set by color-TV manufacturers through 1972 and 1973 will definitely slow. Audio components manufacturers, almost recession-proof in the past, should make out well in 1974 as four-channel sound gains wider acceptance. Radio and tape companies will probably feel a pinch in the middle-priced products but should profit on sales at the high and low ends of their catalogs.

Calculators, hitting new price lows, will open new sources of sales, though manufacturers are concerned about shortages of plastic and batteries, especially rechargeable types. Microwave ovens, coming out of a safety squabble, will heat up. And look out for watches—this is the year electronic timepieces with digital displays will tick up sales to rival the pace first set by calculators.

### *Color TV—how good it was/will be*

Last year 9.2 million to 9.5 million color television sets were sold at the dealer level, setting yet another record. About 60% were table or portable models. The biggest selling point was the all-solid-state chassis.

According to one estimate, approximately 40% to 50% of total dealer sales were all-solid-state models, and next year it should be 75%, though list prices will still be higher than those of the dwindling number of hybrids.

Through the first half everything was coming up roses. Not only were domestic sales growing, but imports from Japan took a nose dive because yen revaluations, favored American manufacturers. In addition, exports increased, mainly to Canada, and a U.S. company, Motorola Consumer Products division, Chicago, even arranged to sell color consoles in Japan.

The pace began to slacken, however, toward the end

of the year as some companies faced profitless prosperity in the third quarter. Shortages and increasing concern over the energy crisis started to hurt. The Federal Consumer Product Safety Commission once again raised the issue of fire and electric shock hazards in color receivers, which may force costly design and inspection changes.

The slowdown is expected to continue this year with sales of 8.8 million to 9 million sets expected. Since color saturation is only 65% to 70% of American homes, most sales will continue to be first sets. However, second-set and replacement sales are gaining. Last year around 25% of sales were replacements, either for monochrome or older color receivers, and 10% went to second-set homes. This year, approximately 28% will be replacements and 12%, second sets—unless the energy crisis causes high unemployment, curtailing sales.


Black-and-white receivers survived, despite the domination of color TV. Some 6.5 million to 7 million monochrome units were sold at dealer level last year. And with a downturn in the economy, and the drive to save electricity, the low prices of black-and-white sets, plus low power consumption, could maintain this level.

Technically, TV receiver designers continued to concentrate on picture quality and tuning. More ICs were used, though long lead times probably inhibited greater application of color-processing ICs and acceptance of digital ICs for tuning. GTE Sylvania, Batavia, N.Y., one-upped the field with a lock and key on the tuning knobs to impress consumers with its factory-set tuning. And once again remote tuning failed to live up to manufacturers' expectations.

### *Pleasing sounds for audio companies*

Shortages of materials, particularly wood, and lack of enough clout with semiconductor and components suppliers to insure parts deliveries have hindered the hi-fi equipment companies. But despite the need to alter

**V-less TV.** General Electric Co. has had good response to its new TV-band radios mated with a-m/fm portable units. They appeal to people whose attention is diverted from the television screen, but who still want to hear what's going on at televised events.



production schedules or design around certain critical parts, these firms increased sales about 9% last year and could do it again this year if the economy does not literally run out of gas. Another shortage hurting hi-fi companies is cash. While bookings are up, payments are down, prompting one industry observer to quip that the best part of the audio business this year will be in factoring services.

Four-channel sound is still the talk of the industry. In fact, at times there appears to be more talk than sales as audiophiles, manufacturers, recording companies, performers, and dealers haggle over the merits of quadrophonics. Nevertheless, development, first of a matrix decoder IC and more recently of a discrete decoder IC, has permitted hardware manufacturers to design four-channel amplifiers capable of playing all of the competing disk types. In addition, turntable tone-arm cartridges designed for four channel came along last year. Finally, new speaker configurations were marketed to make it easier to put four in a room for quadrophonics. Later this year, one company plans to bring out a glass cone speaker already being hailed by audiophiles as the first really new speaker designed in 20 years.

In the meantime, disk makers are crying about plastic shortages, which might indicate a good opportunity for pre-recorded tape companies—except that there, too, plastic is in short supply for cartridges and cassettes.

Of the other segments of the audio market, the companies most likely to be hit by the energy crisis and/or recession are the auto radio manufacturers. After a unit increase of well over 20% for the year in a-m and a-m/fm units, auto radio sales will track car sales' expected decline this year.

But things won't be as bad for other radios. Last year sales at the dealer level increased from \$490 million in 1972 to \$550 million, although, as with TV, sales began to taper off in the fourth quarter. As always, clever packaging was a major factor in keeping radios moving. Among the newcomers was General Electric's television band radio which permits consumers to listen to a television program even when they cannot view the screen. According to GE, sales of the fm/a-m/TV units were "fantastic," indicating that housewives and football fans spend a fair amount of time with their attention diverted from the TV picture tube.

### *Calculators—an opiate of the people?*

Makers of consumer calculators have already noted that once people start to use one of these machines, they never want to be without one. So narcotic is the effect that at each new price break a whole new surge of sales is rung up. At the same time, machines at all higher prices points continue to sell.

As Charles Krakauer, general manager of Bowmar/Ali Inc., Acton, Mass., marvels, "We keep selling them and we wonder where they all go."

Well, something like seven million consumer calculators went out U.S. manufacturers' doors last year. This year, 12-13 million more could follow, though, because of the energy crisis and uncertainties in the marketplace, 10 million units is a good hedged bet. The new low price is \$30, first announced by National Semiconductor late last year. By next year it should be \$20.

The next consumer boom, now that the calculator boom is getting to be old hat, will be in electronic watches. Digital display models with liquid crystals or light-emitting diodes are hovering around \$100, and standard motor-driven versions sell for \$20 to \$25 less.

According to Quantum Science Corp., Palo Alto, Calif., digital electronic watch sales worldwide, at the consumer level, will rise to as much as \$880 million in 1978, at an average annual growth rate of 110%. Units will grow from 180,000 last year to over 18 million by 1978, while prices decline to less than \$50. Dollar share of the world watch market in this time will go from less than 1% to 15.6%.

This year semiconductor companies will begin a serious push into the watch market and collide with established watchmakers who have been developing their own electronic timepieces. In addition, like the calculator business of a couple of years ago, newcomers will be lured into the market because of the ease with which these watches can be assembled.

Microwave ovens last year proved their staying power on the U.S. market. With a total penetration of only 0.7%, electronic ranges received a bad blow from the prestigious Consumers Union, which gave all home ovens tested an unsatisfactory rating based on what it felt was dangerous microwave radiation emission. In fact, the report released last spring concluded that any amount of radiation could be hazardous.

But U.S. microwave-oven manufacturers counterattacked, pointing out that Federal safety standards had been rigorously established and met. After a period of stagnation, sales picked up again. According to Litton's Microwave Cooking Products division, Minneapolis, Minn., 500,000 units were sold in 1973 as projected, and 750,000 more will be sold this year. (This includes consumer and institutional sales.) The company expects microwave ovens to reach 8% to 10% market penetration in five years, and by then, four out of five conventional ranges will have some type of microwave oven built in.

Consumer electronics companies generally expect to maintain the momentum gained in the boom of 1973. But a number of questions cloud the future, prime among them the uncertain state of the economy. Perhaps Donald E. Perry, general manager of GE's Home Entertainment Business division Syracuse, N.Y., and chairman of EIA's Consumer Electronics Group, spoke for all when he stated, "Business has been gratifying overall, but 1974 is critical. Of 26 years in consumer marketing, six of them in consumer electronics, this is the most difficult year I've had to forecast of them all."

---

## Components

---

After 1973's backlogs, a letup  
this year wouldn't be so bad

Growth in 1973 sales for components manufacturers ranged from 10% to 50%, and most manufacturers closed out the year with large order backlogs, which

may require months to bring under control. For one thing, customers' inventories were low when the boom began, and their orders were for immediate product needs. The energy crisis and materials shortages put large question marks on this year's outlook. However, the secure-looking order backlog at the beginning of 1974 should cushion the impact of whatever general economic slowdown may develop.

Since many components manufacturers are working a six-day week now, a cooling off might merely move them back to a normal five-day week. Total sales are projected at \$4.9 billion. Based upon last year's 13% increase in factory sales, even zero growth in 1974 would provide a profitable environment.

One cloud on the profit horizon is a cost-price squeeze, which could lead to profitless prosperity. The costs of labor and raw materials rose sharply during the past year, while competitive pressures and Government price controls in 1973 held price rises to a minimum, despite the seller's market. Price rises are almost inevitable, even without the strain of the energy crisis, and the psychology of shortages has led to a market atmosphere in which these rises will probably be accepted.

One long-term trend is a rising influx from foreign sources, especially Japan, for higher-quality components, such as capacitors and resistors. The high-quality, high-price market was previously the exclusive domain of domestic manufacturers. However, the Japanese have come on quickly, spurred by initial domestic demand for these products.

Now, Japanese manufacturers are looking outside for markets, and they have found one here. Some domestic manufacturers confide concern over this trend. They feel that with enough R&D money, new technical ideas can be brought to fruition to recapture lost customers. The foreign threat could revive technical innovations in both capacitors and resistors.

## *Manufacturers go offshore*

Components makers here are combatting this competition however, by adding more offshore plants and foreign subsidiaries, another industry trend that will carry over in 1974. Juarez, Mexico, and Taiwan, for example, are two active locations, but Europe is also receiving attention. Allen-Bradley Co., Milwaukee, has recently set up plants in England and Juarez to manufacture resistors.

On the other side of the coin, large foreign manufacturers like Piher of Spain are building plants in the U.S. to take advantage of the rapidly expanding market here. For the next year, at least, market expansion should maintain this country's role as the major consumer of electronic components. And certain electromechanical relays, variable resistors, and some capacitor types may be technologically superseded by other devices, but they are still being used in consumer and industrial products because of reliability, availability, and cost considerations. Their over-all share of the total electronic-components market may decline, but their dollar level can remain the same or rise.

Perhaps the brightest spot in the components market is the capacitor industry, which grew by 23% last year. By late fall, lead times for some capacitors were stretching out past a year, Aluminum electrolytics, with 25%

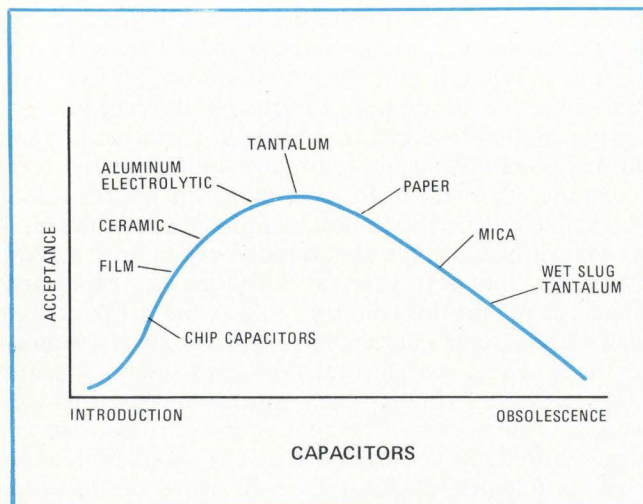
growth to \$109 million, were strong, as were ceramics. Chip tantalum capacitors are expected to take off this year, but they still haven't become a high-volume item. Tantalum electrolytics, on the other hand, are expected to reach \$125 million in factory sales this year. Improvements in capacitance per unit volume of ceramic chips has pushed into an area formerly held by tantalums. There generally is little overlap between the two chip types, although the ceramic is generally less expensive.

The energy curtailment may put a glitch in the burgeoning aluminum electrolytic market because aluminum requires a lot of electrical power during fabrication. Companies like Sprague Electric, North Adams, Mass., prepare their own aluminum foil. But others could face supply problems, should utility cutbacks worsen. The larger manufacturers like P.R. Mallory Corp., Indianapolis, Ind., feel that they are well stocked for the short run.

Prior to the petrochemical shortage, there was a trend toward use of polypropylene, metalized polypropylene, and polysulfon films, a threat to nylon and paper capacitors. However, if the plastics shortage gets worse, this move could be stalled. In addition, production and field experience is still sparse, by industry standards, so these films are a couple of years from wide acceptance.

## No slack for resistors

A similar market prognosis may be made for the resistor market. Sales, pegged by the *Electronics* consensus at \$404.7 million last year, should increase to \$418.6 million in 1974. This segment of the components industry would thereby enjoy growth years back to back at a time when integrated circuits have been challenging. For the long term, resistors will, in all likelihood, get a smaller slice of the over-all electronics pie. But, since the pie is getting larger, these component markets



**Age curves.** Items on the left-hand portion of the curve should see expanded growth; those on the right should occupy a decreasing percentage of the market, although their sales in absolute dollar volume may not decline. Thus chip and film capacitors should experience continued technical development and increasing market share in the next few years.

should have a healthy growth rate this year.

The major growth areas will be for thick- and thin-film resistors and resistor networks, plus metal-film types. Their growth was accelerated by long lead times for other resistors. Customers who couldn't obtain standard products ordered the more expensive film resistors because they were available. Consequently, volume production has led to economics of scale, making these higher-priced products more competitive. And this year, thick-film 0.5- and 0.25-watt resistors will be introduced to compete with standard carbon-composition devices.

Wirewound-resistor sales should remain steady—\$11.5 million in 1973 and 1974 for variable non-precision and \$18.1 million to \$17.5 million from 1973 to 1974 for variable precision types. Ultimately, thick- and thin-film networks in DIP packages will replace them as outboard components on pc boards that combine many IC packages. Networks should be worth \$43 million this year. Metal-film resistors, set to hit \$58 million in 1974, will impinge on wirewounds because of reduced size and comparable noise performance. With few exceptions, other segments of the components industry should do well in 1974. These categories include:

- **Networks.** Filters, networks, and delay lines should grow about 7% to \$146.2 million. The Bell System, with its use of thin-film RC networks, the military use of RFI/EMI filters, and the acceptance of active filters have created a momentum that is almost insensitive to economic fluctuations, at least this year. Passive and crystal filters at \$37.4 million and \$33.5 million, respectively, will continue to enjoy good sales, largely because they are not threatened by other more-expensive types.

- **Connectors.** Major growth is expected by device sockets, printed-circuit connectors, and nonstandard special-purpose types. Any over-all slowdown could affect the general growth expected in the standard-size coaxial and cylindrical connectors, while device sockets will track the burgeoning sales of ICs and passive networks. Shortages will hasten the search for substitutes for hard-to-get materials like gold and, more recently, certain plastics. A major candidate is beryllium-copper, since connectors made from it can be smaller, yet achieve the same resistance and strength, and require less gold-plating.

The general electronics boom opened opportunities for connector innovations in 1973, and these fruits will be harvested in the first half of 1974. Examples of these developments include leadless IC sockets, mass-termination units, and low-cost card-edge connectors.

- **Relays.** Relays had a good year in 1973; growth in some segments reached 10% to 25%. The major growth areas in 1974 will be solid-state, high-sensitivity, and time-delay relay types, for modest totals of \$18 to \$20 million each. In particular, solid-state relays are expected to grow significantly in the next few years and become a major market factor near the end of the decade. Production experience has led to price reductions so that market acceptance has been steadily growing. The *Electronics* forecast predicts that this category will hit \$35 million by 1977.

- **Readout devices.** This group should safely ride out economic fluctuations. Calculators, point-of-sale registers, clocks and watches, and digital equipment of all

kinds will provide a generally sound market base.

Particularly strong futures are predicted for the light-emitting-diode and liquid-crystal markets. At \$31 million for discrete readouts and \$75 million for multidigit readouts, LEDs this year represent two-thirds of the readout market. Liquid crystals have just been launched, but sales will more than double this year. Recent improvements in plasma panels will make them attractive for many display applications, especially complex alphanumeric displays and large digital displays.

■ **Magnetic and microwave.** Transformers and coils seem to roll on, despite predictions of decline. As they are designed out of one application, they enter another, rather than fading away. Next year should also find them healthy, if not exactly explosive. Transformers and chokes, except for TV applications, are pegged at \$214.5 million this year, compared to \$200.5 million in 1973. The weak prospect, core memory, is beginning to give way to semiconductor memories, although cores should be around for some years—even after semiconductors pass them in dollar value.

■ **Tubes.** No doubt, this is a declining market, but tubes are still worth over a billion dollars, primarily because of the growth and dollar value of color-television tubes. Elsewhere, the trend is downhill for receiving tubes, power, and special-purpose tubes, and gas and vapor tubes, as well as monochrome-TV picture tubes. Image-sensing tubes and CRTs should show a little pep this year, as will TWTs, which are expected to reach \$73 million this year, compared to \$72 million in 1973.

■ **Transducers.** The advent of applications like solid-state keyboards and the development of biomedical and automotive transducers will keep this market growing to \$83.3 million this year. Pressure, position, and acceleration transducers all have relatively bright futures, although a reduction in automotive production could mar their growth. Of the three, pressure transducers will chalk up the largest increase this year, from \$26.5 million to \$29.2 million.

■ **Switches.** Common to all equipment, switches should follow a steady gain to \$281.6 million this year, compared to \$254.7 million in 1973. Solid-state switches represent the latest in technology, although keyboard assemblies will experience the largest dollar boost in this category.

## Communications

### Interconnect gear, satellites, land-mobile radio to do well

Just about every part of the communications business should grow this year, and some may even do better than expected because of the limitations put on travel by the fuel shortage. The *Electronics* consensus table pegs this market at \$2.4 billion for 1974 after \$2.1 billion last year.

Perhaps the most promising growth area to communications equipment suppliers is interconnection—or the tie-in of customer-owned equipment to the telephone



**Critical links.** Recent passage of the Emergency Medical Service Systems Act will provide funding of up to \$185 million over the next three years. Much of this is expected to go into the development of emergency communications networks, both mobile and wire.

network. Leading the way with about half of the total interconnect sales are private automatic branch exchanges (PABXs) which sold at a 1973 level of \$150 million. Other interconnect products include modems, with better-than-expected \$45 million sales in 1973, multiplexers at about \$34 million, and such other terminals as decorator phones, automatic answering units, and repertory dialers at \$40 million. The 1974 total of greater than \$300 million has grown from a market that did not exist only five years ago. And since the landmark Carterfone decision by the Federal Communications Commission in mid-1968, virtually all of this terminal equipment business, worth over \$1 billion annually, has been taken from under the protective cover of telephone company monopoly and put up for competitive grabs.

Being still in its infancy, the interconnect business is only now beginning to organize effectively in order to educate the telephone user to the advantages that non-telephone-company equipment can offer. This fall, the North American Telephone Association, which is considered the voice of the interconnect industry, announced its approval of a \$1-million-plus budget to launch a nationwide public awareness program in 1974.

While the sheer size of potential business to interconnect suppliers is impressive, several obstacles to their complete success remain. First, the Bell System is now organizing to do battle with its new competition, introducing new equipment and announcing an assortment of pricing plans for its services. Also, since interconnect equipment was not allowed in the U.S. until five years ago, foreign manufacturers in Japan, Germany, Sweden and elsewhere, who have been building PABXs for many years, have had a technological head start in the U.S. market. Finally, there are still many unsettled regulatory issues concerning industry standards for interface units between interconnect equipment and the public telephone network.

### *Rocky road for specialized carriers*

The regulatory future seems just as uncertain for the specialized common-carriers, who are competing head on with the telephone company to provide leased pri-

vate-line service. These regulatory issues stem from actions taken by the Bell System.

For example, in response to the FCC's decision in 1971 to give specialized carriers permission to operate microwave transmission links between states, AT&T applied for lower tariffs for those of its own interstate links that compete most directly with the new independents. In addition, AT&T has been slow in providing local loop service as directed by the FCC and is now attempting to move its regulatory battlefield from the Federal level to that of the commissions of each individual state. Both of these issues, the interstate tariffs and the local-loop hassle, will notably influence the fortunes this year of the new carriers and their equipment suppliers.

Meanwhile, to compete effectively with the ubiquitous Bell System, these new carriers are pressing to get nationwide links into operation. In some recent cases, this has required the merger of smaller regional carriers. In other instances, the specialized carriers are working together to provide services that compete effectively with the common carriers.

## *Data communications upward bound*

From the simplest modems to the most complex communications processors, every type of equipment used in data communications systems will continue to enjoy a healthy growth in dollar volume in 1974 and beyond. Market growth aside, though, 1974 will be noted for its emphasis on second-generation technology: the new products and services that have been talked about for the past few years will finally start coming on line. As a result, data-communications networks will be less costly to operate because equipment prices will drop and transmission links will be used more efficiently.

Among the second-generation prospects are:

- High-speed modems, operating at 4,800 and 9,600 bits per second and using LSI circuits, will come on the market. In end-user configuration, including remote diagnostics, they will sell for about \$3,000 compared with about \$7,000 for similar present units.
- Programability—perhaps even adaptability—will be added as a hardware feature to time-division multiplexers, making it easy for the user, or the TDM itself, to set the time slot required by terminals of different data rates. This kind of TDM will therefore have some of the flexibility of remote data concentrators but without suffering the penalty of software development.
- Transmission links operating inherently in the digital mode and with a number of low- and high-speed offerings will finally become available—but only in certain regions. AT&T plans to introduce the first leg of its digital data services from Boston to New York early this year and then expand to three other cities in the Northeast, growing over a number of years into a nationwide digital network. And Datran, Vienna, Va., the only specialized carrier building a private-line digital transmission system, will extend its operation beyond its present Dallas-to-Houston link.

With the launching of the first U.S. domestic communications satellites in early 1974 comes a renewed mar-

ket opportunity for suppliers of ground-terminal equipment. Unlike the past, in which there have been only one or two bigish earth stations to a country, many of the applications now being considered require a much wider network of rather smaller terminals. These applications promise volume-production opportunities for small and medium-sized companies.

The handful of multi-terminal domestic satellite systems now going into operation is only the beginning of a trend toward higher-volume markets for terminal equipment. For satellite applications involving mobile terminals, such as the U.S. Maritime Administration's Marisat programs, and for one-way services like the distribution of network television and CATV signals, hundreds and even thousands of earth stations of all sizes will be required.

In addition, two key advances in satellite technology should encourage future satellite systems to continue to grow. First, the development systems operating at frequencies over 10 gigahertz will overcome many of the limits in spectrum shortage now experienced below 10 GHz. Also, digital multiplexing techniques will allow the efficient use of a single satellite rf transponder channel over many earth terminals.

While the energy crisis has stalled many vehicles, it could easily accelerate mobile communications equipment sales. Land-mobile dispatch radio systems, already economically justifiable because they reduce the size of a fleet by increasing its efficiency, are now even more easily justified because they also conserve fuel.

## *Mobile radio growth to accelerate*

An equally important stimulant to land mobile's sales in 1974 is last September's passage of the Emergency Medical Service Systems Act. This act provides funding of \$185 million over the next three years, much of which is expected to go into developing emergency communications networks. Taken together, these two factors are expected by land-mobile equipment producers to boost market growth in two-way radios a little beyond the 9% to 10% experienced in recent years. It will be at least another year or so, however, before new frequencies for land-mobile use will be released in the 900 megahertz band and the resulting volume production of 900-MHz equipment will get started.

Although the fuel shortage should nudge the sales of land-mobile radio equipment upward, it will unquestionably stunt growth in marine-radio sales. Much of the marine mobile market comprises radios for pleasure craft, which will be beached by the shortage.

---

## Commercial

---

All systems are go, but  
the going's getting tough

Manufacturers in commercial electronics are choosing to look at the bright side of the energy crisis—or, since lights are being turned off around the nation, perhaps it should be called the happy side. Their reasoning is that

if businesses and offices are forced to cut down operations, money-saving equipment like calculators, point-of-sale systems, and word-processing equipment will become more attractive to profit-pressed managers.

There's a certain amount of whistling in the cemetery in this thinking, because cuts in spending usually hit office capital equipment early. But the argument has some merit, particularly for 1974, because of the tremendous momentum these electronics products built up in 1973.

Office calculators last year set new records in sales and profits the world over. U.S. sales neared \$400 million, while technical programable and nonprogramable machines hit over \$100 million. Prices held up, too, unlike those of the volatile consumer machines. Desktop models remained at \$400 to \$500, and technical scientific types, which are hardly distinguishable from mini-computers, kept at \$1,000 to \$7,000 levels.

In between these two price points is what may be the fastest-growing segment of the business-calculator market in 1974—the specialized units for financial, statistical, and design-engineering applications. This group consists both of nonprogramable tailor-made units intended for such vertical markets as loan calculations, stocks and bonds, and engineering calculations, and of programable machines for horizontal markets, including warehouses, factories, hospitals, schools, and construction firms.

Supply problems have plagued calculator manufacturers. At the beginning of 1973 light-emitting-diode displays were hard to get. This situation was cleared up with added capacity, but then the plastics shortage took its place. MOS-LSI circuit deliveries also lengthened.

As for this year, says James Sheridan, president of Monroe division of Litton Industries, Orange, N.J., "If some economic projections come to pass, we could overproduce. With a hot new device like the electronic calculator, overproduction in the industry is almost inevitable, but this year it won't be a disaster. We'll have a stable market, though it can't support all of the 50-plus companies worldwide now making calculators."

### *POS industry begins consolidation*

Competitors in the burgeoning point-of-sale business are set for growth and profits this year, but as of this writing, it's difficult to tell if the economy will cooperate. Manufacturers hope that at least partial immunity to the fallout from the energy crisis will be provided by the systems already ordered for new retail stores. Generally, new construction proceeds as planned, despite the state of the economy, so POS systems destined for these customers look safe. However, many replacement orders may be canceled if retailers decide to hang on to their electromechanical cash registers for one more year as a hedge on their own profits. Fortunately, replacements represent less than a third of retail-POS-equipment sales at present.

Supermarkets have been slower to install electronic systems than department stores, but the Universal Product Code adopted last year will speed machine-reading at checkout counters, and equipment sales should pick up accordingly.

If no major recession occurs, retail POS registers and

systems could pass \$250 million this year, most of it in department and general-merchandise stores. At about \$15 million in sales anticipated this year, the super-market end of the business will just be getting off the ground.

The POS cast of players has been altered during the last year. IBM officially entered both the retail and supermarket arenas with large-scale systems tied to System/370 computers. IBM claims that its 3650 retail-store system has gained wide response and its 3660 supermarket system has received interest "beyond our expectations." At least two major retail chains already dealing with other POS companies have indicated interest in IBM's equipment when it becomes available later this year.

At the same time, the POS market underwent a degree of consolidation when third-ranked Pitney Bowes-Alpex, Danbury, Conn., bowed out and General Instruments, New York, which has Unitote, began negotiating to acquire American Regitel, San Carlos, Calif., a Motorola subsidiary. The shakeout will continue this year, particularly as IBM finally begins to make its presence felt.

### *Will auto electronics run out of gas?*

Nineteen-seventy-three was the year electronics hitched a ride on the automobile market and got a trip worth over \$150 million, according to *Electronics'* survey. In fact, electronics suppliers were strained to keep up with auto company demands for the 1974 seat-belt-interlock system required by Federal mandate. With wide acceptance of electronic ignition and alternator voltage regulators and a splurge in car-entertainment products, returns anticipated in this estimated 11-million-car year were quite high.

But that was before the fuel crisis. As of now, it appears that this will not after all be an 11-million-car year, and expectation of 40% growth in automotive electronics will go the way of Sunday gas stations. Most probably, auto sales will wind up with better than a recession year, but worse than just a cooling off.

Even though motorists may turn to small cars to save gas, the basic electronic content—at least the seat belt, entertainment, and ignition system—should remain the

**Do it yourself.** As a hedge against the long lead times experienced in 1973, National Cash Register Co. has set up its own Microelectronics division in Dayton, Ohio, to manufacture about a third of the company's IC requirements for point-of-sale terminals.



same. What will suffer are extras like digital clocks, temperature controls, anti-theft alarms and cruise controls. The future for diagnostic electronics and electronic fuel injection still looks good because the former has a cost-savings appeal and the latter fits into emission-control requirements now postponed to the 1978-model cars.

Word-processing equipment, which had been having an identity problem, has begun to round into an identifiable industry covering automatic typewriters, dictation gear, and office copying and printing equipment.

Last year word-processing passed the \$900 million mark and should grow at something like 15% to 20% a year up to 1980. This segment of commercial electronics is more likely to suffer from business curtailment than calculators or POS equipment, because it comes under capital equipment budgets that are more susceptible to the ax. The long-term outlook is good, however, particularly for dictation systems, which will become more and more important as businessmen learn to live with less traveling and more letter writing. Now in development for the word-processing industry are laser-eraser typewriters, ink-jet typewriters, buffer-display typewriters, and magnetic-disk voice recorders to replace tape belts in dictation machines.

### *Cable in a quandary*

The big movement in cable television these days is pay-CATV, currently at the heart of a verbal battle between cable operators and commercial broadcasters. The Federal Communications Commission is supposed to referee the match, and all signs point to inevitable growth of some subscription programing, despite the howls of broadcasters.

While the squabbling was going on about the future of pay-TV, CATV hardware manufacturers were enjoying a good year in 1973. But things turned sour about the time that the largest U.S. cable operator, Tele-Prompter, New York, ran into financial difficulties, stopped trading on the stock market, and cut back personnel and new construction.

At that point, a subtle but important change came over the entire industry. Until then, cable operators had been eager to bid for franchises everywhere, and municipalities large and small held the power. States, too, began to chime in with regulations on top of the FCC's controls, and winning a construction bid became increasingly drawn out. Now operators are taking a close look at their commitments and are beginning to pick and choose their franchise bids. To hardware manufacturers, these changes mean a flat sales year in 1974.

But the bright spot is the steady move of two-way systems. Although one-way pay-cable has been getting all of the attention, work has proceeded on developing two-way systems. This year, there will be more large-scale experimental installations and some nonexperimental, on-going operations set up in Ohio, Arizona, California, and Florida. Gone are the visions of all the TV wonders promised in the Wired Nation dream, but still alive is the belief that two-way CATV has a future, once operators learn what viewers want.

## Shortages hit some gear, but not automatic test systems

Component shortages retarded the growth of instrument sales in 1973 by an estimated 8% to 15% from the 18% to 30% that some manufacturers think the market was capable of supporting. With fuel and raw-materials now added to components on the shortage list, the big question for 1974 is what effect will supply problems have on the instrument market during the next 12 months.

Actually, the question has two parts: what will be the effect on demand, and what will be the effect on manufacturers' ability to meet the demand? The relative importance of these two questions varies greatly among the four major categories of test and measuring equipment, which are:

- Big, expensive, automatic test systems.
- Stand-alone digital instruments, often provided with either digital outputs or both digital outputs and programing inputs for use in systems.
- Traditional benchtop laboratory instruments.
- Low-cost, often portable, test equipment.

Come what may, automatic test systems seem to be the center of action in 1974. After a growth of over 20% last year, the automatic test market is first beginning to develop. Because automatic test equipment (ATE) is expensive—"small" systems cost around \$25,000; large ones go for \$100,000 to perhaps \$300,000; and a few big versions have gone beyond \$1 million—there tends to be a long lag between the initial preaching of the automatic-testing gospel by the ATE manufacturers, and the final conversion of potential buyers into true believers, at least for the first purchase.

### *Automatic testing leads the way*

Once the ice is broken, however, and ATE has a chance to prove its worth within a given company or within a given industry, the deluge follows. Suddenly people who never used ATE before discover that they can't survive without it. In the main, the increasing complexity of today's new products makes more extensive testing necessary, and testing by manual methods would make the costs of this testing unacceptable. At the same time companies that used to be able to get by with a modest program of spot checking are finding it necessary to do 100% testing on many classes of incoming components because of their concern over quality. Poor seals, insufficient attention to cleanliness and other production details, and use of inferior raw materials have been cited by some users as the reasons components that were formerly regarded as highly reliable must now often be carefully inspected.

As far as ATE manufacturers are concerned, all of this adds up to a demand situation that will exceed their production capabilities, no matter how badly the rest of the industry is hit. What worries some ATE makers, however, is that shortages may affect their ability to



produce. Since the selling price of ATE is not as dependent upon IC costs as the prices of less expensive test gear, the ATE manufacturers can afford to pay a little extra to ensure themselves an adequate supply of ICs, thus giving every indication that 1974 will be their best year yet.

The fastest-growing part of the digital-meter market is low-cost portables, which are expected to jump by perhaps 35% to 45% in 1974. Unfortunately, low-cost instruments (which may roughly be defined as those selling for less than \$500) are extremely susceptible to IC price increases and to other problems that shortages can generate. For example, one way to beat a shortage of a particular component is to design it out of the instrument. This, of course, means that engineering money that might have been spent on potentially profitable new products must, instead, be pumped into an old product simply to keep the old product on the market.


Furthermore, shortages can hurt the maker of low-cost instruments by slowing down his manufacturing reflexes. Long lead times make it tough to respond to unanticipated increases in sales of old products, and difficult to respond to innovations made by competitors.

The outlook for low-cost instruments in 1974, therefore, is extremely dependent on the availability of components. At the very least, the shortages will reduce the number of new products that can be introduced. In addition, manufacturers face a severe cost/price squeeze this year. This is really the big worry of 1974. Sales of low-cost instruments will, in all likelihood, grow at a very healthy clip. What profits will do is another story.

### *Systems-oriented instruments*

In contrast to the low-cost field, the higher-priced digital instrument market looks much less risky because, like the ATE, it is much less sensitive to modest increases in the costs of components. Demand is great for these instruments because they can serve two functions: they are excellent stand-alone benchtop tools in the laboratory, and they can be put to work, either temporarily or permanently, as part of medium-scale automatic test systems.

What's more, the advent of calculators, rather than minicomputers, as controllers of programable instruments makes possible much cheaper automatic test systems. A typical minicomputer-controlled system might cost anywhere from \$20,000 to \$200,000, but a calculator-based system runs from about \$15,000 to \$30,000



**ATE.** Big automatic test systems, like this System 390 by Instrumentation Engineering, typically sell for hundreds of kilobucks. What makes them worth those prices is their ability to test many production items, like this circuit board (right of chair) in a short time.

and the result is the opening up of new market areas to penetration by automated instrumentation. To some extent, of course, the calculators' gain will be the minicomputers' loss, but most marketing managers feel that the calculator-based systems will bring automation to areas that otherwise would do without it.

What could hurt systems equipment is the fact that the larger digital units represent fairly sizable capital investments. And if the energy crisis should worsen to the point of a general downturn in business, spending for capital equipment, expected to rise, might instead decline, and with it, the sale of these instruments.

### *Old reliables get a new twist*

Finally, the slowest-growing, but largest, segment of the instrument market—the traditional R&D type of bench instrument—will probably grow less than 10% this year. But since it comprises perhaps half of the total instrument marketplace and includes many instruments whose engineering costs have already been paid for, this non-glamorous area is still the most important profit category for many instrument makers.

An exception to the slow-growth outlook in standard bench instruments is the new category of logic scopes [*Electronics*, Dec. 20, p. 125]. This class of instruments, which was started last spring with the introduction of Hewlett-Packard's 5000A logic analyzer, now includes three more products: the 5000A, H-P's 1601L logic-state analyzer, Biomation's 810D digital logic recorder, and E-H Research Labs.' AMC 1320 Digiscope.

Because logic scopes are new, estimates of the present size of the market or its potential for growth are difficult to come by. Most instrument makers agree, however, that it's "a sizable field," "a big field," and "the only bright prospect in R&D bench instruments." The speculation is that sales of the new logic scopes will be \$2 million to \$3 million in 1974, with growth then proceeding at a rate of at least 40% for the years immediately following.

Another problem caused by the newness of logic scopes is that there's no field experience. Such questions as what features it must have, what features might better be offered as options, and how much are people willing to pay for these instruments will only be answered as user feedback becomes available. So far, at least three points are already quite clear:

- To be successful in the marketplace, a logic scope must be able to look back in time—that is, it must be able to display the succession of events leading up to the trigger condition.
- It must be able to work with nonrepetitive signals since many logic-circuit problems are caused by anomalous events that occur at irregular intervals.
- As implied by the preceding points, the scope must have a storage capability.

Other details will be determined by the success or failure of new products that will undoubtedly be introduced over the next several months. But regardless of these details, the expansion of computers, computer peripherals, and other equipment made up essentially of digital logic circuitry would seem to guarantee a very bright future for any instrument that is capable of easing the complicated jobs of designing, servicing, or sim-

ply analyzing the operation of digital logic circuits.

One aspect of the energy crisis that may stimulate sales of the old reliables is the demand created by increased oil exploration. Today's geologists use a good number of chart recorders, magnetic-tape recorders, instrumentation amplifiers, storage scopes, mini-computers, and other test equipment for the recording and analysis of seismographic data. Because of the enormous potential profits in oil exploration, it is unlikely that any reasonable increase in instrument prices will deter an oil company from buying the equipment it needs to search for new fields.

## Industrial

### Automation in new markets may gain because of fuel crisis

The McGraw-Hill economics survey predicts that U.S. industry will extend capital equipment expenditures about 14% this year, the same as last year (see "The U.S. economy in 1974"). And once again, electronics sales will grow right along with this expansion.

As for the energy crisis and the predictions of a slowdown in the growth rate of the gross national product, manufacturers are apparently proceeding on faith: first, that somehow the oil and its derivatives needed to keep industry's wheels turning will flow again, and second, that back orders reflect enough demand to justify plant expansion, even in this uncertain time. In addition, some demand for industrial electronics is keyed to Federal and local requirements for pollution control and safety, regardless of how the economy performs.

Paradoxically, many builders of digitally controlled process and manufacturing systems expect they'll do well, no matter how the energy picture shapes up. The reason: digital control, like the computer in business data processing, is regarded as an efficiency tool. It helps turn out more products faster, desirable when demand is up, and it cuts waste to a minimum through monitoring and control when raw materials and fuel are in short supply. In both instances, costs are reduced.

Plants are being modernized and expanded across a broad spectrum of industries, including petrochemicals, automotive, pulp, paper, electric utilities, and textiles. Even as big-car sales go down, Detroit's feverish switch to turning out more small cars that consume less fuel will probably increase the installation of electronic controls. These controls perform such tasks as checking emission levels of automobiles coming off the assembly lines, testing the performance of individual components such as carburetors, controlling and monitoring machines and transfer lines, counting production pieces, reporting defects, and controlling storage and distribution of materials.

Use of minicomputer controls has zoomed to such an extent that an engineer at General Motors Corp., War-

## The U.S. economy in 1974

With a gain of about \$103 billion, the gross national product this year will top \$1.39 trillion. This marks the third year in a row that GNP will increase by more than \$100 billion, though of course that figure is in inflated dollars.

But 1974 will be a different kind of year—an energy shortage, high rates of inflation and unemployment, and rising prices, all at once. Prices will go up about 6%, and real growth will slow to about 2%.

Business expenditures for new plants and equipment will provide the major upward thrust. According to the McGraw-Hill survey, reported in November, capital expenditures should rise about 14% this year, on top of a similar growth in 1973.

The industrial operating rate at year's end was about 85%, which is quite high. With industrial output leveling or even declining and new capacity coming on stream, the operating rate will dip. Inventory building will be a modest plus factor in GNP growth in 1974. It's unlikely any major inventory correction this year will be caused by the energy shortages. Companies have wanted higher inventory levels, but could not achieve them because of capacity limitations and shortages in raw materials. Consequently, the rate of inventory accumulation in 1974 will add up to \$7 billion, compared with \$5 billion last year.

Net foreign trade will also provide a lift to the U.S. economy this year. In 1973, exports topped imports for the first time since 1970, thanks in part to monetary changes favoring American products. There should be a \$9 billion surplus of exports over imports this year.

Consumer spending is a mixed bag. Outlays for soft goods and services continue to be a positive factor, but spending for durables and investment in new housing are negative. The forecast calls for rises of 10% in soft goods spending and 9% for services this year, but for drops of about 1% in durables and 10% in residential construction.

Actually the declines in durables and housing are interrelated, since, as fewer new houses are built, spending for appliances and home electronics to go in them also drops.

Consumer income, after taxes, will be up more than 8% in 1974, but that's two percentage points below last year's mark. A small increase in disposable income is expected.


To sum up, we do not believe, that, even with energy shortages this winter, 1974 will turn out to be a recession year. It will be a slow growth year.

—Douglas Greenwald, Chief Economist, McGraw-Hill

ren, Mich., observes: "Asking us how many we're using is like asking us how many electric motors we have in the assembly plants. We just don't know."

### Machine-tool controls

Shipment of electronics for machine-tool controls climbed precipitously during 1973—roughly 50% ahead of the total for the year before, according to the National Machine Tool Builders Association, Washington. Orders were also strong. The total for the first 10 months of 1973 exceeded the previous peak order year of 1966, and these orders are expected to be shipped during 1974. For manufacturers of numerical control-



**Mini NC.** Computer-numerical-control systems, in which one minicomputer controls one or two machine tools, made good gains in 1973 and should do well in 1974. The capability to edit programs on the factory floor is perhaps the biggest reason for CNC's success to date.

lers, 1973 was a fine year, despite the fear today that materials shortages and declining consumer demand may cause a holdback on orders.

Sales of computer numerical control (CNC) equipment, boosted by desirable features such as self-diagnosis of faults, began to skyrocket last year. Programmable controllers, digitally programmable semiconductor replacements for hard-wired electromechanical relay banks, are also doing exceptionally well. The market amounted to \$20 million in 1973, according to an estimate by Digital Equipment Corp., Maynard, Mass., and until the uncertainties arose this autumn, sales were expected to double in 1974.

Not only are the first users coming back for more equipment, but the word that machines are being operated reliably with less down-time than with the relay-bank approach is spreading to other newcomers. OEMs and end users are making long-term commitments for units, and order values are getting quite large. For example, Reliance Electric Co., Cleveland, Ohio, reports it's closing one deal with a nationally known manufacturer of consumer goods for some \$2.5 million worth of programmable controllers.

### *Breaking into new markets—at last*

Electronics is also making inroads into industrial areas that had heretofore shown little interest. Builders of textile machinery are becoming increasingly enamored of electronics. In 1973, for example, a mini-computer-controlled pattern-designing machine for double-knit goods received a lot of publicity. Now, electronic-control elements are expected to find their way into other types of textile machines, as well—even

though in this industry, some equipment dates back to the early 1900s. Eventually, electronics will be involved in the entire textile process—from the making of the fibers to the weaving of the fabric, to the sewing of the final products. However, manufacturers are not expected to be converted to the electronics faith overnight, as this is a conservative industry in capital investment.

Another area attracting electronics, particularly numerical-control systems, is general manufacturing, a catch-all phrase covering all kinds of customers producing goods from machinery parts to consumer products. A spokesman of the Bendix Corp. Industrial Controls division, Detroit, Mich., says this area is finally taking up the slack caused by the slump in aerospace manufacturing, which spawned NC and provided its initial impetus in the early 1960s.

### *Monitoring pollution*

Computer-direction of materials-handling systems is also a growing market for electronics, and pollution control is creating new markets. Systems for monitoring wastes at both industrial plants and municipal sewage-treatment facilities are acquiring a hefty complement of electronics equipment. Industrial plants, for example, are being forced to limit the amount of dangerous wastes they put into adjacent waterways. They'll have to measure their effluents. While they do so, they may also feed back the information into their plants to control their processes, thereby closing the loop. The result: less waste and less cost. Computer-based systems are also being used increasingly in sewage-treatment plants for better monitoring of the treatment process.

Air-pollution-monitoring systems are coming into

prominence, not only within municipalities, but at industrial plants, as well. Impetus to industry for these systems will come from the need to document proof that facilities are meeting pollution standards. Electric utilities are particularly interested in this data, prompting demand for combination stations to monitor weather and air pollution for plants still on the drawing boards.

This demand is based on the reasoning that a utility doesn't want to get blamed for pollution that may already abound over the area in which it hopes to build a power plant. With an eye on the U.S. market, the giant Dutch firm, Philips Gloeilampenfabrieken NV, late last year introduced in the U.S. air-pollution-monitoring equipment originally developed for use in Europe.

Pollution-monitoring is not the only opening for electronics in electric utilities. "The industry is no longer afraid of computers," says a utility-industry consultant, pointing out that the application of computer-based systems to new and modernized generating plants, as well as to distribution and transmission facilities, is "overwhelming." And it's all aimed, he adds, "at giving the utility better control over its facilities, and the ability to find faults and diagnose troubles quicker than ever."

Still another market keyed to the energy crisis in 1974 involves environmental-monitoring systems for office buildings and factories. Monitoring systems based on microprocessors to balance heating and air-conditioning against outside temperature and sunlight conditions may quickly pay for themselves by reductions in fuel consumption. In addition, it would be possible to program such extras as fire and burglar alarms and a means for checking employee badges.

In the year to come, the new breed of single- and multiple-chip microprocessors will proliferate. Programmable controllers are a prime target for the new devices, which will bring additional arithmetic capability to programmable logic. Reliance Electric Co, for one, is reported to have already introduced this capability into its line of controllers, and others are working to apply it. General Automation, Anaheim, Calif., cites some potential applications for its unit [*Electronics*, Dec. 6, p. 39]: controllers for four-axis positioning systems using stepper motors, two-axis closed-loop servo systems, intelligent controllers for automated test systems, set-point controllers in the process industries, environmental controllers, remote data-entry sources, and controllers for fire and burglar alarm systems. What's more, a broad range of applications still lies ahead.

---

## Packaging and production

---

### Future is healthy, so long as semiconductors are healthy

Despite the threat of scarcities, manufacturers of both packaging hardware and production equipment swung into 1974 optimistic about the year ahead. A good many

makers of semiconductor production equipment expect to double sales in 1974, and even companies in so-called mature technologies such as printed circuits expect growth rates of 25% this year. Automation is rapidly capturing a larger portion of electronics manufacturing. Some spokesmen predict that this market in the electronics industries will double annually for some years.

As for 1973, several firms that had barely survived the sales drought of the early seventies were not far into the second quarter of the year before they became capacity-limited and had to turn away business. At least one semiconductor equipment manufacturer reported that orders kept climbing right through the close of 1973, though in the past it has seen sales trail off toward the end of the year as companies depleted their capital expenditure budgets.

A real gainer in the semiconductor equipment area in 1973 was ion implantation equipment. Sales swept past the \$7 million mark and will probably double in 1974. Ion implantation is a precision doping technique, which is now catching on across the board in MOS and bipolar processing. Robert Muspliger, marketing manager for ion implantation equipment at GCA Corp., Sunnyvale, Calif., says that the market is brisk both here and in Japan, but somewhat lagging in Europe.

Epoxy die attach—an adhesive technique for attaching a silicon chip to a package—came on strong as a method for mounting LSI, MOS, and LED devices. It lends itself well to automation, boosting die attach rates to as high as 4,000 per hour, while traditional eutectic bonding delivers only 1,000 bonds per hour, at best. As a consequence 90% of all die attach will be done with epoxy adhesives within five years, says Laurier A. Wood, president of Laurier Associates, Littleton, Mass. Thus, just by replacing the tens of thousands of eutectic die bonders now in use, the semiconductor equipment manufacturers could create a potential market for the epoxy die bonders of upwards of \$100 million.

### *Packaging hitched to semi's star*

LSI ceramic-package deliveries should top 62 million pieces and bring in \$45 million this year—a 28% increase in dollars over 1973—whereas premolded plastic packages are estimated at about 13 million pieces, the majority being made in-house by companies such as Rockwell International, Anaheim, Calif. and Western Digital Corp., Newport Beach, Calif. The upturn in 1973 was so dramatic that one ceramic package house, Metalized Ceramics, Providence, R.I., increased its employee count by 30%, added a third shift to meet the demand, and doubled its annual sales.

MetCeram anticipates an even larger growth of 40% in the coming year—understandable in view of the sharp increase in demand by memory manufacturers, who favor ceramic for its reliability record.

The printed-circuit industry entered 1974 with firm backlogs through 1974. The value of laminates sold in 1973 was about \$100 million with a slight drop expected this year thanks to shortage-inspired orders placed in 1973 to cover 1974 requirements. The dollar value of the entire printed-circuit market has climbed above \$500 million and is exhibiting a growth rate of about 8% per year. Captive operations account for about 65% of

production and will increase to about 75% in 1974.

Additive plating—heralded for a decade as an economical and pollution-free method to process printed-circuit boards—is breaking free of the doldrums and is setting sail in new industries such as hand-held calculators and automotive electronics. It is currently used in about 5% of printed-circuit production, but A.J. Siegmund, product manager for MacDermid Inc., Waterbury, Conn., estimates that the figure will jump to 25% by 1975. Both MacDermid and Kollmorgen Corp.'s Photocircuits division, Glen Cove, N.Y., are carrying the banner for additive plating processes and claim that the technique offers users 25% to 30% savings over traditional subtractive techniques. So far, large companies with in-house additive capabilities include RCA, Texas Instruments, Univac, and General Electric. Significantly, overseas acceptance of additive plating is a step ahead of the U.S. with some 10% of printed-circuit technology in Japan already committed to this process.

Why has additive technology been so slow coming on? One veteran packaging engineer sums it up this way: "In the early years it was like witchcraft. That is, maybe it worked in my pc house, but not in yours across the street. But recent refinements have changed the additive process to a controlled, predictable technology."

Packaging companies learned last year that plastics suppliers with tight supplies were leary about taking on new customers who they assume are trying to circumvent the shortage with substitutes. As an example, if a user of polystyrene—suddenly seeks easier-to-get nylon, the nylon supplier may not want to add a new customer into his already-tight allocation system if he expects the customer to revert to polystyrene, once the shortage abates. The nylons and the acetals have been less short than polystyrene.

Another factor aggravating domestic scarcity was the freeze on prices, which caused materials to command premium prices overseas. Copper can yield 36 cents a pound more, polyvinyl chloride twice its domestic price of about 13 cents a pound. And unless the Government exempts raw materials from price control and/or clamps down on exports, the condition can only worsen.

**Additive.** These printed-circuit boards, undergoing final inspection at Kollmorgen Photocircuit's Glen Cove, N.Y., plant, are made by the additive process—a plating technique which accounts for about 5% of U.S. production now but is expected to reach 25% by 1975.



## Federal

# Confusion reigns in capital on how to prime industry pump

Despite their dispute about the real direction of the U.S. economy in 1974, the diverse economic factions in Washington do have a consensus of sorts on the Government's role as an electronics industries' customer: it will get bigger rather than smaller.

A survey by *Electronics* shows the Federal Government plunking down more than \$12.5 billion for electronics hardware, research, and development during the next 12 months—a 4.8% increase over 1973. As in the past, most of the money will be spent by the military, whose forecast outlays of just \$11 billion represents a 5.4% cent increase over the last year (see table).

Precisely how much new business those dollar increases will mean for the electronics industries is another matter. While there are big gains proposed in the area of military R&D, for example, most of the increases represent little more than inflated dollars.

Certainly the biggest question mark for Federal budget and economic specialists is the impact of the energy shortage and its potential ripple effect throughout the nation. The Government can do little directly to counter those effects, although it stands ready to prime the national economic pump with more Federal spending. Hence part of the rationale behind the proposed increases in military R&D outlays is that such money can be moved quickly into the economy, maintaining high-technology jobs even if it's not buying much hardware. "We have never before faced a slowdown because of shortages of resources," explains one perplexed budget planner, "so we can't learn a thing from history. There are no prior patterns."

Two views dominate among the many Federal economic factions forecasting the 1974 national economy. While both anticipate dollar increases in Government support of the electronics industries, the reasons behind their forecasts are substantially different.

On one side, there is a faction, typified by Treasury Secretary George Shultz and the Council of Economic Advisors, who see an over-all slowdown producing a "no-growth" economy, increased unemployment of 6% or more, plus an inflation that is the direct result of shortages. In their opinion, that inflation, coupled with a highly selective system of Federal pump-priming, will require increased Federal outlays, including some deficit spending.

On the other side are a number of private-sector economists and many Democratic congressional leaders, who project an economic crisis more serious than a simple "mini-recession" in the first half—one that will require quick congressional action to force-feed the economy with Government money in the second half if the White House fails to move. But, as one Republican congressional leader opined near the close of last year, "The White House cannot afford not to act." Thus the dispute centers less around how much Federal money

will be spent for electronics than about the timing.

The Defense Department electronics budgeteers and project officials are little affected by economic forecasts. Though their own counterparts in operations and maintenance express serious concern about keeping ships steaming and aircraft flying, DOD's technology planners are moving unswervingly ahead with plans to rebuild and strengthen defense capabilities during an expected period of peace. Defense Secretary James Schlesinger is still pursuing the concept of a "hi-low force mix" introduced by his predecessors over a year ago. This calls for a small, elite force of high-performance strategic weapons, such as the Rockwell International B-1 bomber and the Navy's 24-missile Trident submarine, plus a larger proportion of relatively lower-cost strategic and tactical forces that will include updating some older weapons systems by retrofitting them with new high-performance guidance, radar, and communications subsystems.

## *Defense R&D gets high rank*

In pursuing an expanded R&D effort, the Pentagon is broadening its planning cycle to look five to 15 years ahead, rather than three to five. Beyond R&D, however, other spending increases are forecast only for aircraft procurement. These will generate little new business, but merely reflect increased outlays proposed for commitments already made to the Air Force's F-15, the B-1, and the A-10, as well as the Navy's F-14. All other categories of electronics procurement will decline in varying degrees with some holding close to 1973's level, as cutbacks occur in numbers of systems to be bought in order to compensate for inflation of unit costs. The sole bright spot in these areas of reduced spending is the fact that new business may evolve as electronics planners propose modifications to a number of systems as a result of lessons learned from the October Mid-East war.

## *Aerospace may be grounded*

The 1974 spending formula for the Government's two big civilian aerospace agencies—the National Aeronautics and Space Administration and the Federal Aviation Administration—is uncertain at best. The dim picture is the result of an already tight procurement posture complicated by the economic rippling of the energy shortage throughout the planning department of the Government. At both NASA and FAA, it looks, in sum, like slim pickings for electronics companies seeking big new contracts. The impact of aircraft fuel shortages and the resultant cutbacks in commercial and general-aviation traffic, for example, leaves the FAA with less justification for upgrading the nation's automated air-traffic-control system—and that obvious conclusion could severely handicap the efforts of an agency already constrained in its spending by the budget impoundments of the Office of Management and Budget.

On paper, the aviation agency probably will stay at about the same funding level, approximately \$1.7 billion, with R&D funds totaling \$130 million. Most of this money is fueled by the airport trust fund designed to upgrade the nation's airfields. But in practice, the OMB

hasn't let the agency spend a dime on new programs.

In near and outer space, NASA will lose a little altitude this year. It appears likely that its fiscal 1975 budget will drop below \$3 billion, perhaps significantly, for the first time since the Apollo program was cranked up. The \$5 billion space shuttle program, which was to have neared peak funding levels, will probably be nicked in the budget cutting and be stretched out again to hold down annual costs. The 1975 Apollo-Soyuz docking by the U.S. and Russia, the other manned program, appears safe for diplomatic reasons.

The big victim looks to be NASA's Planetary and Space Science programs, whose total funding may drop significantly from fiscal 1974's \$584 million. While finishing the 1975 Viking-Mars missions, the agency hasn't much left over, but would like to start a \$187 million Pioneer-Venus probe if OMB and Congress approve [*Electronics*, July 5, p. 29]. A bright spot could be the popular Earth Resources Technology Satellite series—ERTS B could be moved forward from its 1976 launch data, and the Interior Department might just get its wish for a C model.

## *Civil agencies raise hopes*

Among the civilian agencies, one of the most powerful is the Federal Communications Commission, which, in allocating frequencies instead of funds, creates or shapes electronics marketplaces. Soon, the commission is expected to decide two issues that probably will spur two markets.

First, it is likely to assert its jurisdiction over interconnection equipment, in response to a challenge by North Carolina and others [*Electronics*, Sept. 27, p. 74]. Second, it will rule on how the 900-megahertz land-mobile spectrum will be divided among competing interests [*Electronics*, May 10, p. 29]. Also important will be how the thrust to create services competitive to AT&T will be continued under the successor to retired Common Carrier Bureau chief Bernard Strassburg [*Electronics*, Dec. 6, p. 60].

Under congressional mandates, three agencies have billions of dollars to spend: the Federal Highway Administration and Urban Mass Transportation Administration in the Department of Transportation, and the Law Enforcement Assistance Administration in the Justice Department. While most of the money will go for nonelectronic goods, the three agencies' R&D programs can fuel new uses for electronics in supporting roles. The big funding question will be how much the energy crisis and gasoline shortages will cause a shift to mass transit systems and their automated command and control systems. A potential electronics market in marine-navigation systems could be created this year if Congress, Defense Department, and the White House Office of Telecommunications Policy can thresh out what will be the techniques for riverine, coastal and ocean uses among Loran A and C, Omega, and satellites. □

Note: *Electronics* will treat specific weapons system plans and other Federal Electronics outlays in greater detail in its regular annual report on the Federal Budget, to follow the President's delivery of his fiscal 1975 request to the Congress later this month.

Reprints of the market reports for the U.S., Europe, and Japan are available at \$2 each or all three for \$6. Write Electronics Reprint Dept., P.O. Box 669, Hightstown, N.J. Copyright 1974 Electronics, a McGraw-Hill Publication.

# Microprogramming made simple

The microprogramming Design Automation System you've always wished you had is here. Now.

You know that complex hardware is much simpler to design and much less costly to implement with microprogramming. Before now, though, there just haven't been any design aids available to you. Every step you took was time-consuming, laborious and frustrating. Thanks to a new and unique Design Automation System from SMS, the past problems of microprogramming are no more.

**Now, you can generate your own microprogramming software support system in less than a day!**

Up to now, one of the biggest hang-ups in microprogramming was design support. Software development costs were extremely high. But today, the SMS Design Automation System offers you thousands of dollars in software — plus the hardware simulation aids and application notes you need — for considerably less than you would spend to develop your own. The SMS system allows microprogrammers to write their programs in assembly language (rather than binary) and reduces what was once a laborious months-long process to days. No matter what the design of your microprogrammed device, you can use the RAPID computer program to generate a cross assembler for your machine in just a few hours. You can write your microcode in a language and symbology meaningful to you. You select your own mnemonics and get symbolic addressing as well. The RAPID general purpose cross assembler will reduce the time required to generate and debug a microprogram by a factor of five!

**Now, you can generate a real-time hardware simulation system in just a few hours!**

RAPID generates input for your own hardware simulation system, built around the SMS-1000A ROM Simulator. Once you've written your microprogram, you debug it on your existing system hardware. The SMS Simulator connects to your hardware, and you enter your microprograms into it. The 100 nanosecond access time lets you run your hardware at full system speed. Using the Simulator, you can conduct the hundreds of experiments necessary to locate errors quickly and easily. Your programs can then be simply updated using the assembler produced by RAPID. That's why the largest computer, calculator and peripherals manufacturers using the SMS system say they can't get along without it. Fill out and return the coupon below, and you'll be well on your way to making your microprogramming a breeze, too.

**Find out why 80% of all the SMS Design Automation Systems sold go to customers who already own one! Fill out the coupon or write or call**

# sms

a subsidiary of Corning Glass Works

520 Clyde Ave., Mountain View, Ca. 94043 Phone (415) 964-5700

**Microprogramming can be much easier. Five application notes tell you how. 35,000 copies have already been requested. You can ask for yours. Here. Now.**

**PLEASE SEND APPLICATION NOTES ON**

- Design of Microprogrammable Systems
- Debugging Microprogrammed Systems
- Economics of Microprogrammable Systems
- Design of a General Purpose Microcontroller
- Microprogramming Software Aids

**INTEREST IN INFORMATION IS FOR**

- Developing microprogram for microcomputer chip sets
- Developing microprogram for new microcontrolled system design. Type of system: \_\_\_\_\_

- File copy for future reference

**HARDWARE REQUIREMENTS FOR MICROPROGRAMMED EQUIPMENT START**

- Within next 3 months
- Within 4 to 6 months
- More than 6 months

**I CAN'T WAIT FOR THE MAIL! PLEASE**

- Phone me at \_\_\_\_\_
- Contact me to arrange a demonstration of the microprogrammed Design Automation System.

Name \_\_\_\_\_  
Title \_\_\_\_\_  
Company \_\_\_\_\_  
Department \_\_\_\_\_ Mail Stop \_\_\_\_\_  
Area Code \_\_\_\_\_ Phone Number \_\_\_\_\_  
Street \_\_\_\_\_  
City \_\_\_\_\_  
State \_\_\_\_\_ Zip \_\_\_\_\_

**sms** scientific  
micro  
systems

520 Clyde Ave., Mountain View, Ca. 94043 (415) 964-5700

# $\Omega$ Micaply hmega™

## A new way to design with resistors.

Micaply Ohmega is a unique resistor-conductor circuit material that provides circuit designers with a new way to design with resistors. It's available in 10" x 36" sheets with 25 or 100 ohms per square sheet resistivity.

This unique material is an epoxy glass substrate completely covered on one or both sides with a bi-layer cladding. The thin film type layer against the substrate is resistive, the top layer is copper. Using conventional printed circuit produc-

tion techniques, patterns of conductors and resistors can be etched to produce circuits complete with integral resistors. The entire process is subtractive—no screening, firing, or vacuum equipment is required.

Micaply Ohmega is ideally suited for high resistor density, low resistor value circuits; multilayer circuits where the resistors can be put between layers; circuits where economical step and repeat methods can be used on large sheets of Micaply

Ohmega; and designs previously impractical or uneconomical with other materials.


Let's talk about your potential applications.

**The Mica Corporation**  
Culver City, California  
(213) 870-6861 and  
Micaply International, Silloth, England


Circle 122 on reader service card

**We can assist in design and provide prototype circuit production.**


*Multilayer printed circuit boards*



*High resistor density circuits*



*Hybrid microelectronics*





# Ac-coupled gas-discharge display multiplexes digits with message blocks

Elaborate multiplexing and addressing circuitry normally needed to combine elements of very different sizes in one display panel is unnecessary with gas-filled cells that are capacitively coupled

by W. E. Coleman, *National Electronics Inc., a Varian division, Geneva, Ill.*

□ Displays requiring mixtures of numerics, alphanumeric, and fixed messages, though increasingly to be found in automobiles, point-of-sale equipment, and other applications, have been hard to build simply and therefore inexpensively. But a newly developed ac-coupled gas-discharge panel has fewer design complications than arise in designing multiformat displays with the other options available—dc discharge panels, liquid crystals, or panels based on two or more technologies (see “Three multiformat alternatives,” p. 125).


The new panel, called “Plasmac,” can be as large as 8 by 15 inches or as small as 1 by 3 in. It is uniformly bright over large and small areas alike, so that segmented numeric and alphanumeric characters anywhere from 0.4 to 5 in. high can be displayed alongside large blocks, typically 1 by 0.375 in., for backlighting filmstrip fixed messages (Fig. 1).

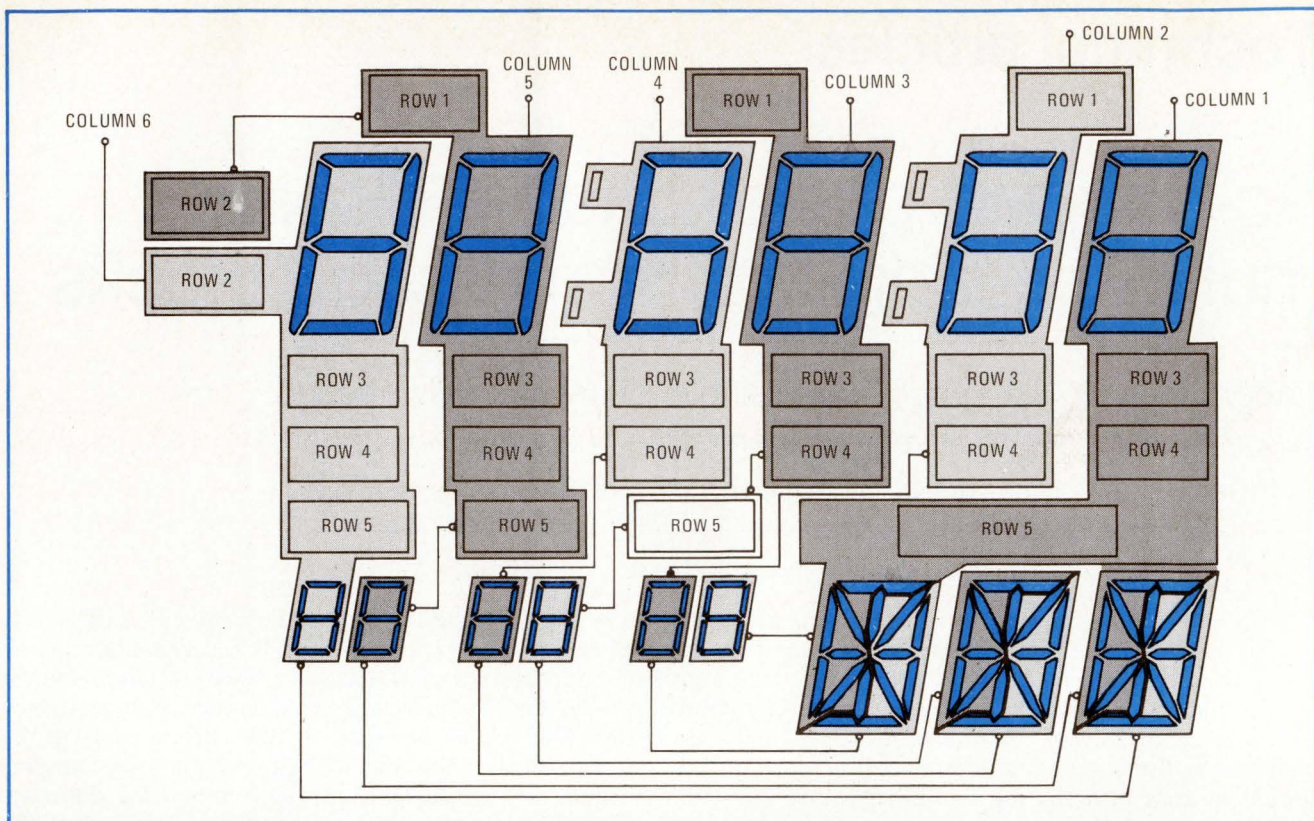
The ac coupling is achieved by lining the front and

back of each gas-filled display element with a dielectric. When voltage is applied across the element, almost all of it appears across the gas since its capacitance is much smaller than the dielectric capacitance. Any tendency for a few display elements to hog current and for the whole display therefore to light nonuniformly is prevented since the current-limiting element—the dielectric layers functioning as series capacitors—is internal to the display element itself. Consequently, elements of very different sizes appear uniformly bright and can also be driven in parallel. This keeps the addressing and drive circuitry simple (Fig. 2).

Other advantages of the display include: a choice of colors, depending on the gas used; relatively high power-conversion efficiency—on average about 0.5 lumen per watt—as well as considerable temperature insensitivity and long life, because the electrodes are protected by the dielectric layers from degradation by

**1. Uncomplicated.** A single ac-coupled gas-discharge panel for a digital calendar clock incorporates elements of different sizes—numerals 0.5 and 1.25 in. high, 1 in.-high letters, and various blocks that backlight such messages as AM, PM, etc. Note uniform brightness of display.





**2. Simple addressing.** Diagram of internal bussing of panel in Fig. 1 shows that only six front-plate electrodes (columns 1-6) are needed, each of which links two digits, a letter, and several fixed messages. Rear-plate electrodes link similarly labelled display elements ( $R_1, R_2,$  etc.) in rows. (For the sake of simplicity, those row lines necessary for linking identical segments of numerals and letters are omitted.)

direct contact with the gas (again, see "Three multiformat alternatives," p. 125).

In construction, the display panel is a sandwich of the two coated glass plates, separated by gas-filled gaps (Fig. 3). On the inner surface of each plate is a conductor pattern, transparent on the front plate, achieved by etching away a conductive coating. Overlaying the conductor pattern is an intact dielectric layer—transparent for the front plate so as to be seen through, and black for the back plate, to enhance contrast. And overlaying each intact dielectric layer is another dielectric layer, black and with portions removed to define display areas (segments, symbols, and so on). These two innermost dielectric layers actually mate with each other, turning each display element into a separate cell and acting as shim spacers between the plates.

Electrically, each cell or display element functions as three capacitors in series—the transparent front dielectric layer, the gas-filled cavity, and the intact black dielectric layer on the back glass plate. The capacitance of each solid dielectric is typically 100 times greater than the capacitance of the gas—generally in the range of 5,000-8,000 picofarads per square inch as against 10-20 pF/in.<sup>2</sup>

Voltage applied across the cell at first appears almost entirely across the gas. As it increases, the gas becomes ionized, light is emitted, and current flows across the cavity, charging the dielectric layers on either side. At this point, the voltage drop across two layers begins to increase at the expense of the drop across the cavity, until the field across the gas is no longer enough to keep it

ionized. The voltage at which the gas starts ionizing is called the firing voltage, and the one at which ionization stops is called the extinguishing voltage.

The voltage pulses applied to light such a display element may be either unipolar or bipolar. Each have advantages that prove useful for different applications (see "Types of firing voltage," p. 127).

When an ac-coupled panel is intended for multiplexing and therefore has the display elements wired up in rows and columns, short sequences of voltage pulses are applied to each column in turn. The columns are scanned fast enough for any lit element to appear continuously lit to the eye.

### Easy addressing

Since each row or column in a multiplexed ac-coupled panel consists of capacitively-coupled elements operated in parallel, current divides among them as among capacitors in parallel—that is, according to area. As a result, large message blocks and tiny digit segments achieve the same average current density and hence the same brightness, and they can be bussed together in whatever groupings make for simplest and most economical addressing circuitry.

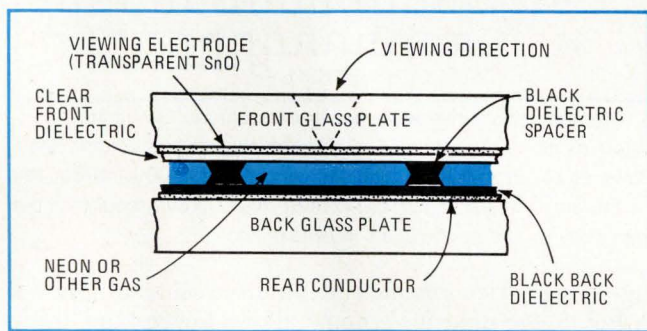
Take, for example, a display consisting of 10 numeric and 40 message blocks. Each digit is composed of eight segments and has its own address line. Identical segments in each digit are bussed together. If the digits are strobed in sequence at a 1/10th duty cycle rate, only 18 lines are needed for 10 digits. The 40 message blocks are arranged in a matrix of four rows and 10 columns.

Now, since the same driver can scan a digit and a column, only 22 address lines need come out of the panel—10 lines for columns and digits and 12 lines for the eight segments and the four rows of message blocks.

Other bussing arrangements are easily achieved. The above example could take the form of an eight-by-15 matrix and be scanned at a 1/15th duty cycle—an arrangement that requires 23 address lines. Although an additional driver is required, economies could result in the logic organization of the display system.

This type of arrangement would not be practical in a dc panel, because there the message blocks and segments would be of significantly different brightnesses. This occurs because the same external current-limiting resistor would have to be used for both a segment that was small in area and a message block with a large area. Other problems would be current hogging in a large message block or between two display elements in parallel, rising out of nonuniform emission from the cathode surface. Consequently, the message blocks in a dc panel would have to be handled separately from the digit segments, and the display would require many more address lines.

The simple addressing of the ac panel goes hand in



**3. Construction.** Each display element is a gas-filled cavity defined by dielectric spacers that separate the front and back plates of a display panel. Generally, the front electrodes link elements into columns, whereas the rear conductors link them into rows. Different gases can be used to give different colors.

hand with straightforward multiplexing. For simplicity's sake, consider a two-by-two array of four display elements (Fig. 4). In this array, the top left and bottom right elements are lit and are called full-select elements; the other two are unlit but because they are on the same driver as full-selected elements, they have some voltage across them and are called half-select elements.

### Easy multiplexing

During a first short period of time, voltage pulses are applied simultaneously to the lefthand column and upper row and are combined at the toggle frequency from  $\phi_A$ . As a result, the top lefthand display element sees a sequence of bipolar voltage pulses and will ignite for each pulse, so long as the applied voltage exceeds the firing voltage. During this same period of time, the half-select elements ignite once, as long as the half-select voltage is less than the unidirectional firing voltage, and not again. This single firing of the half-select elements is too short to be visible to an observer. Many firings are necessary before the element appears lit.

During the second short time period, voltage pulses are applied to the righthand column and the bottom row, so that the bottom right element is full-select and the same two elements as before are half-select. However, this time they do not fire, since the voltage pulse they see has the same polarity as the unipolar pulse that caused their first ignition. Even when the righthand column is scanned again, the half-select elements will not fire since they always see the same-direction unipolar pulse.

For proper operation, the applied-voltage input (+V in Fig. 4) must be set so that it is above the highest firing voltage required by any element in the panel and below the lowest unidirectional firing voltage of any panel element. Typically, the first is 130 v and the second is 190 v. This gives an operating range of about 60v.

There are other multiplexed schemes where the row half-select pulses and the column half-select pulses are in opposite directions. In these schemes, the half-select

## Three multiformat alternatives

Although complex displays often look attractive and are growing in popularity, designers pay a heavy premium for using them. Up till now, there have been three main commercially useful options.

A panel may combine a number of different technologies—for example, it may combine LED digits, dc discharge alphanumeric, and backlit incandescent fixed messages. Such a display, however, requires three separate sets of multiplexing, addressing, and power-supply circuitry, as against the ac-coupled gas-discharge panel's single set, so that reliability rapidly falls and cost rises.

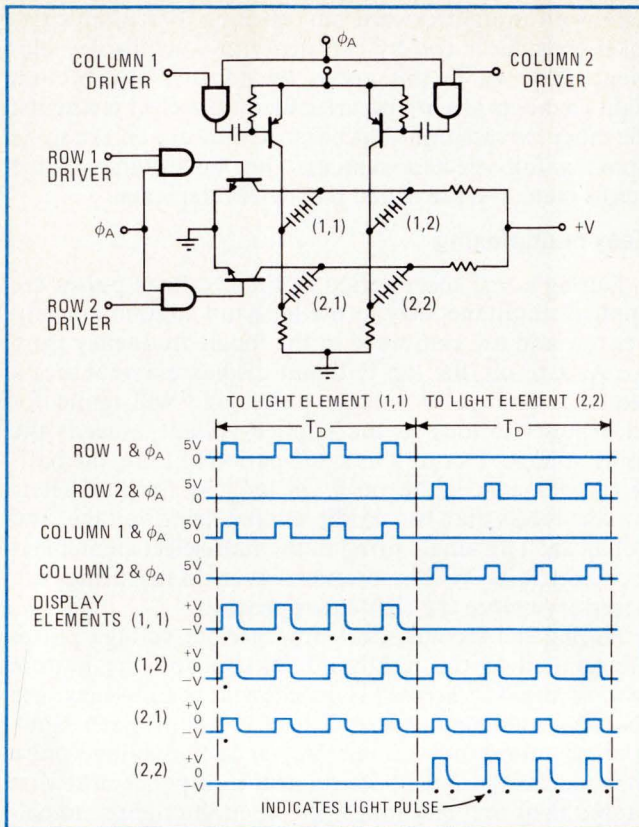
Multiformat liquid-crystal displays, on the other hand, turn on and off so slowly that they require elaborate multiplexing. They also have memory effect that, in multiplexed units, leads to character "blooming" or smearing.

Finally, unlike a discharge device, they tend to be vulnerable to disturbances in a half-select voltage (the volt-

age that should not be capable of firing a display element except when it is combined with a second half-select voltage).

In multiformat dc discharge displays, the variations in cathode surfaces and electrode spacing would give rise to current hogging and hot spots if these problems were not circumvented by complex drive and address circuitry. Multiplexing is more complex and has to include blanking since dc discharges have to be switched off as well as on—in other words, they are not self-limiting in the way ac discharges are.

Also in dc-discharge displays, the gas is in direct contact with the electrodes. Eventually, the gas discharge may begin sputtering off the cathode and the display begins to fail. This is especially liable to happen at temperature below 0°C, where sputter inhibitors stop working, and is the main reason why dc-discharge displays are not to be found in automobiles.



**4. Simple multiplexing.** In the drive scheme for two-by-two matrix, input from the same clock ( $\phi_A$ ) is used for both row drivers and column drivers. Dots under waveform indicate when element fires and emits light. Since columns are strobed alternately, for a period called column dwell time ( $T_D$ ), this scheme has a 50% duty cycle.

elements will ignite twice each time a column is completely scanned.

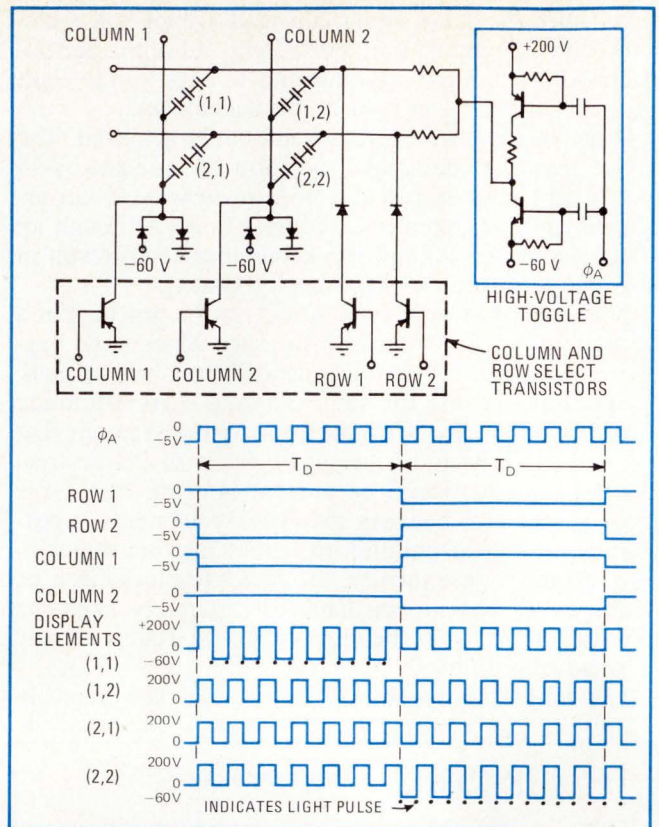
Brightness is controlled by a clock or toggle frequency as well as the duty cycle. Suppose the brightness of a display element to be 40 foot-lamberts at 10 kilohertz and 100% duty cycle with an applied voltage of 170 v. Then if the clock frequency is 100 kHz across 10 columns (that is, the duty cycle is 1/10), the display element sees an equivalent frequency of 10 kHz and has a brightness of 40 fL.

Although resistive pullups and pulldowns are shown in Fig. 4, they are impractical for large display elements, which require high peak current. Instead, for digits more than 0.5 in. high, active pullups and pulldowns should be used. In one common active pullup and pulldown scheme, diodes replace resistors, and there is one common pull-up transistor for the rows and one common pulldown transistor for the columns. This provides a low-impedance path to ground or to supply voltage.

#### A unidrive scheme

In the drive schemes described above, the column and the row lines go from a positive voltage to 0 v and back, where the positive voltage is 130 to 180 v. In addition, a means of combining or ANDing the toggle frequencies on each row and column intersection had to be developed.

Overcoming these difficulties is a unidirectional fir-



**5. Unidirectional drive scheme.** In this scheme low-voltage transistors (0- to -60 V) are used to address the row and column lines. However, one high-voltage toggle driver (-60 V to 200 V) is required for the entire matrix regardless of size. Also, circuit requires input from clock  $\phi_A$  at only one point, instead of two.

ing-voltage drive scheme (the unidrive scheme). Shown in Fig. 5, the unidrive scheme allows low-voltage transistors to address the row and column lines and requires the toggle frequency to enter at one point. It also requires only two high-voltage drive transistors for any size of array. (In Fig. 5, the same elements as before are full-select and half-select.)

To select a row, the row-select transistor is turned off, allowing that row to swing between -60 v and 200 v in phase with the toggling frequency. An unselected row has its transistor turned on, clamping it on the low side to ground instead of -60 v and making it swing between 0 and 200 v in phase with the toggling frequency. Conversely, to select a column, the column-select transistor turns on and clamps the line to ground, but an unselected column has its transistor turned off and swings between -60 v and 0 v.

The display element at the intersection of a selected row and selected column swings between -60 v and 200 v also in phase with toggling frequency. However, a half-select element sees only 200 v left after the -60 v in-phase swing of the row and column together. Thus, the unselected column subtracts -60 v from the -60-to-200-v swing of a selected row, so that the element sees 0-to-200-v swing from both the selected column and as unselected row.

For this setup, the minimum unidirectional firing voltage is 200 v, and the maximum is 260 v.

However, the resistor in series with each row limits

the peak current across the gas during an element's discharge. But for maximum brightness the element needs a low-impedance path when it ignites. Here, too, therefore, the resistor can be replaced by a transistor. Such a unidrive scheme is used in the system diagrammed in Fig. 6. The drive chip employed is produced by Electronic Arrays. The panel is the National Electronics 1253-12, which displays 12 0.4-in.-high digits.

### When not to multiplex

Brightness of up to 400 fL can be achieved with non-scanned operation of the ac-coupled gas-discharge display. Such a display is readable in direct sunlight and can be used even on gas pumps and in cockpits.

A non-scanned display requires individual pinouts for

each element area in the display. The drive configuration is very similar to the unidrive circuit. The common front electrode is connected to a high-voltage toggle driver, which swings it between  $-60$  v and  $200$  v in phase with the toggle frequency. The element lines are held between  $-60$  v and ground by diodes. To select a display element, an open-collector or open-drain transistor, with its collector or drain tied to the element's line, is turned on. An unselected element has its transistor turned off, allowing its line to swing between  $-60$  v and ground in phase with the high-voltage toggle. In this manner, any selected element sees a swing of  $-60$  v to  $200$  v while any unselected element sees a swing of only  $0$  to  $200$  v. Since the addressing pulse duty cycle is  $100\%$ , a brightness of  $300$ – $400$  fL may be achieved with

## Types of firing voltage

Understanding the ways in which the display elements in the ac-coupled gas-discharge panel can be fired will help the user in optimizing the multiplexing scheme for a particular application. Basically, each element can ignite in response to either a unipolar or a bipolar voltage pulse. The current and light responses to each are shown in Figs. A and B.

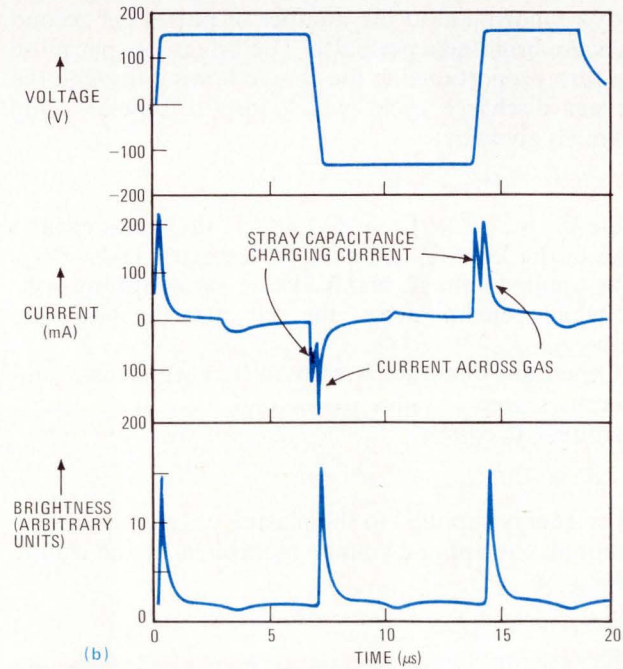
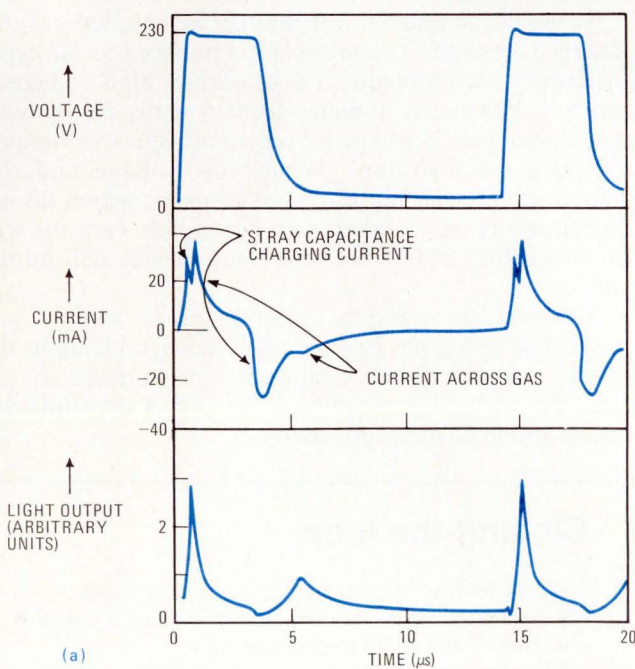
When a large enough unipolar pulse is applied, the element fires twice, the second discharge occurring because the charge stored in the dielectric capacitors gives rise to a field sufficient to ionize the gas when the applied voltage level returns to zero (Fig. A). The unidirectional firing voltage is in fact defined as the lowest voltage level at which the element fires twice per cycle—about  $230$  volts here. Since the stored charge supplies less current than the power supply, its output pulse current is lower.

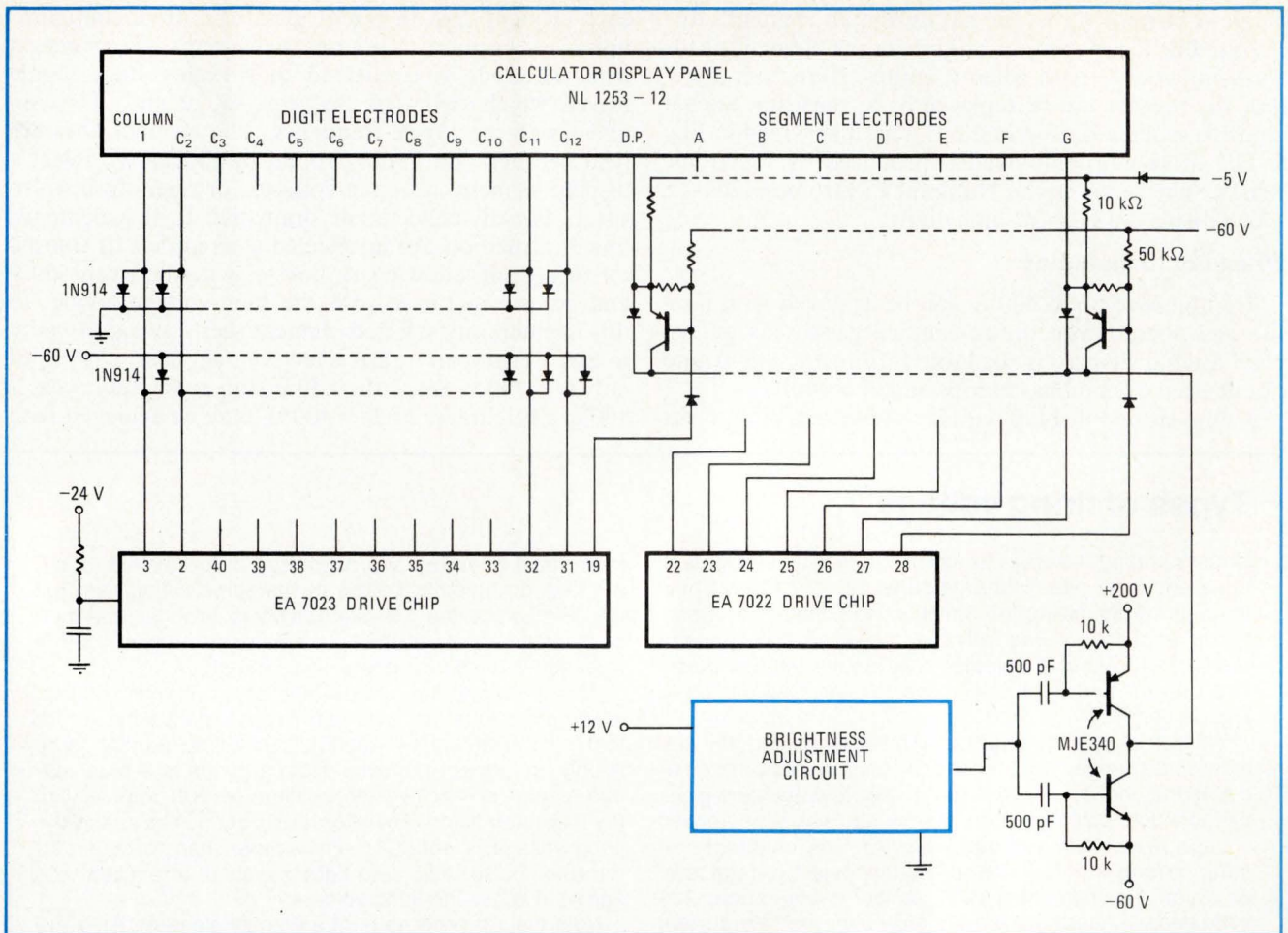
When a bipolar pulse is used, however, the firing voltage can be lower—in the region of  $130$  V in Fig. B, when the pulse makes a direct transition from a minus to a plus value. Thus the voltage on either side of the gas capacitor swings from  $+130$  to  $-130$  volts. Peak current and peak brightness is higher because bipolar pulses force a

more rapid charging and discharge of the dielectric layers than do unipolar pulses of the same voltage so that the field across the gas-filled cavity is stronger, the ionization is greater, and the light emitted at a given voltage level above the firing voltage is also brighter.

Also possible are indirect-transition bipolar pulses, which are alternately plus and minus in value but return to  $0$  V in the interval between pulses. Consequently, there is only an indirect transition from a minus to a plus voltage, with a slower over-all risetime ( $dv/dt$ ) than that of the direct transition. Therefore, ionization is less, and the firing voltage is about  $10$ – $20$  V more than for a direct-transition pulse. Also, less light is emitted at a given voltage level above the firing voltage.

Note that, in order to light a display element using the unidirectional method, the applied-voltage level is twice that required using the bipolar method. The voltage swing across the cell remains the same. For example, if a bipolar pulse swings between  $+130$  V and  $-130$  V as in Fig. B, the voltage seen by the element is  $260$  V, or roughly the same as the  $230$  V provided by the unipolar pulse swinging from  $0$  to  $230$  V in Fig. A.





**6. Actually.** Calculator display system employs a unidirectional drive scheme and drive chip from Electronic Arrays. The panel is fabricated by National Electronics and displays 12 digits that are 0.4 in. high. Brightness is adjustable.

a toggle frequency of about 100 kHz. By adjusting this frequency, the brightness may be controlled over a wide range.

This may be seen by noting that the brightness is directly proportional to the number of pulses per second times the brightness per pulse. The brightness per pulse is in turn proportional to the charge flowing through the cell per discharge cycle, which for the bipolar firing scheme is given by:

$$Q = C_t(V_{app} - V_e)$$

where  $C_t = C_f C_b / (C_f + C_b)$  and is the series capacitance of the front (f) and back (b) dielectric layers,  $V_{app}$  is the applied voltage, and  $V_e$  is the extinguishing voltage which remains across the cell after the discharge ceases.

If one light quantum is emitted by each charge, and the cell is fired  $F$  times per second, then the average brightness,  $B$ , equals

$$B = C_t(V_{app} - V_e)F$$

The energy supplied to the plasma cell per discharge,  $E_d$ , equals the applied voltage multiplied by the charge flowing, or

$$E_d = V_{app} I \Delta t$$

where  $I$  is the average current flowing through the

plasma cell during time  $\Delta t$ . Taking this summation over a number of time increments and plasma cells, the average power conversion efficiency was found to be about 0.5 lumen/watt.

It should be pointed out that the ac-coupled gas-discharge technique is certainly not a panacea for all types of display requirements. It does require high voltage to operate. For purely numeric displays under 0.5 in. high, LEDs or dc panels will prove more cost-effective because of drive considerations. Where low voltage and low power are crucial, liquid-crystal displays, which do not generate any light of their own but merely vary the way in which they reflect ambient light, clearly will be the choice.

However, for complex displays, the ac-coupled gas-discharge technique has an edge because virtually the same circuitry needed to multiplex the numeric section can also be used to simultaneously drive the alphanumeric and fixed message sections. □

### Closing the loop

Readers who are interested in finding out more about the Plasmac display may call author W. E. Coleman at (312) 232-4300 in the week of Jan. 14.

# Need additional memory for your minicomputer?

## FABRI-TEK can supply it.

Fabri-Tek has the add-on system that's made for your mini . . . ready for off-the-shelf delivery. Plus, you're assured of unquestioned reliability and guaranteed availability through the use of high volume "field proven" core memory.

### CHECK THESE PRICES\* —

PDP-8 Series . . . . .	24k words/\$5200	ea. @ qty. 1
PDP-11 Series . . . . .	16k words/\$4180	ea. @ qty. 1
	64k words/\$12,560	ea. @ qty. 1
PDP-12 Series . . . . .	24k words/\$5200	ea. @ qty. 1
Nova 1200 Series . . . .	32k words/\$6825	ea. @ qty. 10
HP 2114 & 2100 Series	24k words/\$6060	ea. @ qty. 1

Another plus is our on-site or factory service capability by a highly trained professional staff.

More new models. And ease of interface, too. Because all of Fabri-Tek's Add-On Memories are plug compatible and contained in an external enclosure with power supply.

This approach features the following:

1. Ability to utilize a core memory with a "track record" because the form factor or design doesn't have to change with each introduction of a new mini add-on.
2. No more than one card slot is used within the CPU to configure the maximum amount of core memory.
3. No additional power drain on your CPU power supply.


They're all available in 8k word increments to larger than the maximum allowable word size for some models.

Also . . . we're not new in the core memory business. For over a decade our product line has consisted of a wide range of cores, planes, stacks, and core memory systems.

Who could ask for anything more?

You, we hope. For more information, write or call:

\*Prices subject to change without notice. U.S. prices shown.



**FABRI-TEK** INC.  
**COMPUTER SYSTEMS**

*Leader in  
Memory Technology  
for Over a Decade*

5901 South County Road 18 • Minneapolis, MN 55436 • (612) 935-8811

**SALES  
OFFICES IN:**

Chicago  
(312) 437-4116

Denver  
(303) 753-0631

New Jersey  
(201) 964-4770

Sunnyvale  
(408) 739-4780

Hong Kong  
K210191

Tokyo  
(03) 432-6901

Boston  
(617) 969-5077

Dallas  
(214) 233-0872

Long Beach  
(213) 420-2493

Phoenix  
(602) 266-4448

Toledo  
(419) 865-6693

Munich  
089-755-8298

United Kingdom  
01-903 1923/5

**IMMEDIATELY AVAILABLE IN PRODUCTION QUANTITIES...  
GENERAL INSTRUMENT'S**

# 8K

**FEATURING:**

- 2048 x 4 ORGANIZATION
- 1.2  $\mu$ s TYPICAL ACCESS TIME
- TTL/DTL COMPATIBILITY—  
Inputs and clocks TTL/DTL compatible without external  
interfacing components
- PROGRAMMABLE CHIP SELECT—  
Simplifies design of large memory systems
- TOTALLY AUTOMATED MASK GENERATION—  
"RO-5-8192/Custom Coding information," describing punched  
card and truth table data specification, is available.
- STANDARD PATTERN—  
The 8K ROM is available pre-programmed as a 4-bit random  
number generator, part #RO-5-8192-001.

# ROM

**PROTOTYPE TURNAROUND 3-4 WEEKS**

# CP'S GOT IT!

For further information call 800-645-9247 toll free (In New York State call 516-733-3107) or write,  
General Instrument Corporation, Microelectronics Division, 600 West John Street, Hicksville, N.Y. 11802.

**GENERAL INSTRUMENT  
MICROELECTRONICS**





## Automatic gain control quells amplifier thump

by Paul Brokaw  
Analog Devices Inc., Semiconductor Division, Wilmington, Mass.

If an audio amplifier with automatic gain control makes a thumping noise when the input signal level changes quickly, the cause may be unwanted feedthrough of the gain control signal to the amplifier output. A simple solution is the addition of a resistor to prevent variations in the control voltage from being fed through to the output.

In the "thumpless" agc circuit of (a), transistors  $Q_1$  and  $Q_2$  form a differential amplifier that has a gain determined by the emitter current of the pair,  $I_E$ . This emitter current varies the transconductance and therefore the gain of transistors  $Q_1$  and  $Q_2$ . But if gain changes too quickly, a thump may be heard. Inserting resistor  $R_1$  in the emitter-current control circuit eliminates the thump.

Emitter current  $I_E$  is made nearly equal to the current ( $I_2$ ) flowing through resistor  $R_2$  by using identical same-substrate transistors for  $Q_3$  and  $Q_4$ . When the base-emitter voltages of these two devices are equal, their collector currents ( $I_E$  and  $I_2$ ) are also equal.

Since the base and collector of transistor  $Q_4$  are shorted together, this device's base-emitter voltage will rise until its collector current becomes equal to  $(1 - 2/\beta)I_2$ , where  $\beta$  is the common-emitter current transfer ratio. Since transistor  $Q_3$  is identical to transistor  $Q_4$ ,  $Q_3$ 's collector current will also rise to the same

value. If current transfer ratio  $\beta$  is large and the reverse voltage feedback ratio of the transistor is small,  $Q_3$ 's collector current ( $I_E$ ) will nearly equal resistor current  $I_2$ . The value of current  $I_2$  is:

$$I_2 = (E_{\text{control}} - V_{B4})/R_2$$

where  $V_{B4}$  is the voltage at the base of transistor  $Q_4$ .

Because the collector currents of transistors  $Q_3$  and  $Q_4$  are approximately equal, the transconductance of the differential pair (transistors  $Q_1$  and  $Q_2$ ) will vary in direct proportion to the control voltage. If  $Q_1$  and  $Q_2$  are identical, emitter current  $I_E$  will divide equally between them. Each transistor will have a collector current of  $\alpha I_E/2$ , where  $\alpha$  is the common-base current gain.

If  $\alpha$  is approximately equal to 1 and  $I_E$  is approximately equal to  $I_2$ , the collector currents of transistors  $Q_1$  and  $Q_2$  become:

$$I_{C1} = I_{C2} \approx I_2/2$$

$$I_{C1} = I_{C2} \approx (E_{\text{control}} - V_{B4})/2R_2$$

where  $I_{C1}$  is the collector current of transistor  $Q_1$  and  $I_{C2}$  the collector current of transistor  $Q_2$ . The current ( $I_3$ ) through resistor  $R_3$  is due to both resistor current  $I_1$  and collector current  $I_{C2}$ . Current  $I_1$ , which flows through resistor  $R_1$ , is given by:

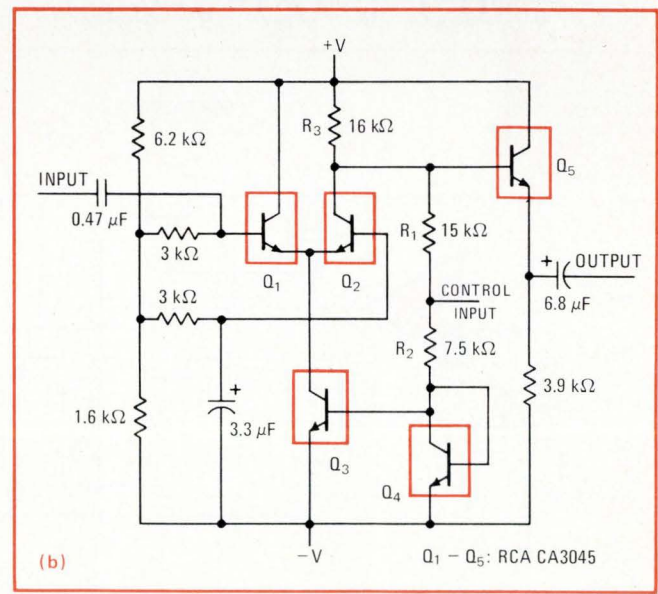
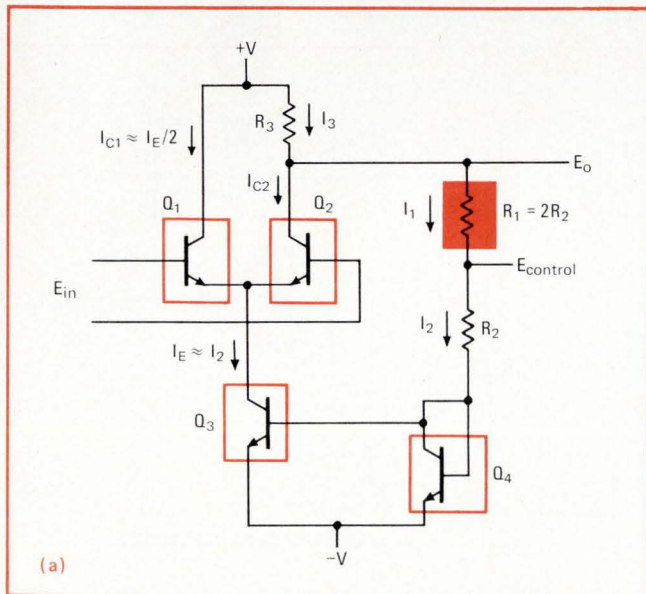
$$I_1 = (E_o - E_{\text{control}})/R_1$$

Resistor current  $I_3$  is the sum of collector current  $I_{C2}$  and resistor current  $I_1$ :

$$I_3 = I_{C2} + I_1$$

$$I_3 = \frac{E_o}{R_1} - \frac{V_{B4}}{2R_2} + \left(\frac{1}{2R_2} - \frac{1}{R_1}\right)E_{\text{control}}$$

If  $R_1 = 2R_2$ , the last term in this equation drops out, making current  $I_3$  independent of the control voltage,



**Improved agc.** Automatic-gain-control circuit (a) for audio amplifier applications eliminates unwanted thumping that may be heard when the input-signal level changes abruptly. Resistor  $R_1$  prevents sudden variations in the control voltage from reaching the output as an audible thumping. An audio amplifier using this agc scheme is shown in (b); amplifier gain is 30 for a control voltage of 15 volts.

except for a small contribution caused by the dependence of  $V_{B4}$  on  $E_{control}$ . Since the output voltage is proportional to resistor current  $I_3$ , and not to the control voltage, variations in the control voltage will not be fed through to the output.

To implement a complete audio amplifier (b) with agc requires only a single monolithic array of five matched transistors. Two transistor pairs are used as indicated in (a), while the fifth remaining transistor is used as an output signal buffer.

The base current error introduced by transistor  $Q_4$  can be reduced by making resistor  $R_2$  slightly less than what the half-value approximation calls for. If resistors  $R_1$  and  $R_2$  are made variable, the performance of the circuit can be optimized by adjusting them for minimum feedthrough. For the component values indi-

cated, the amplifier's voltage gain is about 30 when the control voltage is 15 volts. Circuit gain is directly proportional to the control voltage minus  $V_{B4}$ . (Voltage  $V_{B4}$  can be approximated as 0.55 v.)

Naturally, amplifier performance is limited by component tolerances. With components having 5% tolerances, the feedthrough signal can typically be suppressed by 20 to 30 decibels. Tighter tolerances will, of course, improve feedthrough suppression, but at some point, the various approximations made (like neglecting the transistor base current error) will limit performance. For a large control voltage, amplifier gain becomes inversely proportional to absolute temperature. At room temperature, this variation in amplifier gain amounts to about 0.03 dB/°C, which is not objectionable for most automatic-gain-control applications. □

## Transistor array cuts cost of algebraic inversion

by Pavel Ghelfan  
M.G. Electronics Ltd., Rehovot, Israel

Monolithic operators for algebraic inversion are convenient, but a reliable algebraic inverter can be built quite simply and at less cost from an integrated five-transistor array and two operational amplifiers. The circuit first converts the input signal to a logarithmic equivalent and then takes the antilog of this.

The output voltage ( $V_L$ ) of amplifier  $A_1$  is a logarithmic function of the input current ( $I_{in}$ ) and the current ( $I_R$ ) that the transistor array sinks at pin 13:

$$V_L = \frac{2kT}{q} \ln\left(\frac{I_R}{I_{ES}}\right) - \frac{kT}{q} \ln\left(\frac{I_{in}}{I_{ES}}\right) = \frac{kT}{q} \ln\left(\frac{I_R^2}{I_{in}I_{ES}}\right)$$

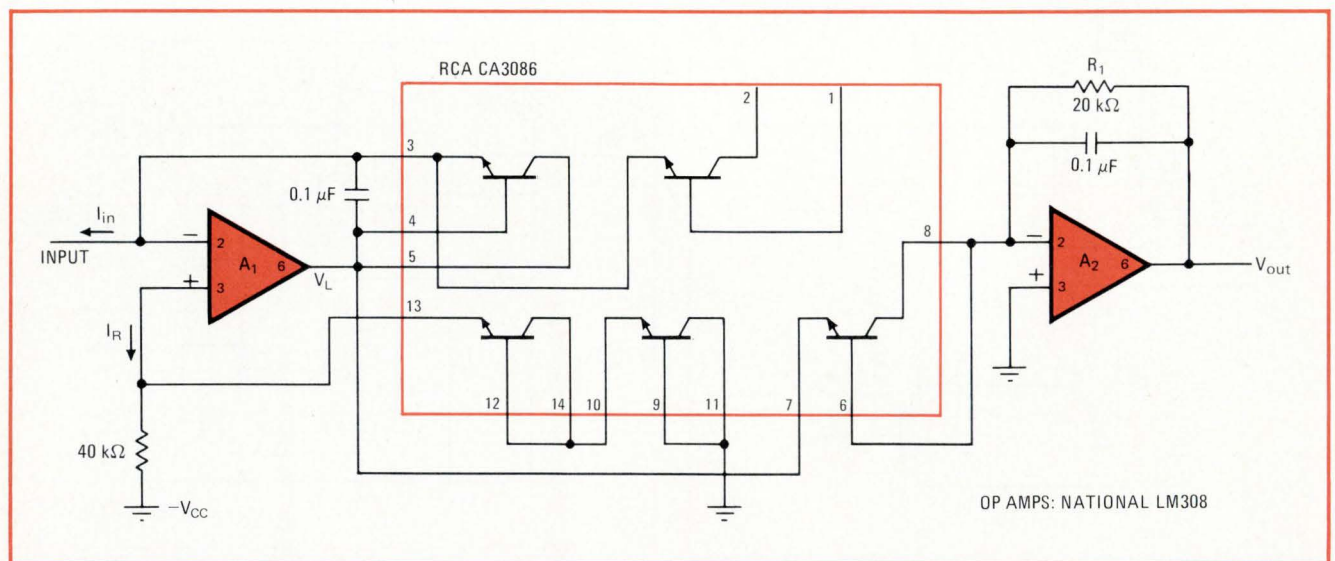
where  $I_{ES}$  is the emitter saturation current (with collector shorted to base) of the array's transistors,  $k$  is Boltzman's constant,  $q$  is the charge of an electron, and  $T$  is absolute temperature. The antilogarithmic operation is performed by amplifier  $A_2$ . The circuit's output signal can be expressed as:

$$V_{out} = I_{ES}R_1 \exp(qV_L/kT) = I_R^2R_1/I_{in}$$

Trimming the value of constant current  $I_R$  will adjust the numerator of this equation so that the output voltage of the circuit is brought to the desired value and kept there.

This inversion operator maintains good stability over a 50°C temperature range, as well as over three decades of signal amplitude variation. Its amplitude range can be significantly broadened by using low-bias-current operational amplifiers. □

Designer's casebook is a regular feature in Electronics. We invite readers to submit original and unpublished circuit ideas and solutions to design problems. Explain briefly but thoroughly the circuit's operating principle and purpose. We'll pay \$50 for each item published.



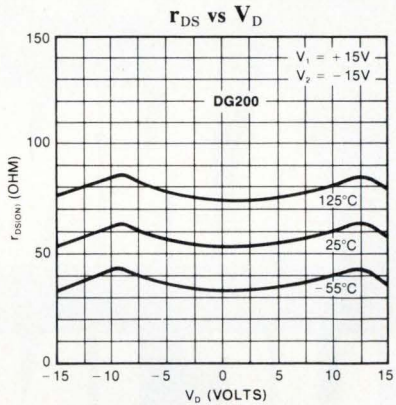
**Taking the reciprocal.** Algebraic inverter employs IC transistor array to keep costs low and to provide good temperature stability. The circuit converts the input signal to a logarithmic voltage and then takes the antilogarithm of this voltage to develop the output signal. The output, of course, is indirectly proportional to the input and can be brought to the desired value by adjusting resistor  $R_1$ .

# CMOS Analog Switches

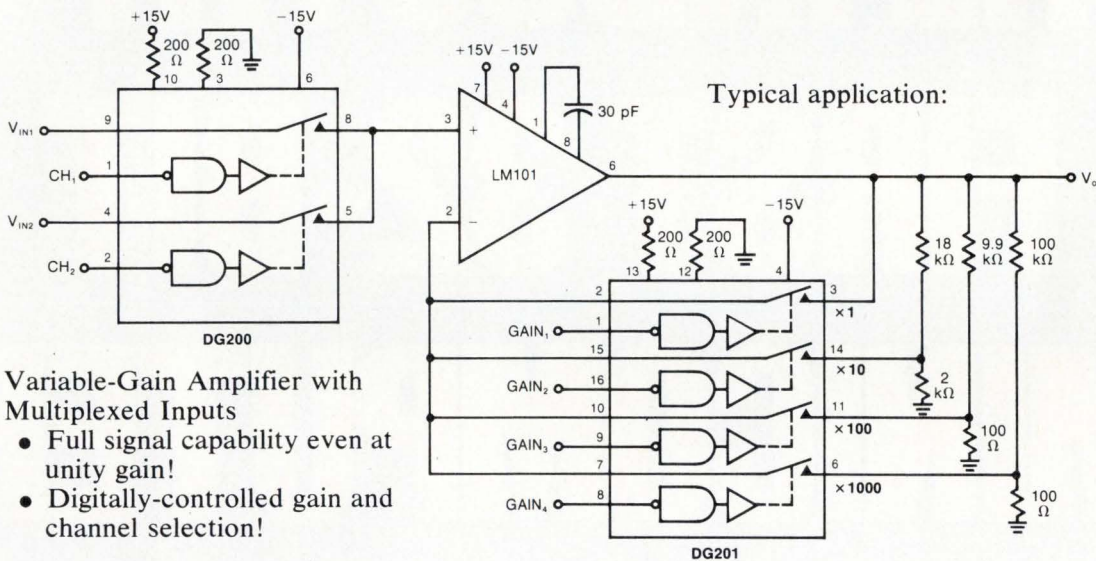
TTL-controlled switches handle full  $\pm 15V$  signal swing  
with only  $\pm 15V$  supplies.

New **DG200** and **DG201** devices provide channel and gain selection for analog signals up to  $\pm 15V$  power supply levels without exceeding switch signal handling levels (see typical applications circuit below). Devices feature:

- Monolithic CMOS construction; drivers and gates on a single chip.
- Low  $r_{DS}$  over full temperature and signal range.
  - <100  $\Omega$  for **DG200** (dual SPST)
  - <250  $\Omega$  for **DG201** (quad SPST)
- Static protection on all terminals.
- Break-before-make switching action.
- Independent pairs of sources and drains for maximum flexibility.
- Direct TTL, DTL and CMOS compatibility.



With supply voltage levels less than  $\pm 15V$ , the maximum analog signal always equals supply voltage.



**Variable-Gain Amplifier with Multiplexed Inputs**

- Full signal capability even at unity gain!
- Digitally-controlled gain and channel selection!

The **DG200** and **DG201** are ideal devices for digital computer interface with this analog world. If your switching problems are unique—and whose aren't—our applications people are eager to help. For complete information

## write for data

Applications Engineering: (408) 246-8000 Ext. 802




**Siliconix incorporated**

2201 Laurelwood Road, Santa Clara, California 95054

**INTERDATA  
ANNOUNCES  
THE INDUSTRY'S  
FIRST 32-BIT  
MINICOMPUTER  
FOR UNDER  
\$10,000.**

# WITH UP TO A MILLION BYTES OF DIRECTLY ADDRESSABLE MEMORY.



Minicomputer myths you can live without:

1. There's no such thing as a 32-bit minicomputer.
2. Minicomputers have an absolute 64K addressing limit.
3. The only way to even access more is to resort to some sort of hardware kluge with a hairy software scheme that'll cost you an arm and a leg.

All wrong.

Because now there's the Interdata 7/32 – a powerful new 32-bit minicomputer with main memory expandable up to a million bytes and direct addressing up to 16 million bytes.

Big it is. But hairy it isn't.

Because it's simple, straightforward and efficient. And it's the industry's first uncomplicated extended-memory software environment.

Backed up by a lot of hardware muscle like thirty two, 32-bit registers, 1024 I/O interrupts with automatic vectoring, 239 instructions. And a lot more. All of which would lead you to expect to pay a lot more money, right? Well, that's also a myth.

Performance	7/32	Nova 840	PDP-11/40
Word length	32	16	16
Memory speed (nanoseconds)	750	800	900
Maximum memory capacity (bytes)	1,048,576	262,144	262,144
Addressing range (bytes)			
Direct	1,048,576	512	65,536
Relative	±16,384	±256	±32,768
Indexed	1,048,576	65,536	65,536
Double indexed	1,048,576	No	No
General-purpose registers	32 32-bit	4 16-bit	8 16-bit
Index registers	30 32-bit	2 16-bit	8 16-bit
Vectored interrupt levels	Yes	No	Yes
Minimum interrupt overhead time (usec)	6.5	47.5	46.5

Price	7/32	Nova 840	PDP-11/40
32 KB processor	\$ 9,950	\$12,930	\$15,345
64 KB processor	14,450	19,330	26,925
128 KB processor	23,450	35,630	44,725
256 KB processor	41,450	61,230	80,825
1 Megabyte processor	171,650	Not available	Not available

Source: Data General Price List, 5/15/73. DEC PDP-11/40 Price List, 6/73. DEC OEM & Product Services Catalog, 1972. Auerbach Minicomputer Characteristic Digest, June, 1973. "How to use Nova Computers", 1973.

The software muscle is all there, too. A new FORTRAN V compiler. An optimizing assembler called CAL. And the first extended operating system that's both powerful and simple – OS/32. Plus all the other field-proven Interdata software – it's all compatible.

The new Interdata 7/32.

We put our muscle where their myth is.

## INTERDATA®

2 Crescent Place, Oceanport, New Jersey 07757 (201) 229-4040.  
 Boston – (617) 890-0557. Washington – (703) 525-4806. Philadelphia – (215) 436-5579.  
 Orlando – (305) 851-6962. Chicago – (312) 437-5120. Detroit – (313) 356-5515.  
 Dayton – (513) 434-4193. Kansas City – (913) 384-1606. Houston – (713) 783-3060.  
 Dallas – (214) 238-9656. Denver – (303) 758-0474. Los Angeles – (213) 640-0451.  
 Phoenix – (602) 968-2477. San Diego – (714) 565-0602. San Francisco – (415) 969-1180.  
 Seattle – (206) 455-0680. Toronto – (416) 677-8990. Tokyo – (270) 7711.  
 Sydney – 439-8400. London – Uxbridge 52441. Munich – 0811-8543887.

**OUR POWER  
SEMICONDUCTORS  
ARE SO GOOD  
WE USE THEM OURSELVES.**

**20,000 TIMES A DAY.**



That's the rate at which Delco Electronics supplies a variety of products for GM cars.

Under one roof we design and manufacture complete systems, including the power semiconductors that help make those systems work. This can mean a lot to you. Here's why:

We know the requirements and standards that must be met to produce over 20,000 systems a day. We know what it means to deliver on time, to meet our own production schedules. And we know the importance of component quality in assuring reliability of the end product.



Our semiconductor devices are used

in the Delco AM radios, AM/FM radios and stereo tape systems we produce for GM cars. They are also used in the GM high-energy ignitions systems, I.C. voltage regulators, alternators, and in the new combination front seat/shoulder belt interlock systems you find in all the 1974 GM cars.

And all the capabilities that go into Delco semiconductors can work for you, too.

There are select distributors with stock on hand strategically located coast to coast. For the distributor nearest you, phone

your closest Delco Electronic regional sales office: Kokomo, Ind. (317) 459-2175, El Segundo, Cal. (213) 640-0518, Union, N.J. (201) 687-3770.



## DELCO ELECTRONICS



Division of General Motors Corporation

## Light-emitting diodes

*Simultaneously a junction diode and a pilot light, the versatile light-emitting diode is not only sensitive to the direction of current flow—it also has a definite conduction threshold voltage, and its brightness varies with*

*current level. Some ways of exploiting this unique combination of optical and electronic properties are suggested in this selection of LED applications.*

Lucinda Mattera, Circuit Design Editor

## LED test circuit checks power-supply connections

by Harrel J. Tanner  
Bellflower, Calif.

Before a circuit board is installed in new equipment, each pin should be checked to be sure that its power connections are in good order. Since this means checking the connections to both the supply voltage and ground lines, at least two measurements must be made for each pin. These continuity checks are uncomplicated but can become exceedingly time-consuming for a large system.

However, a simple test circuit based on light-emitting diodes lets you see whether voltage and ground connections exist after making only one measurement. The circuit, which is drawn in the diagram, operates from the same power supply as the circuit board it is monitoring.

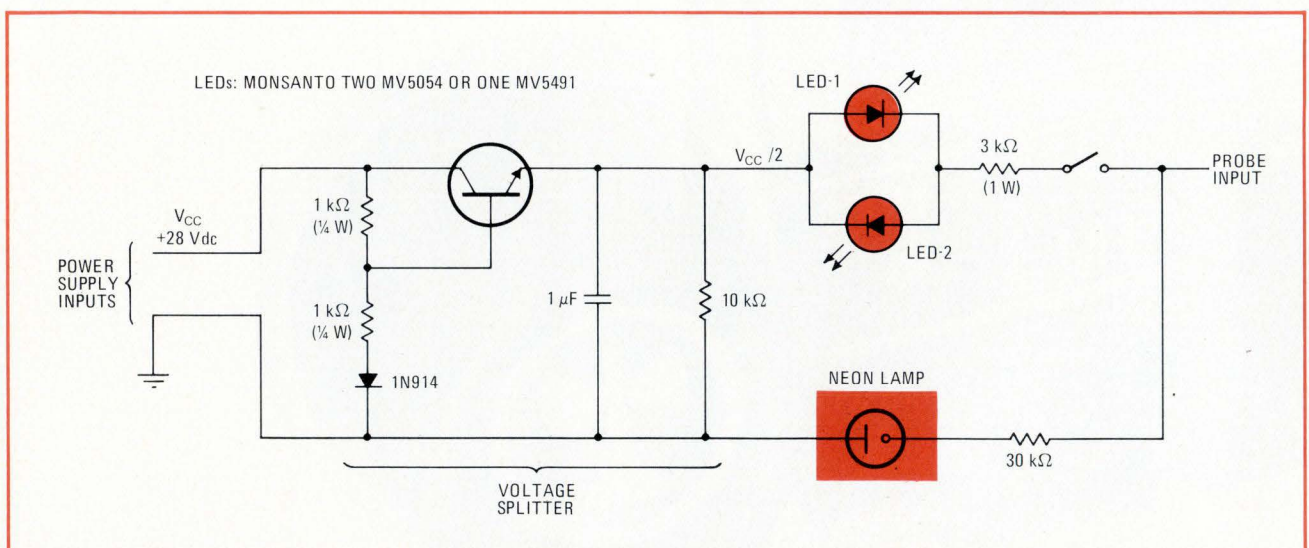
The inputs for the test circuit are connected directly

to the voltage-source and ground-return lines to be checked. The test probe is then touched to each pin on the circuit board. If only LED-1 glows, the pin is connected to the ground line. If only LED-2 glows, the pin is connected to the dc  $V_{CC}$  supply line. If both LEDs glow, an ac  $V_{CC}$  supply voltage exists at the pin.

There is a switch at the probe input to the test circuit. When this switch is open, the neon lamp lights if any line voltage is present. If the neon lamp remains dark, the switch can be closed and the circuit-board pin safely checked for dc power connections.

The power-supply input voltage to the test circuit is split so that only half the supply voltage ( $V_{CC}/2$ ) reaches the LEDs. With the switch closed, if the pin voltage at the probe is zero (connected to ground), LED-1 is forward-biased as long as  $V_{CC}/2$  is greater than the forward voltage of the LED. If supply voltage  $V_{CC}$  is present at the pin, LED-2 becomes forward-biased.

With the component values shown, this monitoring circuit checks for supply voltages of 28 v ac or dc and a line voltage of 115 v ac. Simply changing the resistor values permits other voltage levels to be monitored. A type 2N2107 transistor works well. □



**Power supply checker.** Test circuit uses light-emitting diodes to check voltage and ground connections for circuit boards in one measurement. Here, with the switch closed, LED-1 lights if the probe voltage is at ground; LED-2 lights if the probe is at 28 V dc; and both LEDs light if the probe is at 28 V ac. With the switch open, the neon lamp lights if there is line voltage (115 V ac) present at the probe input.



# LEDs help tune FSK demodulators

by C. Clay Laster  
Kelly Air Force Base, San Antonio, Texas

Light-emitting diodes make excellent tuning aids for frequency-shift-keyed (FSK) demodulators. They can replace cathode-ray tubes or meters in both single-frequency-shift-keyed demodulators and dual-frequency-shift-keyed (DFS) demodulators. The LED display can be easily incorporated in existing demodulators or in yet-to-be-designed demodulators.

Many conventional FSK and DFS demodulators use CRTs to provide vector-like displays of the teleprinter mark (binary 1) and space (binary 0) signals. FSK and DFS modulation techniques normally make use of frequency shifts on the order of 200 to 800 hertz. One popular standard is to use a frequency shift of 850 Hz, with the space centered at 2,125 Hz and the mark centered at 2,975 Hz. The FSK demodulator, therefore, will have selective filters of 2,125 and 2,975 Hz to detect the respective space and mark signals.

In radio-communications circuits, the mark and space signals are transmitted as individual signals that shift below and above the transmitter's center frequency. Thus, if a radioteletype signal is transmitted at a center frequency of 7,100 kilohertz with a total frequency shift of 850 Hz, the space signal will be transmitted 425 Hz below the center frequency (at 7,099.575 kHz), and the mark signal will be transmitted 425 Hz above the center frequency (at 7,100.425 kHz). For proper signal reception, the receiver must be tuned so that the space and mark signals are centered at 2,125 and 2,975 Hz.

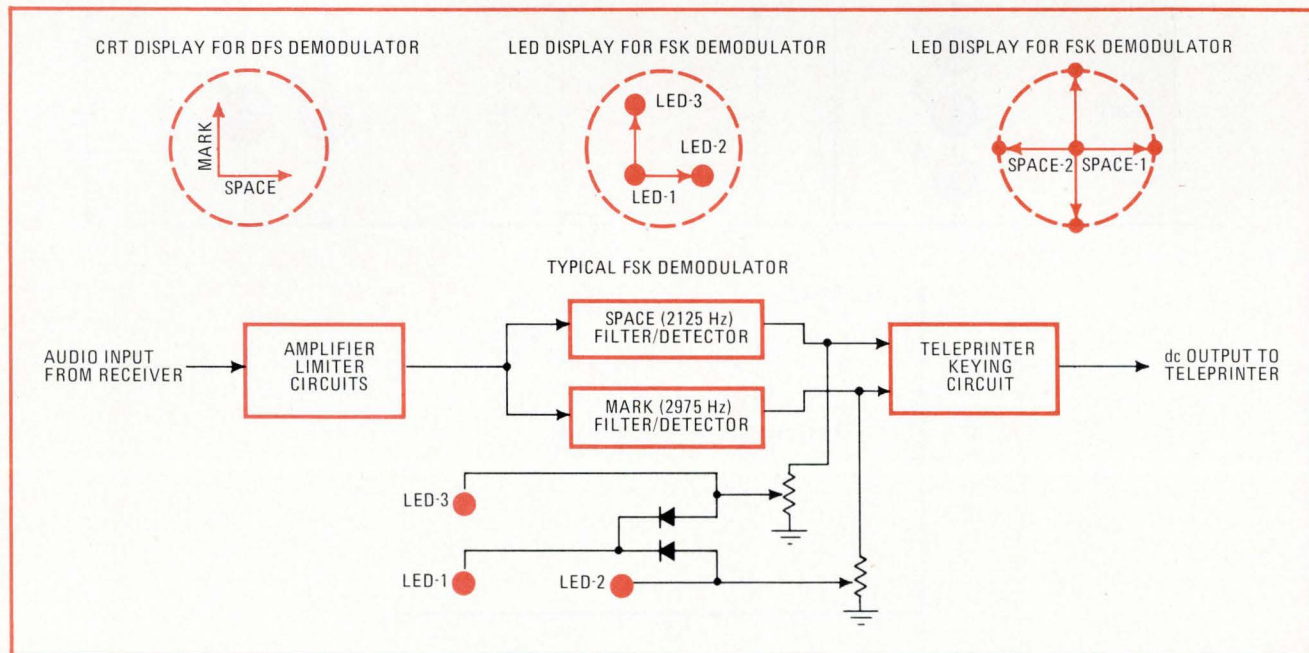
With a CRT vector-like tuning monitor, the space sig-

nals are displayed horizontally, while the mark signals are displayed vertically. When the receiver is tuned to the teleprinter signal and the receiver's beat-frequency oscillator is adjusted so that the space and mark signals are centered, the CRT will display the space and mark vectors.

Light-emitting diodes, along with the appropriate logic-interface circuitry, can be substituted for this more expensive and less reliable CRT tuning aid. Three LEDs, when arranged as indicated for the FSK demodulator, provide a display for the tuning function. (Other arrangements may be more desirable in some instances.) When the receiver is tuned to the signal center frequency, LED-1 lights; when it is below the center frequency, LED-2 lights; and when it is above the center frequency, LED-3 lights.

The block diagram shows how this simple LED tuning aid can be added to a conventional FSK demodulator. The dc outputs from both filter/detector stages are applied to a resistive divider network that acts as a threshold detector for the LEDs. The isolating diodes are connected as an OR gate to allow these dc signals to be applied to LED-1 when the demodulator is tuned to the signal's center frequency. If the output level from either filter/detector stage is not sufficient to drive the LEDs, appropriate transistor switches or digital logic ICs may be used as interface devices.

The same sort of LED tuning aid can be devised for DFS demodulators. In this case, five LEDs are required to replace the CRT display. Most DFS demodulators use switchable filters and have individual outputs for each teleprinter channel. They also sometimes have combining circuits (different antennas) for use with space and frequency-diversity schemes. In any case, the LED interface circuitry can be connected to the individual detector outputs, and the display can be arranged to show the space-space, space-mark, mark-space, and mark-mark combinations. □



**LED tuning aid.** Light-emitting diodes can replace the vector-like CRT display commonly used for tuning a receiver to the signal center frequency. Three LEDs do the job for a single-frequency (FSK) demodulator, while five are needed for a dual-frequency (DFS) demodulator.

# LEDs regulate voltage for C-MOS applications

by Calvin R. Graf  
Kelly Air Force Base, San Antonio, Texas

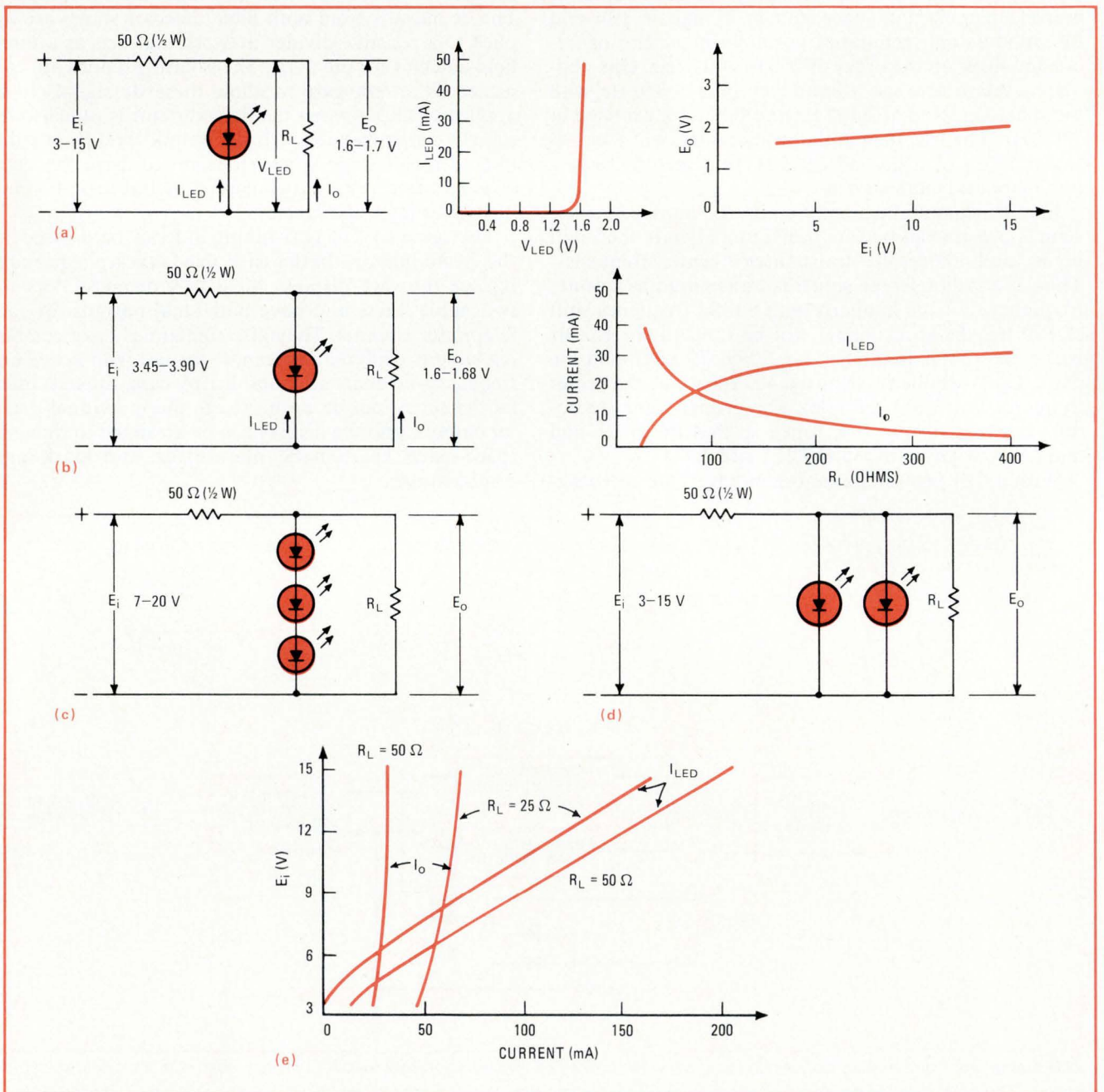
As a voltage regulator, the useful light-emitting diode is particularly suited to complementary-MOS circuit designs, especially in automotive applications. The large

current surges caused by widely varying input-voltage levels are easily handled by a LED regulator.

In circuit (a), an LED operates in parallel with load resistance  $R_L$ . (A series-dropping resistor is placed between these two devices and the power supply.) The voltage drop across the LED ( $V_{LED}$ ) remains rather constant, ranging from about 1.6 to 1.7 volts, over a large current ( $I_{LED}$ ) variation from approximately 5 to 50 milliamperes. It is this characteristic constant forward voltage that can be used for regulating the voltage in low-power, low-current circuits.

The voltage across the LED also remains fairly con-

**Regulating voltage with LEDs.** Single-LED voltage regulator (a) maintains output voltage level at 1.6 to 1.7 volts, in spite of an input voltage variation from 3 to 15 V. The graph in (b) shows that regulation is "lost" only when the load resistance drops below 37.5 ohms. To increase the regulated output-voltage level, the LEDs are connected in series (c); to increase the output current, the LEDs are wired in parallel (d). The graph in (e) illustrates how LED current changes with a varying input-voltage level, but output current remains fairly constant.



stant for a large swing in input voltage, as illustrated by the graph of  $E_o$  versus  $E_i$  in (a). LED voltage increases by only approximately 0.4 v as the input voltage goes from 3.5 to 15 v.

In (b), the influence of the load resistance on both the current drawn by the LED and the output current is plotted for an input voltage variation of 3.45 to 3.90 v. When the load resistance drops below approximately 37.5 ohms (and the series resistor is 50 ohms), LED voltage decreases to less than 1.6 v, and the output-voltage level is determined entirely by the load resistance, and not the LED.

To increase the level of the regulated output voltage, several LEDs can be connected in series, as is done in (c). This configuration produces a regulated output voltage as long as the input voltage to the LEDs does not drop below 1.6 v times the number of LEDs being used. Higher load currents can be achieved by connecting a number of LEDs in parallel, as is done in (d). Or, to raise the output voltage, as well as the current level, the LEDs can be connected in a series/parallel manner to get the desired results.

The value of the series-dropping resistor determines

the input voltage level at which the LED starts to control the output voltage. The higher the value of this resistor (above 50 ohms nominal), the higher the input voltage must be to make the LED conduct.

How brightly the LED glows depends on the input-voltage level. The LED gets brighter as input voltage increases (for a fixed value of load resistance), but the load current remains almost constant, as illustrated by the graph in (e).

Usually, the luminous intensity of a LED is established at a given current level, which generally ranges from 5 to 30 mA, and at a nominal LED voltage of 1.6 to 1.7 v. Although a LED can still operate properly at continuous current levels as high as 50 mA, continuous current levels of 200 mA or so should be avoided. They cause the LED to exceed its safe operating temperature, reducing its average 20-year half-life.

Additionally, since a LED is a visual current-indicating device, it makes a handy front-panel circuit monitor. For example, it can indicate when circuit power is on, (LED lit), when the circuit input voltage is too high (LED bright), when the load current is too heavy (LED dim), and when the circuit is turned off (LED dark). □

## Light-emitting diodes

### LEDs watch for overvoltages

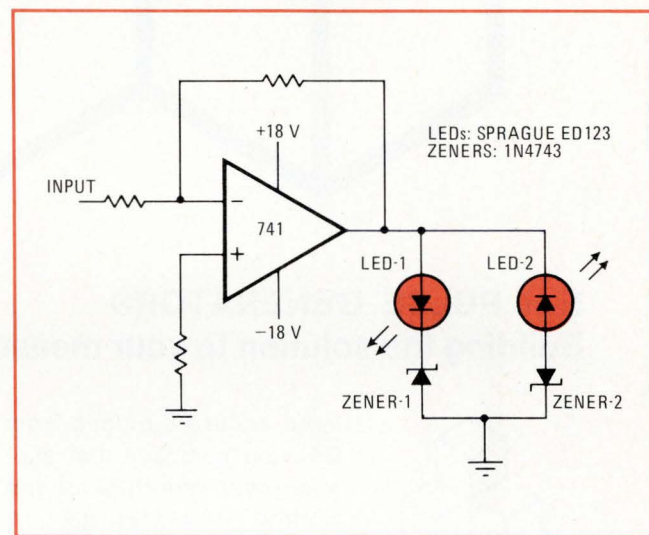
by Don DeKold  
Santa Fe Community College, Gainesville, Fla.

A pair of light-emitting diodes, along with a pair of zener diodes, can serve as a simple visual voltage monitor. For instance, if the two LED/zener combinations are placed at the output of an operational amplifier, they will indicate when the magnitude of the op amp's voltage exceeds a certain maximum, and whether this overvoltage is positive or negative.

For the circuit shown, LED-1 lights if the op amp's output is greater than +15.5 volts dc; about 13.9 v is dropped across zener-1 and about 1.65 v across forward-biased LED-1. In this case, LED-2 is back-biased, and no current flows through it or through zener-2. LED-2 lights for an op amp output of -15.5 v dc, while LED-1 is back-biased and remains dark.

The internal short-circuit current limiting of the op amp prevents the current flow through either forward-biased LED from exceeding 18 to 20 milliamperes. This current level allows the LEDs to glow brightly enough for you to see them easily in a well-lit room.

For an ac output signal, both LEDs will light on alternate half cycles when the signal level is more than 31 v peak-to-peak. If the signal frequency is fast enough, each LED will appear to be lighted continuously. When a pair of well-matched zener diodes is used, this feature lets you detect the op amp's output offset voltage with-




**Voltage monitor.** Light-emitting diodes glow when op amp output voltage exceeds a maximum level, 15.5 volts dc in this case. For a positive overvoltage, LED-1 lights; for a negative overvoltage, LED-2 lights. Both LEDs light for an ac output of more than 31 v pk-pk.

out a voltmeter. By noting which LED lights first when the level of the amplified signal is increased, you can deduce the presence of an offset voltage as well as its polarity.


The diode loading across the op amp's output also serves to limit voltage to the maximum 15.5-v level, but it does not affect signal voltages that are less than this amplitude. □

Engineer's Notebook is a regular feature in Electronics. We invite readers to submit original design shortcuts, calculation aids, measurement and test techniques, and other ideas for saving engineering time or cost. We'll pay \$50 for each item published.



## E-H PULSE GENERATORS

Building the solution to your measurement problem.



Fast, accurate pulses from E-H, the company that supplies over one-third of the world's pulse generators. A line so complete that you will find exactly the specs you need.


Take the 129, for example. It's used in more sophisticated R&D applications than any other pulse generator. It's capable of 500 MHz — with a transition time specification of 500 psec.

Or the versatile 135A with all the capability you would ever need as a workhorse for your production line.

\$395 is the cost of our 50 MHz Model 710. For this you get a pulse generator that gives you all the basic testing capabilities and a clean pulse.

All these and more — a line of 20 of the world's best pulse generators.

For complete specifications, including a convenient selection chart, use the bingo card, or call us direct.



**E-H Research  
Laboratories, Inc.**

515-11th Street, Box 1289  
Oakland, California 94604  
(415) 834-3030



## Microwave devices become more interchangeable

Because of recent advances in high-frequency technology, you should **revise the tradeoffs you've been making between microwave devices.** Bipolars, what with better metalization and tighter electron-beam photolithography, now have an  $f_t$  as high as 8 gigahertz, a region traditionally reserved for FETs. On the other hand, ion-implanted gate structures and better alignment techniques have made **high-impedance FETs an alternate both to bipolars in the 1- to 6-GHz region and to Impatts at 10 GHz and above.** At the same time, Impatt and avalanche diodes are now contenders for power applications at frequencies as low as 6 GHz, as well as on their home ground of X band and up.

## How to match a scope to a pulse

Here's a rule of thumb for determining how much bandwidth (f) a scope must have to be capable of handling a pulse of specified rise time (t). Let  $ft = 0.35$ , where f is in hertz, and t is in seconds. This means that, to see a pulse with a rise time of 10 nanoseconds, you need a scope with a bandwidth of at least 35 MHz.

## How to run your calculator from a rechargeable battery

Although most handheld electronic calculators are battery-operated, they use ordinary carbon-zinc batteries and not rechargeable alkaline units. But it's easy to modify your calculator so that it accepts long-life rechargeable batteries and gives you the benefit of their lower operating costs. A small  $\frac{1}{8}$ -watt resistor is all that you need, says John R. Nelson of Marion, Iowa. **Simply install the resistor across the calculator's ac power adapter jack, between the wire going to the computing circuitry and the wire going to the battery supply.** The resistor allows the batteries to trickle-charge whenever the calculator's ac adapter is plugged in. **The charging current is typically 15 to 20 milliamperes for a resistor value of 100 ohms.**

This resistor value can be computed more precisely from this equation:  $R = (E_C - E_B)/I_C$ , where R is the resistor value,  $E_C$  is the charging voltage (the ac adapter output voltage under a light load),  $E_B$  is the battery voltage (the open-circuit voltage at the beginning of the charging period), and  $I_C$  is the desired charging current.

## A different breadboard

Prepunched breadboards, called bridgeboards, have orthogonal conductor patterns already in place, and make it easy to wire up and test a circuit and then change the components if necessary. **After a component is inserted, the conductor pattern is simply bridged over with a soldering iron.** Available from Pico Inc., 1001 Vine St., Liverpool, N.Y., 13088, these boards have conductor patterns in a variety of spacings and can handle both discrete and IC packages.

## Standards listed from A to X

The latest IEEE Standards Catalog, an old standby for EEs, is now available. **The new 32-page 1974 edition lists more than 350 standards publications** by their subject—from accelerometers to X rays—as well as by their numbers. You can get a single copy free from the IEEE Standards Department, 345 E. 47th St., N.Y., N.Y. 10017.

# The Prime Computer

**A totally new way to buy, use and upgrade computer systems.**

The Plan introduces the first two-year guaranteed trade-in schedule. This program fully protects your computer investment when it's time to expand. Grow as much and as fast as you wish. The Plan will back you all the way.

The Plan protects your budget by eliminating arbitrary system packaging. You only buy what you need. With 3 discount schedules, you need pay as little as possible.


The Plan also protects your software investment. Only Prime offers upward and downward system compatibility. Without modification.

The Plan offers a whole new maintenance procedure, too. Built-in integrity checks can isolate a fault to a circuit board and maintenance is as simple as replacing the board.

There's even a program called Air Spare. It's fast delivery of a backup board and low-cost repair of the defective one.


Everything we offer at Prime, hardware, software and support, works together as a logical system, be it large or small. You can put together a powerful, reliable, easy-to-use computer system at a better total system price than ever before possible. The Plan shows you how.

Read on.



## **Plan on a guaranteed trade-in**

You can start your system with any Prime Computer. If, for any reason it isn't the best one to handle expanding applications, trade it in. Trade all of it or



parts of it. Trade whatever is standing between you and better performance.

For instance, to upgrade from a Prime 200 to a 300 processor, simply trade in the original processor board. You can then plug in a fully equipped\* Prime 300 for \$5000 (less a 50% trade-in credit for certain optional features on the

original processor).


You can also elect to keep the original processor as a spare. The cost is only \$1000. Keep your original power supply, memory and chassis, too. Or selectively upgrade any of them under similar trade-in arrangements.

Of course, all the software written on the original system

\*Standard features include: virtual memory, restricted execution mode, memory protection, byte parity, extended direct addressing, integer multiply/divide, direct memory access system, automatic program loaders and microverification

# User Plan.

will run on the new one without modification. Only Prime makes this possible. Only the Prime Plan guarantees it.



## Plan on unheard of compatibility

*You can write real-time and time-independent programs on any Prime processor, in any language, under Disk Operating System control, or as stand alone programs, using a common set of support packages. You can then execute the developed programs on the same or any other Prime processor under Disk or Real Time Operating System control, or as stand alone programs—without modification. Furthermore, the Prime 300 supports a multi-user, virtual memory version of the Disk Operating System (DOS VM) and a foreground/background version of the Real Time Operating System (RTOS VM).*

Choose Any Processor	Choose Any Development System	Choose From Support Packages
100 200 300	DOS  Stand-Alone	File Systems Libraries Utilities IOCS Drivers
Choose Any Language	Choose Any Operating System	
Macro Assembler FORTRAN BASIC	DOS RTOS Stand-Alone	

## Plan it right, right off

The right combination of computer resources are all here and they're yours to select.

Pick a processor. Enhance it with options if you wish. Select memory size and speed. Add peripherals and controller.

		PROCESSOR					
		100		200		300	
Memory	First Increment	4K	8K	4K	8K	8K	8K
	Cycle Time	1 $\mu$ sec	1 $\mu$ sec	750 nsec	750 nsec	750 nsec	600 nsec
	Parity	no	no	yes	yes	yes	yes
Chassis	5 Slot	x	x	x	x		
	10 Slot	x	x	x	x	x	x
	17 Slot	x	x	x	x	x	x
Features	Battery Backup		x		x		x
	Automatic Prog. Load		x		x		x
	Direct Mem. Access		x		x		x
	Integer MUL/DIV		x		x		x
	Extended Direct Addressing				x		x
	Microverification				x		x
	Single Precision Floating Point Arith.				x		x
	Double Precision Floating Point Arith.				x		x
	Writeable Control Store						x
	Virtual Memory						x

Then package the electronics in the right size chassis and you're done. We'll provide the right power supply to handle whatever you put together.

There are no arbitrary restrictions. No surprises, either. With the chart above you could start planning now.

## Plan on running full time

Prime service is every bit as sound as its technology. It's just as inventive, too. For instance, you can pick a full service contract or choose to use our services only when required. In either case we maintain a nationwide network of service and customer service representatives. They're ready to help.

We even have a way to hold maintenance costs to an absolute minimum. We call our idea Air Spare. For \$200 we'll loan you a spare (processor, memory or controller). We'll then repair the faulty unit while you keep on running. And better than running, the whole replacement is handled by air express.

Read more about it in the Plan.

## One more thing to plan on

The Prime Computer User Plan is a unique and remarkably logical document. You've just been treated to a sampling here. For the first time you'll know everything to expect in a computer system. Read the Plan. Send for it today.

To: Prime Computer Inc.  
23 Strathmore Rd.  
Natick, Ma. 01760

- Send the Plan  
 Send Planner (He'll call for an appointment.)

\_\_\_\_\_  
Name

\_\_\_\_\_  
Title

\_\_\_\_\_  
Company

\_\_\_\_\_  
Address


\_\_\_\_\_  
City State Zip

# PRIME

# Caught in the le


## At MEPCO/ELECTRA, we're taking action on three fronts...

Everyone figures the lead-time crunch will pass. At MEPCO/ELECTRA, we're not waiting for it to pass. We're taking immediate action in the form of a **3-pronged commitment** to our customers. We're building for increased capacity. We're broadening our product base and we're organized for action.



## We're building for increased capacity.

Our five divisions are running multiple shifts, giving us maximum production activity from every square foot. In addition, we are adding new facilities at three of these locations. Six new metal film production lines will be coming on stream in the next 12 months. In the last three years we've tripled our volume and within two more we'll have doubled it again; with all facilities highly automated, computer-monitored and programmed.



## We're broadening our product base.

Part two of our commitment to action is the development and addition of new products that complement our existing lines. This expansion will come via our Product Research and Development organization and selected acquisitions.



## And we're organized for action.



Each product line operation is treated as an independent business with its own Product Operations Manager, Customer Service Representative and Manufacturing team. Each Product Operations Manager has total responsibility for all operating aspects of his product line which means, each customer order moves faster because of greater control. A problem can be identified and eliminated **before** it becomes a crisis.



# Lead-time crunch?

## We're keeping a weather eye on the future.

Speed isn't everything. You also demand quality over the long haul. That's why you buy MEPCO/ELECTRA products, and that's why, in the whirl of our expansion activities, we're watching out for your needs today, tomorrow and keeping an eye on your long term requirements.

## It's working!

That's our program. Plan, design, build or buy—to get ourselves and our customers safely and successfully through the lead-time crunch. While we keep our pricing sharply competitive, and continue as your best single source for resistors, capacitors and resistor networks. Whether you're into EDP, consumer electronics, communications, industrial control, or military programs, MEPCO/ELECTRA can supply your total passive components needs—faster and better every day.



## Talk to the man from MEPCO/ ELECTRA



**MEPCO/ELECTRA, INC.**  
A NORTH AMERICAN PHILIPS COMPANY


Sold through  
North American Philips  
Electronic Component Corporation

#### FACTORY LOCATIONS:

Columbia Road,  
Morristown, New Jersey 07960

11468 Sorrento Valley Road,  
San Diego, California 92121

P.O. Box 760,  
Mineral Wells, Texas 76067



**DEC,  
EAT YOUR  
HEART  
OUT.**

For the past few months, DEC has been the biggest name in real-time and disk-based standard operating systems.

But the picnic's over.

Now we've got two new standard hardware/software systems. And both of them have price/performance stories that can beat the socks off DEC's corresponding models.

## **SAVE \$20,000 ON OUR NEW DBOS.**

DEC's disk-based systems will run you about \$60,000.

Our DBOS-II is only \$39,500 and it's superior to any disk-based system on the market.

If we haven't got your attention yet, maybe we should mention that our DBOS-II lets you do more computation with less memory in far less time.

You get faster program generation because we give you both scientific and commercial languages.

While other systems are confined to either interactive or batch operation, DBOS-II offers a combination of both. Plus a comprehensive file management system, text editors, interactive debug routines, mathematical functions and commercial libraries. That explains our faster program implementation.

As for program execution, we do it faster because the heart of our system is the SPC-16/65 minicomputer which has the most powerful instruction set available and therefore requires less memory.

## **AND UP TO \$40,000 ON OUR NEW RTOS.**

If you want to combine your program generation and computation with control of real-time tasks, DEC's RSX-11D will set you back more than \$80,000.

Our new RTOS-II will do the job for \$46,950. And if you don't need a line printer and card reader, we can start you out at \$29,950.

RTOS-II has all the advantages of DBOS-II in background, with a very responsive foreground for handling events that occur in real time.

And compared to DEC's RSX-11D, we pack more power and features in far less memory.

You can tailor our system to fit your application starting with as little as 16K memory, expandable to 128K.

## **NOW IT CAN BE TOLD.**

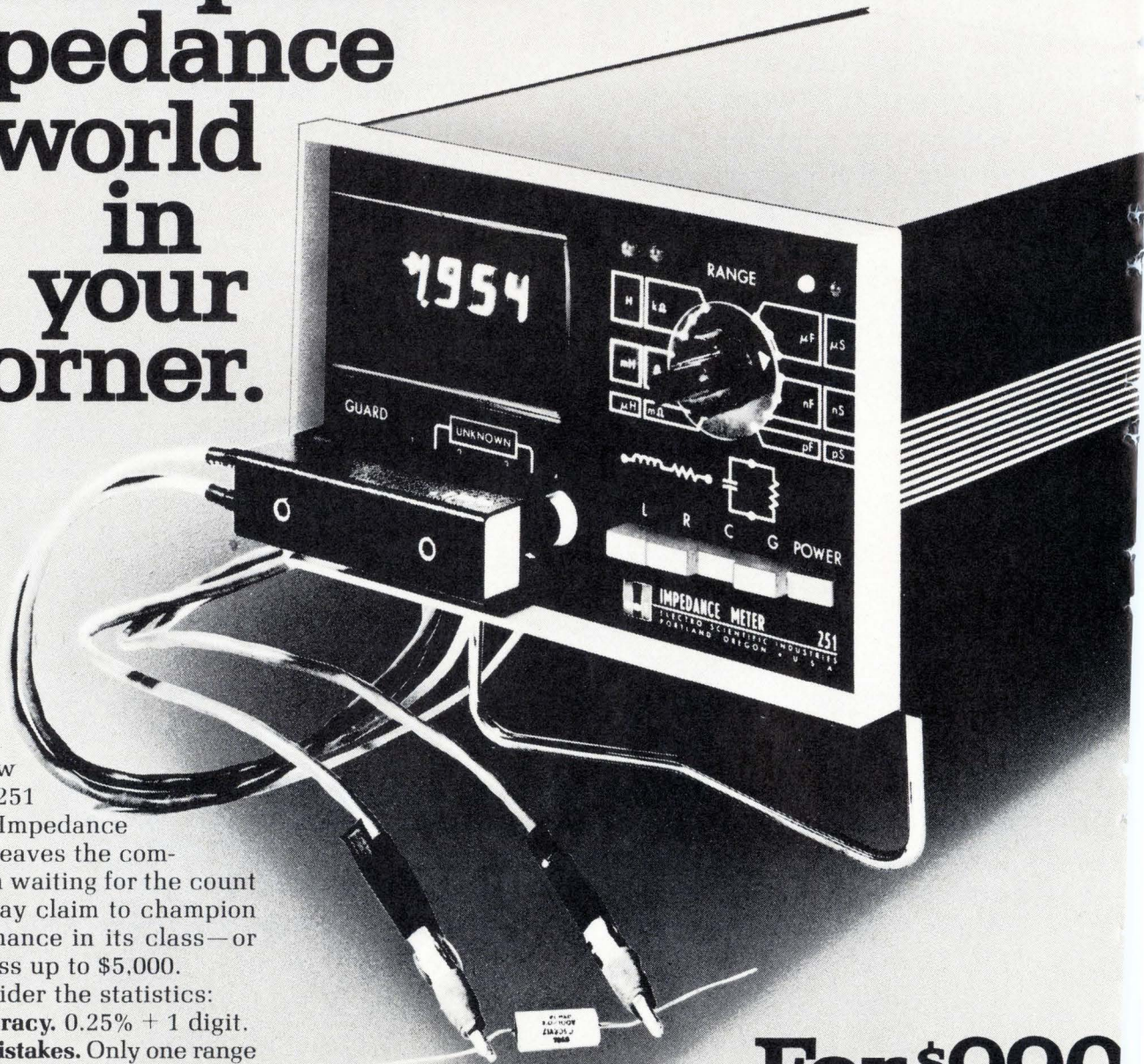
Some manufacturers go to incredible lengths to protect their juicy trade secrets.

We publish ours.

The reasons we can give you price/performance advantages are all spelled out in "The Value of Power." For a free copy, or for more information on RTOS-II or DBOS-II, write General Automation, 1055 South East Street, Anaheim, Calif. 92805. If you're in a hurry, call (714) 778-4800.

# **GENERAL AUTOMATION**

# Put this new lightweight champ of the impedance world in your corner.



Our new Model 251 Digital Impedance Meter leaves the competition waiting for the count as we lay claim to champion performance in its class—or any class up to \$5,000.

Consider the statistics:

**Accuracy.** 0.25% + 1 digit.

**No mistakes.** Only one range knob to set.

**Quickness.** A dozen different components can be measured in the time it takes to make one manual bridge balance.

**Versatility.** Automatic inductance (L), resistance (R), capacitance (C), and conductance (G) measurements.

**Guard.** External guard terminal available at front panel to eliminate effects of stray shunt impedances.

**Eyesight.** High intensity 3½-digit display with overload blanking to prevent false readings.

Circle 150 on reader service card

## Mobility.

Rugged solid-state, packed into a compact 10-pound frame.

The 251 undoubtedly will be compared to ESI's manual Model 250DE Portable Impedance Bridge—used by thousands around the world—but our new digital machine is in a class by itself. For complete data on the new champion, call or write: Electro Scientific Industries, 13900 N.W. Science Park Drive, Portland, Oregon 97229, Phone (503) 646-4141.

# For \$990

**esi**  
ELECTRO  
SCIENTIFIC

Openings:  
Application Engineer  
Product Manager.

# IC simulates power transistor

Fast-switching, three-terminal monolithic circuit includes 'self-defense' against destructive current, voltages, and heat

By George Sideris, San Francisco bureau manager

A "power transistor" that protects itself—and anything connected to it—from shorts and overloads is seen by its designer, Robert Dobkin of National Semiconductor Corp., as the start of a new trend in power-device technology. He also expects the LM195 to rewrite the economic rules that apply to control circuits.

The LM195 is a three-terminal monolithic circuit that simulates a 40-watt transistor with unusually high switching speed. Worked into the chip are some 50 components that drive and protect a large, multi-base, multi-emitting npn power transistor that gives the device a gain over 1 million. The protective circuitry makes the chip blowout-proof at output currents to 2 amperes and at input and output operating voltages to 40 volts. Current-limiting and thermal-shutdown circuits on the chip disconnect the power stage if output current exceeds 2 A or if the chip gets hotter than 165°C.

Even if the chip itself is destroyed by highly excessive operating voltages, it continues protecting. Instead of becoming a short, as does a conventional power transistor, a blown-out LM195 becomes an open that causes the load to be shut down. Thus, says Dobkin, the device provides "absolutely reliable protection under any kind of overload." The devices are tested to 42 v, but can withstand higher transients.

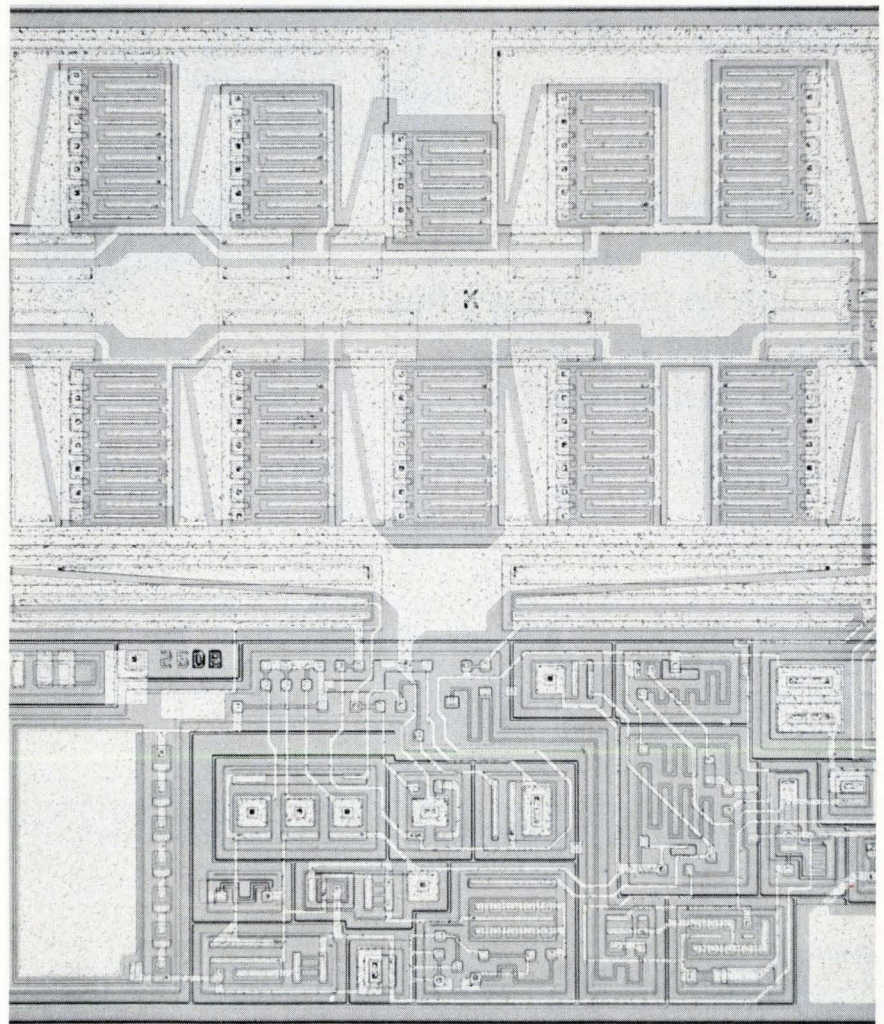
However, the LM195 costs five times as much as conventional power transistors in hermetically sealed cans. Dobkin maintains that is really a bargain when one considers the cost of replacing relays, solenoids, logic cards and other destructible loads, or the cost of buying and

assembling discrete protective components, bulky heat sinks, and such short-proof accessories as armored, waterproof cables for industrial control lines.

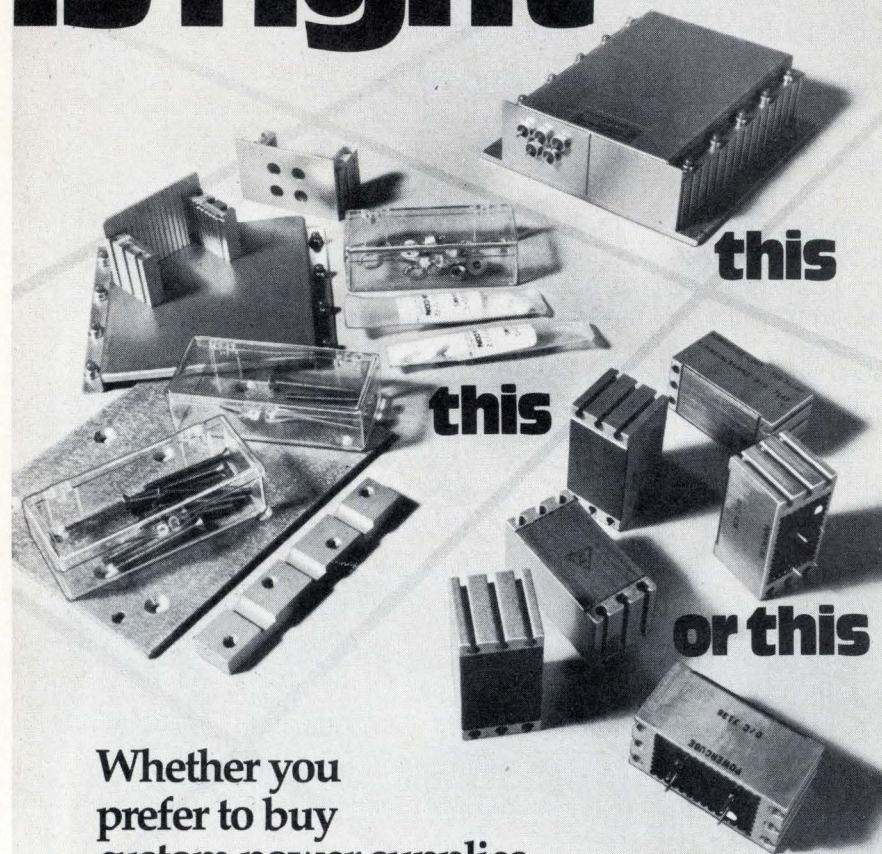
As a power transistor, the LM195 has no discrete counterpart. A simplified schematic looks like a pnp

driving an npn Darlington. The three terminals represent the base, emitter, and collector of an npn transistor. There the similarity ends, because high powers can be switched by the LM195 at high speeds with very low input signals. Furthermore, current-limiting al-

**Power chip.** Upper section is the output-power transistor—10 small transistors connected in parallel with a common collector. At bottom is input, protective, and control circuitry.



# The choice is right



Whether you prefer to buy custom power supplies or build in house, the choice is right.

With Powercube, you can select exactly what you need in power modules, depending on your requirements for size, weight, environment, ruggedness, sophistication, and, naturally, power. We've freed you from all design problems.

Choose Cirkircuitblock™ modules. Or choose Cirkircuitblock modules with enclosure kits. Or choose complete, tested Block-Pac™ assemblies of Cirkircuitblock modules in optimum thermo-mechanical designs. Even custom power supplies and converters become "off-the-shelf standards" when Cirkircuitblock modules and hardware are chosen.

Cirkircuitblock modules and enclosure kits are available from stock.

All the more reason for relying on Powercube to supply your power needs. Get the full story in our fully-illustrated Power Module Application Handbook. Write for your free copy today.

## New products

allows any number to be driven in parallel to multiply output current, regardless of the matching of the parameters from device to device. The switching threshold is only 2 volts, and the switching time is only about 500 nanoseconds from off to saturated on, or vice-versa. Input base current is 3 microamperes or less throughout the input voltage range of 0 to 42 v. Thus, there is an ideal interface between low-power control circuits and loads—a single C-MOS gate, for example, could drive more than 100 LM195s.

Though current-limiting starts at 2 A of output current, thermal shutdown normally limits the practical operating current to from about 2 A at 20 v to about 1 A at 40 v. A full 40 w can be handled in switched-driver applications, since the short transition times (during which the transistor is resistive) help reduce power dissipation and heating on the chip. In comparison, Dobkin points out, conventional transistors with a 120-w maximum rating are normally restricted to 40-w operation by the unavailability of infinite heat sinks.

He does recommend the LM195 be put on a heat sink at the higher power levels, such as when 30 w or more must be switched. But the heat sink can be relatively small, and there is no need to add a thermal-cutoff switch to prevent overheating, he says.

Power dissipation is package-limited, as usual. Dobkin recommends air-cooling at the normal driver power range of 10 to 15 w.

Dobkin is already planning still larger transistors. Meanwhile, National Semiconductor will have the device in stock this month in three versions: LM195, with a maximum operating voltage of 42 v from -55 to +150°C and LM295, 42 v from -25 to +150°C, and LM395, 36 v from 0 to +125°C. They are available in TO-3 cans at 100-up prices of \$17, \$10 and \$5, respectively. The devices will also be made available in solid-Kovar TO-5 packages, the company says.

National Semiconductor Corp., 2900 Semiconductor Dr., Santa Clara, Calif. 95051 [338]



**POWERCUBE CORPORATION**  
214 CALVARY STREET, WALTHAM, MASS. 02154 (617) 891-1830  
SUBSIDIARY OF UNITRODE CORPORATION

# Our customers...



## what do they say about Rotron fans and blowers?

When a company is chosen to supply air moving devices and systems to so many of the best known and most respected names in American business, it says something about that company.

About the quality of its products.

About the level of its engineering abilities.

About the realism of its pricing.

About all the things intelligent, sophisticated buyers of fans and blowers find important.

It says, we think, that Rotron® is a company *other* buyers would like to know better.

Buying is believing.




**ROTRON INC.**

Woodstock, N.Y. 12498 □ 914 • 679-2401 □ TWX 510-247-9033

Pacific Div., Burbank, Cal. 91506, 213•849-7871 • Rotron B.V., Breda, Netherlands, Tel.: 49550, Telex: 844-54074

16314

# Some data generators can do only **one** thing.



# But S-D's Model 229 offers **all** these capabilities:

- 1. Single/Dual Channels** 32/16 bits with variable word length. Variable delay between channels. Data rate to 10 Mbps. Output formats: RZ (with variable width) and NRZ. Adjustable output levels.
- 2. Psuedo-random** sequence generator with word lengths from 15 to 32,767 bits per word.
- 3. Comparator** bit-by-bit error check simultaneous with data generation for full duplex operation with either pseudo-random or programmable data patterns.

All of this capability comes standard on Systron-Donner's Model 229 for \$2,025.00. Remote programming and error display are optional. Applications include testing of tape/disc memory systems and high speed digital communication systems. Get in touch with us and we'll tell you about others especially suited for the 229.

For details or a demo, contact your Scientific Devices office or Systron-Donner, Datapulse Division, 10150 W. Jefferson Blvd., Culver City, CA 90230. Phone (213) 871-0410.

SYSTRON  DONNER



### Components

# Gas-discharge display is simple

Multidigit readout uses low-cost materials and assembly technique

Promising to help fill the expanding market for gas-discharge displays, a new type offers broad versatility and low production cost. Diacon's DiaDigit display, using low-cost materials and assembly, is aimed at what the company says is a prospective \$50 million market, now only half served by gas-discharge displays because of product shortage. The Diacon display is now priced at \$1 per digit, but lower in quantity purchases.

The \$50 million, Diacon says, is the market that neon-discharge displays could capture if supplies of the readouts were adequate.

The new multidigit gas-discharge display is used or will be used shortly in such applications as electronic instrumentation—digital voltmeters, multimeters, and panel meters; business equipment such as copiers, computers, calculators, cash registers, point-of-sale and other computer terminals; and in consumer items, including clocks, stop-watches, appliances, radio and TV receivers, and automobiles. Duane Manning, manager of displays at Diacon, says, "We are equipped even now for extremely high-vol-

ume runs." He also feels that the process will lead to substantial reduction in manufacturing cost by 1976. The product requires relatively little labor.

Diacon's display is similar in principle and operation to the Sperry and Burroughs seven-segment displays, but it is mechanically different. The Diacon display uses a dual in-line package, assembled much like an integrated-circuit package, with the leads emanating from the sides for easy circuit-board use without a special socket. The multidigit displays will be offered as standard parts in heights of 0.16, 0.30, 0.5 and 1 inch, with varying numbers of digits and symbols. A special attraction of the displays to users, however, is the simplicity of custom variations. Manning says that the company was able to prepare a special stop-watch display for only \$7,000 in special tooling.

Because of its simple construction, only four parts are used in the display. All are inexpensive and readily available. Two are simple window glass, and the others are nickel/iron alloy lead frames etched or stamped to form the package leads, plus the masks and segments that form the image. One lead frame is attached to each glass with a glass-slurry mixture, then the whole assembly is fastened together by means of a hot cap sealer. Then the package is evacuated, charged with a standard neon gas mixture, and sealed. Patented processes are used by Diacon for its glass-ceramic IC packages, and both materials and techniques contrast strongly with those of other displays. One competing display, for example, uses a special glass-filled ceramic base, and the segments are welded to metal terminal pins. Eight welds are needed for each digit. Likewise, the glass in this display has a relatively expensive thin-film tin-oxide coating on its face to form the anode, and this, Diacon says, results in a significant addition to production costs.

Diacon claims a projected cost of only 30 to 50 cents per digit. In addition to simple construction, the use of a metal frame with slots for the discharge results in an especially

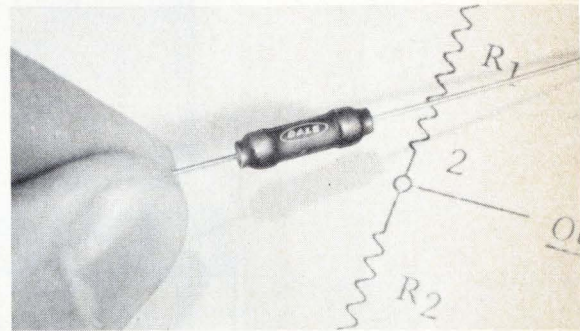
sharp, high-contrast orange display that has the segments defined by the mask.

Like other gas-discharge displays, the DiaDigit requires a high-voltage (about 170-volt) drive, and this is its principal disadvantage. However, MOS circuits are now available for this application. Power requirements are relatively low.

Diacon, Inc., 4812 Kearny Mesa Road, San Diego, Calif. 92111 [341]

## Voltage-divider networks aimed at precision tasks

Special-purpose voltage-divider networks use combinations of discrete film resistors to meet the voltage-division needs of precision power supplies. The units can also be used in




applications that require precision tracking of ratio and stability of ratio in high-voltage equipment. Resistors within the network can be provided with up to these maximum specifications: 167 megohms resistance, 7 kilovolts, and 1/2-watt power at 70°C.

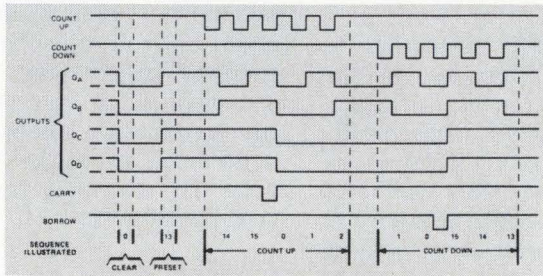
Dale Electronics Inc., Box 609 Columbus, Neb. 68601 [345]

## Orange LEDs cost the same as red readouts


A series of orange gallium-arsenide-phosphide light-emitting diodes are priced the same as equivalent red LEDs. The Orange-Lit 30 is priced at 65 cents in 1,000-lots, and the model 31 is a miniature LED priced at 42 cents in the same quantity. Radiating area of the model 30 is 0.2



# If the timing diagram says your logic should look like this...



## ...now you can see if it does.



### Introducing the Glitch Fixer: Biomation's new 810-D Digital Logic Recorder makes any scope a data stream display.

Analyzing a complex logic circuit—especially asynchronous logic—used to be a tough assignment. No longer. Not if you put Biomation's new Glitch Fixer—the 810-D Digital Logic Recorder—between your troubled circuit and any oscilloscope. It lets you record up to eight digital signals simultaneously. Presents them in the same format you're used to seeing on data sheets. And lets you expand the 250-bit data line (x5) to get a closer look at what you've got.

Best of all, it features an input latch that grabs hold of any random logic pulse—the glitch you're looking for—as narrow as 30 nanoseconds.


Here are some other features to mull

- over: records 8 logic channels using 1 MΩ inputs
- selectable logic thresholds, including TTL and EIA levels
- synchronous clock input to 10 MHz or internal clocking selection from 20Hz to 10MHz
- storage of selected data ahead of trigger
- digital output for computer analysis or mass storage.

The Glitch Fixer is a new basic piece of diagnostic instrumentation designed for (and at the request of) logic circuit designers and troubleshooters. If you work with logic circuits, our 810-D Digital Logic Recorder will do the job. For \$1950 (without display). Get the product literature and see for yourself. Write, wire, or phone Biomation at 10411 Bubb Road, Cupertino, CA 95014, (408) 255-9500, TWX 910 338 0226.

# biomation

## New products




inch and the viewing area extends 0.140 inch beyond the face of the mounting clip; brightness is 0.8 millicandela. The model 31 is intended for large-volume applications and is rated at 0.3 millicandela.

Litronix Inc. 19000 Homestead Rd., Cupertino, Calif. 95014 [346]

### Integrated switch-drivers operate from 10 to 200 MHz

A series of integrated switches and drivers is designed to provide rf control from 10 to 200 megahertz. The



units, which are housed in 24-pin DIPs, require no bias connections or dc blocks in the rf lines. The driver inputs are TTL-compatible and have built-in fail-safe provisions. If the input-gate level is open-circuited, the switch goes to an isolation state.

LRC Inc., 11 Hazelwood Rd., Hudson, N.H. 03051 [347]

### Wire connector eliminates insulation stripping

A device called a screw wire connector is designed so that wires can be connected without stripping insula-

# Fastest.

This new wide band inverting op amp is so fast no other monolithic device can match its speed.

Until now the only way you could obtain the performance speed of our new HA-2530 wide band inverting op amp was with expensive discrete modules. Say at around \$50 each. Now, for far less money you can have it all on

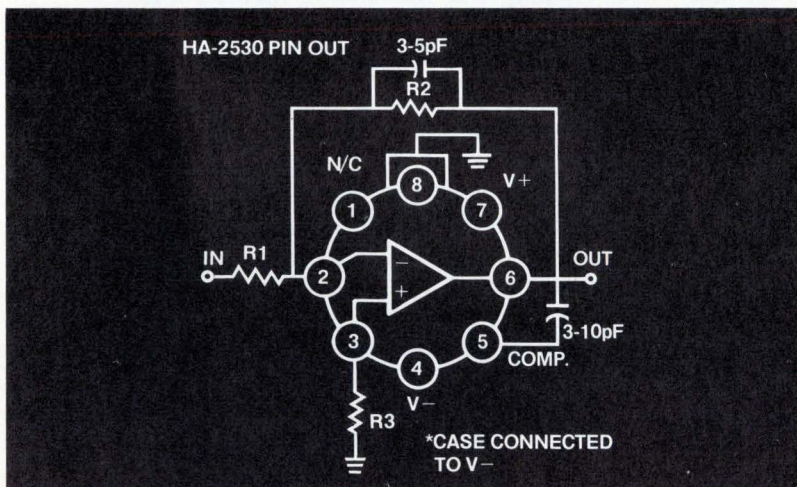
one cost-saving chip. For example, typical slew rate at + 25°C is 320V/μS, settling time (0.1%) is 550nS. No other monolithic op amp can match these speeds. Application range is excellent, too. Among applications are video

summations, high speed integrators, wave form generators, coaxial line drivers, and fast D/A outputs. For details see your Harris distributor or representative.

#### Features:

Offset voltage	0.8mV
Average offset voltage drift	5μV/°C
Slew rate	± 320 V/μS
Power bandwidth	5 MHz
Gain bandwidth	70 MHz
Settling time	550nS
Open loop voltage gain	140db
Power consumption	100mW
Supplied	TO-99 pin out
	100-999 units

HA-2535	0°C to +70°C	\$14.30
HA-2530	-55°C to +125°C	\$33.00



# Harris




**HARRIS**  
**SEMICONDUCTOR**  
A DIVISION OF HARRIS-INTERTYPE CORPORATION

P.O. Box 883, Melbourne, Florida 32901  
(305) 727-5430

**WHERE TO BUY THEM:** ARIZONA: Phoenix—Liberty, Weatherford; Scottsdale—HAR (602) 946-3556 CALIFORNIA: Anaheim—Weatherford; El Segundo—Liberty, Glendale—Weatherford; Long Beach—HAR (213) 426-7687; Mountain View—Elmar; Palo Alto—Weatherford, HAR (415) 964-6443; Pomona—Weatherford; San Diego—Liberty COLORADO: Denver—Elmar, Weatherford WASHINGTON, D.C.: HAR (202) 337-3170  
FLORIDA: Hollywood—Schweber, Hamilton; Melbourne—HAR (305) 727-5430 GEORGIA: Atlanta—Schweber ILLINOIS: Chicago—Schweber; Schaumburg—HAR (312) 894-8824; Schiller Park—Hamilton INDIANA: Indianapolis—Pioneer KANSAS: Lenexa—Hamilton MARYLAND: Baltimore—Hamilton; Rockville—Schweber MASSACHUSETTS: Lexington—R&D; Waltham—Schweber; Wellesley—HAR (617) 237-5430 MICHIGAN: Livonia—Hamilton; Troy—Schweber MINNESOTA: Edina—Hamilton; Minneapolis—Schweber, HAR (612) 432-6111 MISSOURI: Hazelwood—Hamilton NEW JERSEY: Cedar Grove—Hamilton; Mt. Laurel—Hamilton; Somerset—Schweber NEW MEXICO: Albuquerque—Weatherford NEW YORK: Melville—HAR (516) 249-4500; East Syracuse—Hamilton; Syracuse—HAR (315) 463-3373; Rochester—Schweber; Westbury—Schweber NORTH CAROLINA: Raleigh—Schweber OHIO: Beachwood—Schweber; Cleveland—Pioneer; Dayton—Pioneer, HAR (513) 226-0636 PENNSYLVANIA: Wayne—HAR (215) 687-6680 TEXAS: Dallas—Hamilton; Weatherford, HAR (214) 231-9031; Houston—Weatherford WASHINGTON: Seattle—Liberty, Weatherford.

**LEGEND FOR HARRIS SALES OFFICES & DISTRIBUTORS:** Harris Semiconductor (HAR); Elmar Electronics (Elmar); Hamilton Avnet Electronics (Hamilton); Harvey/R&D Electronics (R&D); Liberty Electronics (Liberty); Pioneer Standard Electronics (Pioneer); Schweber Electronics (Schweber); R.V. Weatherford Co. (Weatherford); Western Radio (Western).



**“You’ve gotta be kidding.  
A battery-powered design like that  
would need a dense, static CMOS RAM  
with a 200 nanosecond access time  
and around 2 microwatt stand-by  
power.**

**“No way you’re going to find  
an outfit that can hack that.”**

**Give him  
the good news!**

Our new S2222 512x1 CMO  
RAM does it all. It combines the highest density and  
performance with the lowest power requirements on the market  
—three more firsts from Number One. For complete information,  
write AMI, 3800 Homestead Road, Santa Clara, CA 95051

Phone: (408) 246-0330.

Or call your distributor.

**AMI**  
AMERICAN MICROSYSTEMS, INC.

# Here's that dense, static CMOS RAM.

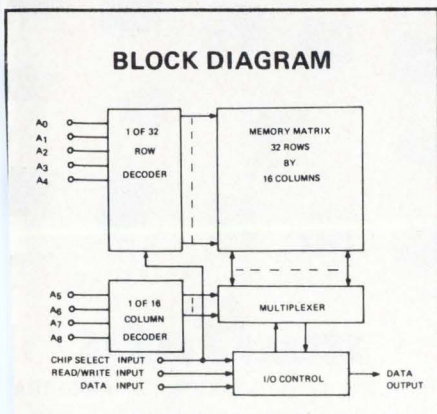
Our S2222 is a 512 word by one-bit RAM, constructed with silicon gate CMOS devices integrated on a monolithic array. Fully decoded on the chip, this memory uses DC stable (static) storage elements and needs no refresh to operate. The memory matrix is organized as 32 rows by 16 columns. High-speed operation and micropower supply requirements make our new RAM ideal for applications where you have to conserve electricity or use a battery.

You can't beat its performance, either. It has a 200 ns access time and 420 ns cycle time, with power dissipation of less than  $5 \mu\text{w}/\text{bit}$  and typical stand-by power of just  $4 \text{ nW}/\text{bit}$ . Since it is static, the data can be read without interruption. Maximum power dissipates only when the inputs change.

The unique circuit design lets the chip select precharge the internal nodes which minimize the power dissipation and maximize the performance. And for greater density, it is designed with five transistors per cell. All in all, it's the densest, lowest powered CMOS RAM ever produced.

## S2222 Specifications

- Access time: 200 ns at room temperature.  
300 ns at military temperature range.
- Cycle time: 420 ns
- Power dissipation: typically less than  $5 \mu\text{w}/\text{bit}$ .  
Stand-by power:  $4 \text{ nW}/\text{bit}$ .
- Power supply: single + 10 volt.
- Current sink output with "OR" tie capability.




# AMI

Circle 159 on reader service card

## New products

tion. Two steps are required to make the connection: the first is inserting the wires into the holes without stripping; then during step two,



a special spiral screw is inserted to full depth. This eliminates wire twining, twisting, crimping, soldering, and taping. No special tools are necessary—only a screwdriver. Benefits of the new method are: no exposed wires, no frayed or straying wires, and no loss of current-carrying capacity. A free sample of the screw wire connector is available upon request.

The Sloan Co., Box 367, Sun Valley, Calif. 91352 [343]

## Solid-state plug-ins replace industrial rectifier tubes

A line of solid-state plug-in tubes is designed to replace industrial rectifier tubes. The silicon units replace most gaseous and vacuum rectifier types with ratings up to 1,750 milliamperes and 60 kilovolts. Higher voltages and currents are available as special options. The new tubes




# Help college help you.

Businesses like yours gave over \$340,000,000 to higher education last year.

It was good business to do so. Half of all college graduates who seek work go into business. The more graduates there are, and the better educated they are, the more college serves the business community.

Your money was vital to colleges. It relieved financial pressures, made planning more flexible, and contributed to the kind of basic and applied research that puts new knowledge and technology at the service of industry.

So that colleges can continue to help you, give to the college of your choice now. For information on ways to do it, please write on your letterhead to Council for Financial Aid to Education, Inc., 6 East 45th Street, New York, N.Y. 10017. Ask for the free booklet, "How Corporations Can Aid Colleges and Universities."

 Council for Financial Aid to Education, Inc.  
Advertising contributed for the public good.



# Tansitor

Specialists in  
Tantalum Capacitors

## FOIL TYPES



Tubular Style  
CL, CLR or TE  
Elastomer or  
Hermetic Seals



Rectangular Packages  
CL or TE 51, 52, 53, 54  
Tantalum to Glass  
Hermetic Seal



Special Designs  
WF, TES, THS  
Volumetrically efficient  
Filter Capacitors



Custom Modules  
Wide range of ratings  
designed to meet  
your requirements

## WET TYPES



CL 65, CL 67, CLR65  
Elastomer or  
Hermetic Seals  
Standard or High Cap



Rectangular Packages  
CL or TE 55  
Hermetic Seal  
High Cap Values




Miniature Wets  
Most Volumetrically  
efficient Capacitor  
Low DC Leakage

## MINIATURE SOLIDS



Type HA Cylindrical  
Type TC Rectangular  
Axial or Radial Leads  
Subminiature size



Type ET and EZ  
Cylindrical, Axial Leads  
Metal Case Epoxy Seal  
Miniature size

For more information on TANSITOR capacitors, call your local Tansitor Representative, or contact:

### TANSITOR ELECTRONICS

Division of Aerotron, Inc.  
West Road, Bennington, Vermont 05201  
Phone: (802) 442-5473 TWX: (710) 360-1782


## New products

need no filament transformers and provide constant output and fast warmup.

Electronic Devices Inc., 21 Gray Oaks Ave.,  
Yonkers, N.Y. [348]

Crystal filters are  
made as single networks

A series of crystal filters in coldweld flatpacks are said to differ from most filters in that they are fabricated as single networks and are housed in hermetic cans, rather than being composed of collections of crystals in individual cans or coils, wired together and housed in larger



cans. This new method provides lighter, smaller packages that cost less than other types. Models available include two- three- and four-pole units covering the range from 350 to 525 kilohertz and bandwidth from 0.005% to 0.02% of selected center frequency.

Electronic division, Bulova Watch Co. Inc.,  
61-20 Woodside Ave., Woodside, N.Y. [349]

Optical sensor controls  
recorder's tape tension

An optical sensor is designed to control the tape tension on recorders. The series RS-10 is completely encapsulated and has a light-emitting diode that transmits infrared light, which is received by a phototransistor. The sensor converts rotational or linear mechanical motion into a usable voltage, compatible with TTL or DTL levels. Price is \$35 each in 100-lots.


Controlled Energy, 3296 Call Dr., Riverside,  
Calif. 92503 [350]

# SOLID STATE IF FILTERS FOR SOLID STATE RELIABILITY

## muRata CERAMIC IF FILTERS

Whether your application includes AM and FM entertainment receivers or communications and TV receivers, Murata has a solid state ceramic IF filter that can replace those tired, wound IF cans for increased performance and reliability with reduced size and cost. 455 KHz filters, 10.7 MHz filters, 4.5 MHz filters including bandwidths for the sharpest communications receiver specifications and bandwidths to meet the "flat-top" requirements of good FM and TV are all included in this, the industry's largest, line of ceramic IF filters.

Why not add solid state reliability to your entire IF strip? Write for complete technical information today, it's yours for the asking.



## muRata


MURATA CORPORATION OF AMERICA

2 Westchester Plaza, Elmsford, New York 10523

Telex: MURATA EMFD 137332

Phone: 914/592-9180

A Subsidiary of  
Murata Mfg. Co., Ltd., Japan



# Peripheral vision.

From the beginning, we have preferred concentration to diversification. We don't supply everything that attaches to your computer. But the things we do supply are the best.

What do we supply?

*Drum plotters.* We're the world's leading supplier of both hardware and software.

*Flatbed plotters.* Several years ago, we saw a need and an opportunity to expand the plotter's uses. The flatbed plotter allows a variety of materials to be substituted for paper; and it has expanded the

market for computer graphics, as well.

*Microfilm plotters.* Here, we got bigger by getting smaller. With microfilm. Our 1675 COM plotter/printer and our 2100 COM printer deliver the best price/performance in the industry.

*Disk memory equipment.* This was our second area of concentration. In a remarkably short time, we have become the leading independent supplier.

*Tape systems.* We've recently begun to concentrate on tape. The result is that

our new 1040 Tape Drive combines the features of others with our own experience. We intend to be a leader in this field.

The point is we have not grown by accident. Thirteen years after our beginning, we have become a leader in computer peripherals.

For information on peripheral products, call your local CalComp office, or contact California Computer Products, Inc., EM-M1-74, 2411 West La Palma Avenue, Anaheim, California 92801. (714) 821-2011.

**CALCOMP**

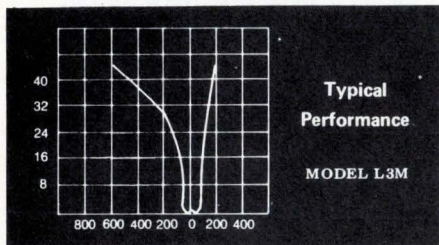
# LOOK WHAT'S NEW IN CRYSTAL FILTERS



## COLDWELD FLATPACKS!

THAT CUT COSTS  
SAVE SPACE & WEIGHT  
IMPROVE RELIABILITY

Bulova is putting a complete crystal filter network (crystals and capacitors) in coldweld flatpack cans. So now your filter requirements can be met with a unit that is truly a single component, not a handful of crystal cans and capacitors (or coils) wired together and stuck in a bigger can. Making the filter a single hermetic unit reduces the number of discrete components in your system, eliminating interconnections and cutting weight. You'll like the cost reduction, too! They are designed for p.c. board mounting with pins on standard 1/10" grid spacing. And they meet MIL Specs.



Typical Performance Model L3M-40 Frequency 455 kHz  
3 db Bandwidth, 125 Hz 3-pole response Note Space Saving!

Models with 2, 3 or 4-pole response are available now for a frequency range of from 350 to 525 kHz, bandwidths from .005% to .02%. Weight is only 0.3 oz. for the larger units and 0.15 oz. for the smaller size. Other models for other frequencies and band widths can be produced to meet specific requirements.

Want to know more? Write to



**BULOVA**

ELECTRONICS DIVISION  
OF BULOVA WATCH COMPANY, INC.  
61-20 WOODSIDE AVENUE  
WOODSIDE, N. Y. 11377 • 212 335-6000

In a Rush? Call (212) 335-6000 Ext 744


## New products

### Instruments

## Audio unit makes tape range wider

110-dB dynamic range can be recorded, while noise is reduced by up to 50 dB

Similar techniques to those used in the well-known Dolby system for noise reduction in commercial tape recording and fm broadcasting can also reduce noise and distortion in, and increase the dynamic range, of



instrumentation tape recorders.

The Burwen Laboratories model 2000 Perfectly Clear Audio Processor is a two-channel instrument that can increase the dynamic range of tape recordings to as much as 110 decibels, at a recording speed of 15 inches per second. Normally, a tape's dynamic range is limited to about 65 dB at 15 inches per second.

To get the increased dynamic range, the Audio Processor compresses the input signal so that, above a certain threshold level, a 3-dB change in the input results in only a 1-dB change in the signal applied to the tape. Below the threshold, the level applied to the tape is directly proportional to the input signal. As a result of this compression, an input signal with a dynamic range of 110 dB is recorded on the tape with only a 55-dB dynamic range. Because the compression is accomplished by high-end gain reduction, rather than low-end boost, distortion due to tape overloading is greatly reduced.

Reducing the recorded dynamic range ensures that the signal on the

tape is almost always at a fairly high level. In particular, it is almost always much stronger than the tape noise. On playback, therefore, when the instrument expands the signal to its original dynamic range, tape noise is much less than in conventional "straight" recording systems. Depending upon the particular system, improvements of as much as 50 dB can be achieved.

The model 2000 is designed to cover the audio frequency spectrum, and has a response of  $\pm 0.2$  dB from 20 hertz to 20 kHz. The response falls off sharply outside this band, so the unit is not suitable for use when low-frequency or dc signals must be recorded.

Price of the standard two-channel system is \$6,500. A one-channel version is also available at \$3,800. The purchaser of a one-channel system is not penalized if he wants to upgrade his system to two channels, since all chassis are wired for two channels, and a plug-in second channel costs only \$2,700. Delivery time is stock to 60 days.

Burwen Laboratories Inc., 209 Middlesex Turnpike, Burlington, Mass. 01803 [351]

## Microwave sweeper modules deliver added power

Power modules for the Hewlett-Packard 8620 series microwave sweep oscillators are solid-state devices able to deliver power levels typical of backward-wave oscillators at frequencies above 2 gigahertz. Equipped with one of these modules (model 86330B), an H-P sweeper puts out a guaranteed minimum of 40 milliwatts leveled, from 1.8 to 4.2 GHz. A second module, the 86331B, extends that range 100 MHz.


Hewlett-Packard Co., 1501 Page Mill Rd., Palo Alto, Calif. 94304 [352]

## 4 1/2-digit multimeter offers BCD output

Providing 20,000 counts (4 1/2 digits), the model 41 multimeter provides binary-coded-decimal output for



# Think AVX NiGuard™



- eliminates silver scavenging
- prevents base metal bleed-thru
- eliminates silver migration
- allows either soldering or bonding

AVX's development of a new, exclusive technique for applying silver, nickel and gold terminations on ceramic chip capacitors is another example of AVX technical leadership.

AVX ceramic chip capacitors with NiGuard can speed your assembly and improve dramatically your production yields.


Nobody makes more . . . or better multilayer capacitors than AVX. This combined with AVX technical leadership means you can depend on AVX to deliver consistent quality chip after chip after chip. Available in a wide range of sizes. Meets all standards including EIA, and high reliability MIL C-55681A specifications. Whether you need chips in 1/2 pf to 50 mfd ranges or higher, AVX can supply them. Need applications assistance, it's yours for the asking.

For complete information, request a copy of the AVX Short Form Catalog. Write AVX Ceramics, P.O. Box 867, Myrtle Beach, S.C. 29577. Telephone: (803) 448-3191. TWX: (810) 661-2252. Or D.I.A.L. EEM toll-free (800) 645-9200 (In N.Y. State, call (516) 294-0990).



**THE CERAMIC CAPACITOR MANUFACTURER**

# Guess what's new in HYBRIDS



## Pulse Engineering!

**NOW 10 YEARS OF HYBRID EXPERIENCE  
COMBINES WITH 15 YEARS OF  
MINIATURE MAGNETIC CAPABILITY  
GIVING YOU:**


- Vast creative design experience
- Proficiency in communications and instrumentation
  - Excellent designer-to-designer rapport
    - High volume capability
    - Special regard for cost

### 3 WEEK DELIVERY

- Resistor networks
- Pull up/pull down networks
- High voltage 4-digit display networks

# Pulse Engineering

P.O. Box 12235 • San Diego, Calif. 92112  
Phone 714-279-5900 • TWX 910-335-1527



A Varian Subsidiary

## New products




systems applications. The 24-range instrument has four ac voltage ranges with 100-microvolt resolution, five dc voltage ranges with 10- $\mu$ V resolution, five resistance ranges with 100-milliohm resolution, and five ac and dc current ranges with 10-nanoampere resolution. Power consumption of the multimeter is 8.5 watts. Price is \$595, and delivery is from stock.

Data Technology Corp., 2700 S. Fairview Rd., Santa Ana, Calif. 92704 [355]

## Sensitive magnetometer measures weak fields




A superconducting magnetometer has a sensitivity of  $10^{-9}$  to  $10^{-11}$  gauss, enabling it to measure weak fields. Coupled with a dynamic range of 100 decibels and low noise, this sensitivity enables the instrument to provide data in a wide range of tests. Applications include measurement of the magnetic field of the heart and magnetization of solid-state physics samples. The in-



# plaskon<sup>®</sup> thermosets

## all set for tomorrow business

All set for changing times with advanced service, advanced products. The Plaskon Thermosets of Allied Chemical. Here yesterday, today . . . ready to be part of your tomorrow business.



### 1. Consolidated Service.

All marketing, manufacturing and technical services newly coordinated, newly centralized in Toledo. All set for top quality control, prompt attention to your needs.

### 2. Innovative Products.

All ready for what you do that's new. A prime example: MX-2342—our improved epoxy resin for the encapsulation of electronic devices.

### 3. Plaskon Quality.

The Plaskon name backs a promise. Our entire thermoset line—ureas, melamines, alkyds, epoxys, DAP's and phenolics, specialty products for electrical and automotive markets—is created to do outstandingly the tasks you set.



# Plaskon<sup>®</sup> THERMOSETS

General Office: ALLIED CHEMICAL CORPORATION, PLASTICS DIVISION, 2829 Glendale Avenue, Toledo, Ohio 43614 (419) 382-5611  
Regional Offices: Morristown, N.J. Des Plaines, Illinois Los Angeles, Calif.

# OUR ANGLE: The FIRST Digital Phase Angle Voltmeter



....This NEW DPAV provides complete analysis of complex AC waveforms at discrete frequencies and displays the results on a high readability 4½ digit display. Parameters measured are Total, Fundamental, In-Phase, and Quadrature voltage plus Phase Angle. Phase angle is displayed directly in degrees from 0° to 360° with a resolution of 0.1°.

The Model 220 operates phase-sensitively at a single factory-set frequency from 30 Hz to 32 KHz. The Model 225 has the capability of operating with two to four pre-specified frequencies. Both models have a total voltage measuring capability from 30 Hz to 100 KHz.

The DPAV can be used on the bench or in Automatic Test (ATE) applications. Remote programming, 10MΩ input isolation auto ranging, and BCD output options allow for complete hands-off operation necessary in automated test consoles. Priced from \$2950.00.

Let our sales engineering representative demonstrate our NEW angle to you. Call toll-free (800) 645-9200 for his name and address.



**NORTH ATLANTIC industries, inc.**

200 Terminal Drive, Plainview, New York 11803 • Phone (516) 681-8600  
California District Office: 13418 Wyandotte Street, N. Hollywood, CA 91605 • Phone (213) 982-0442

Circle 166 on reader service card

## Own your own holder to hold your own!

Hold your own copies of Electronics in specially designed slipcase holders. They'll keep your Electronics library neat and handy—a permanent information file, issue by issue.

Just complete the coupon and mail to Jesse Jones. He'll process your order upon receipt, postpaid.


**ELECTRONICS BOXER**  
Jesse Jones Box Corporation  
2250 E. Butler St., Philadelphia, Pa. 19137

Please send me:  boxes @ \$4.25 each;  3 boxes @ \$12.00;  6 boxes @ \$22.00.  
My check or money order is enclosed.

Name: \_\_\_\_\_

Address: \_\_\_\_\_

City: \_\_\_\_\_ State: \_\_\_\_\_ Zip: \_\_\_\_\_



## New products

strument can also be used as a nanoammeter or inductance-bridge null detector. Price is \$2,725.

Superconducting Technology Inc., 1166 Independence Ave., Mountain View, Calif. [356]

## Microwave synthesizers use octave-bandwidth sources

A family of microwave frequency synthesizers uses octave-bandwidth signal sources to achieve good special purity. This method is used instead of external multipliers. The signal sources in the series 1600 have leveled outputs over the range of 500 megahertz to 12.4 gigahertz. All models are based on phase-locking techniques. The model 1603 programable synthesizer, for example, covers 2 to 4 GHz, and is specified with a phase-noise figure of -85 dB at 1 kilohertz from carrier in a 1-hertz bandwidth. Prices range from \$12,000 to \$18,000.

Systron-Donner, 10 Systron Dr., Concord, Calif. 94518 [353]

## Ground-fault simulator tests safety devices

A test set evaluates the effectiveness of ground-fault interrupters and other safety devices in swimming



pools, hospital operating rooms, and in a variety of applications where current leakage is a hazard to human life. The tester, a ground-fault simulator, allows a variable fault condition to be placed on the circuit. The time that is required to shut off the power in the device is measured and held on the display so that the lapsed time can be logged by the

# PENGUIN BREAKS THE VICIOUS CIRCLE OF POWER CONVERTERS



First in Combining All Four :

- Highest Efficiency
- Lowest R. F. I.
- Smallest Size Ever
- Meets Rigid Military Specifications

ONE OF A SERIES THAT CONVERTED  
A PROBLEM INTO SUCCESS

SIZE 6.3" × 4.1" × 3.4"	INPUT 90-200V 3 $\phi$
R. F. I. MIL. 461 CLASS A	BASE TEMP. - 55°C - + 110°C
A. C. OUT. IMP. 10m $\Omega$	EFFICIENCY 85% $\pm$ 2%

OUTPUT 28V/300 W  
VOLT. STAB.  $\pm$  0,1% ALL CONDITIONS  
RIPPLE 25mV pp

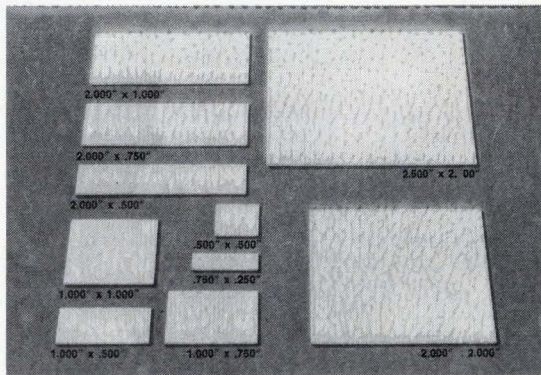
PENGUIN ELECTRONICS LTD.

DEVELOPMENT & PRODUCTION OF ELECTRONIC SYSTEMS

NETHANYA INDUSTRIAL ZONE, ISRAEL, P. O. B. 410, TELEX 03-2492 ELAT IL

Circle 167 on reader service card

# Centralab perspective:



## 95% Alumina Substrates Now you can get standard sizes from your Centralab Distributor.

For the first time, anywhere, your Centralab Distributor is now stocking 10 of the most popular sizes of substrates. He can provide fast delivery on 100 to 10,000 pieces at prices as low as 5 cents each, depending on size and quantity. All are 95% alumina . . . white . . . in .025" thickness . . . 25-50 microinch surface finish . . . for up to 1700°C use. They match your specifications for dimensional tolerance, dielectric and mechanical strength and more.

Until now, prototype and limited production quantities of ceramic substrates were only available on factory orders with the usual minimum billing. We've changed that . . . to help you quickly and economically meet your need for the finest precision substrates.

### Get complete specifications from your Centralab Distributor or send coupon.

Centralab Distributor Products  
5757 N. Green Bay Ave. Dept. AS-2  
Milwaukee, Wisconsin 53201

Name: \_\_\_\_\_

Company: \_\_\_\_\_

City: \_\_\_\_\_ State \_\_\_\_\_ Zip \_\_\_\_\_

DISTRIBUTOR PRODUCTS




**CENTRALAB**  
Electronics Division  
GLOBE-UNION INC.

## New products

operator of the test system.  
Canadian Research Institute, 85 Curlew Dr.,  
Don Mills, Ont., Canada [354]

### Metering module checks conformity to standards

A quasi-peak adapter for the model EMC-25 interference analyzer is designated the model CMM-25. With this addition, the EMC-25 is




capable of making measurements for conformance to 11 widely used electromagnetic-testing standards. Peak readings from the module can be noted on the front panel of the analyzer simultaneously with quasi-peak readings on the adapter.

Electro-Metrics, 100 Church St., Amsterdam, N.Y. 12010 [358]

### Logic probe is combined with pulse counter

Said to simplify the testing of digital systems, a logic probe not only displays logic states, but can also function as a fast pulse counter. The model DP-6000, when switched to the counting mode, detects multiple clock and trigger pulses, and requires no accessories or options. It



# new, pocket-size Tri-Phasic™ multimeter



**MODEL 245, ACTUAL SIZE**

# Try It

**\$295.00**  
COMPLETE

You can't match Data Precision's Model 245 for price/performance, size, reliability and usability.

**PERFORMANCE:** .005% RESOLUTION, .05% BASIC ACCURACY FOR 6 MONTHS, MEASURES ACV, DCV, DC AND AC CURRENT, AND RESISTANCE WITH 100% OVERRANGING.

*DC Volts*, 1 volt to 1000 volts full scale, 100  $\mu$ V resolution.

*AC Volts*, 1 volt to 500 volts RMS full scale, 100  $\mu$ V resolution, 30HZ-50kHz.

*DC Current*, 1 ma to 1A f.s., 1  $\mu$ A resolution.

*AC Current*, 1 ma to 1A f.s., 1  $\mu$ A resolution, 30HZ-50kHz.

*Resistance*, 1 K $\Omega$ -10M $\Omega$  full scale, 100 milliohms resolution.

Calibration guaranteed 6 months minimum.

**PRICE:** \$295 COMPLETE

Includes rechargeable battery module, line cord/recharger, fused input probes, carrying case and strap, complete software and test documentation, full Data Precision calibration Instruction Manual and separate Operator's Manual, and one year warranty.

**RELIABILITY:**


Proven LSI P-MOS and C-MOS Components plus our improved autozeroing Tri-Phasic™ conversion, Isopolar™ reference, Ratiohm™ resistance provide reliability normally found in instruments costing 3 to 4 times as much.

**USABILITY:** IDEAL FOR LAB, PRODUCTION OR FIELD USE. Truly portable, pocket size 1 3/4" x 3 1/2" x 5 1/2" packaged in a rugged impact resistant case, rechargeable 6 hour battery for in-spec operation and line recharge.

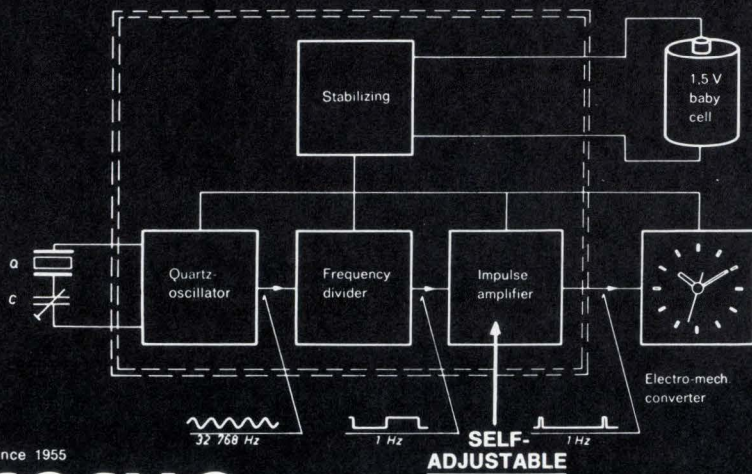
To get your hands on this remarkable instrument, phone your local sales representative.

AL	(205)536-1941	GA	(404)252-5360	NJ	(215)925-8711
AZ	(602)946-7252	IL	(312)593-0282	NM	(505)265-6471
CA/S	(714)540-7160	IN	(317)293-9827	NY/W	(315)446-0220
CA/N	(415)321-7323	MA	(617)273-0198	NY/S	(516)482-3500
CO	(303)449-5294	MD	(301)552-2200	OH/W	(216)243-7430
CT	(203)527-1245	MI	(313)482-1229	OH/S	(513)298-3033
FL/S	(305)581-6611	MN	(612)781-1611	OR	(503)238-0001
FL/E	(305)622-6850	MO/W	(913)236-6600	TX/W	(214)234-4137
FL/W	(813)726-2373	MO/E	(314)731-2331	TX/S	(713)461-4487
FL/N	(305)727-3205	NC	(919)275-3725	WA	(206)763-2210

Data Precision Corporation  
Audubon Road Wakefield, MA 01880  
(617) 246-1600

 **DATA PRECISION**  
...years ahead

# THE COSMO QUARTZ SETS THE STANDARD FOR ALL CLOCK MOVEMENTS



Since 1955

## COSMO ELECTRONICS, LTD.

Office and Service Department

2145 Marion Place, Baldwin, N.Y. 11510, Tel. (516) 623-9222 (212) 835-3444

America's largest distributor of **BATTERY CLOCK MOVEMENTS**... offers a complete line — featuring the **Basic Cosmo AW Mvt.** Fully market tested for over ten years. Millions of units sold.

Circle 170 on reader service card

## Look to Ballantine for TRUE RMS Voltmeters



- True RMS • Battery Option
- 100  $\mu$ V to 300 V
- 2 Hz to 20 MHz (Usable to 50 MHz)
- 1% Mid-Range Accuracy
- Fast Response
- Fully Overload Protected

From \$595



**Ballantine Laboratories, Inc.**  
P.O. Box 97, Boonton, New Jersey 07005  
201-335-0900, TWX 710-987-8380

170 Circle 242 on reader service card

## New products

can also indicate the presence of spurious oscillations; the three-bit counter is reset by a push button. Price is \$66.

Zi-Tech division, Aikenwood Co., 223 Forest Ave., Palo Alto, Calif. 94301 [357]


Module provides gaussian white noise to  $\pm 1.5$  dB

The model NSM 4501 module provides gaussian random white noise to  $\pm 1.5$  decibels over the range of 20 hertz to 300 kilohertz. Output levels are 20 microvolts per root hertz and 200  $\mu$ V per root hertz within  $\pm 5\%$  from a 600-ohm source impedance. Direct noise amplification from the noise source ensures that the output is free of periodic components inherent in mixer, pseudorandom, and thermionic-generation methods. Price is \$171.50.

Advanced Circuit Systems Ltd., Box 11185 Station H, Ottawa, Canada [359]

Miniature servo recorder accepts 100 plug-ins

The model 4300 is a miniature servo recorder that accepts more than 100 plug-in preamplifiers. It records ac and dc volts and amperes, temperature, and various industrial and pro-




cess-control functions. Accuracy is within  $\pm 1\%$  of full scale, sensitivity is 100 millivolts full scale, and response is 2 seconds full-scale deflection. The recorder writes on pressure-sensitive chart paper and requires neither ink nor cartridges.

Gulton Industries Inc., Recorder Systems division, Gulton Industrial Park, E. Greenwich, R.I. 02818 [360]

Electronics/January 10, 1974





**SCHOTTKY**

# Every milliwatt counts.


## Low-power Schottky lets you design at 2mW per gate without sacrificing speed.

Today's new TTL system designer must look carefully at any option that cuts power consumption.

And low-power Schottky is getting a long look. Here's why.

Low-power Schottky offers more than just 2 milliwatts power dissipation per gate. You also get TTL speed—10 nano-seconds. This reduces your power requirement as much as 80% when compared with standard TTL logic. Low-power Schottky also offers high stability over a broad temperature range.

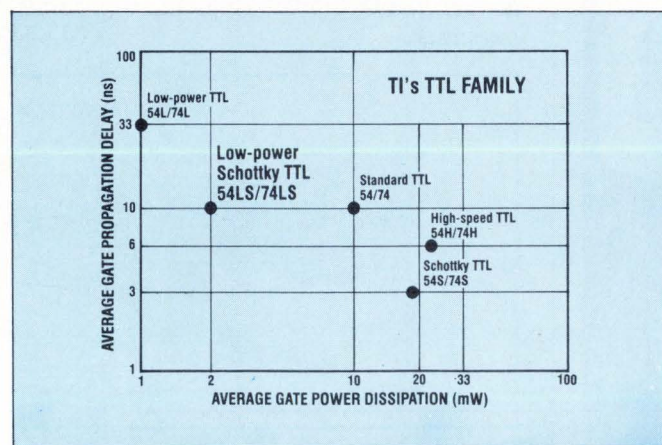
Compatibility is complete, pin-for-pin to 54/74 TTL.



And there's a broad choice of 60 functions—35 SSI and 25 MSI: Decoders/demultiplexers. Data selectors/multiplexers. Shift registers. Arithmetic elements. Dual flip-flops. Latches. Counters. NAND/NOR/AND/OR gates, inverters and buffers. An even larger assortment will be ready later this year.

Availability is excellent—right off the shelf.

For prices and information on the wide selection of 60 low-power Schottky functions, contact your nearest Texas Instruments sales office or your local authorized TI distributor.

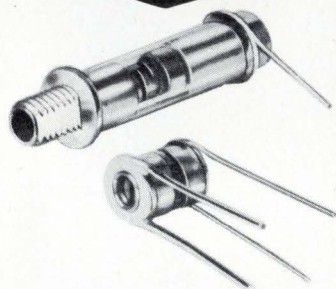


**TEXAS INSTRUMENTS**



# Pistoncap™ TUBULAR TRIMMER Capacitors

OFFER SUPERIOR  
PERFORMANCE



A new series of moderate cost, precision trimmer capacitors developed by Sprague-Goodman Electronics features a simplified more reliable adjust mechanism for long life and reliability. These improved designs are form, fit and functionally interchangeable with competitive devices. Sprague-Goodman capacitors are highly stable, meet or exceed MIL-C-14409C requirements, and are furnished in glass, hi-range glass, and quartz dielectric.

Panel mounting and printed circuit board mounting designs are available in 14 standard capacitance ranges from 0.8–4.5 pF to 1.0–38.0 pF.

For full technical information call Sprague Electric district office or sales representative nearest you.

PISTONCAP trimmer capacitors are available for immediate delivery from stocking Sprague distributors.

**SPRAGUE  
GOODMAN**

**Sprague-Goodman  
Electronics, Inc.**

(An Affiliate of the Sprague Electric Company)

371 Willis Ave., Mineola, N.Y. 11501  
516/746-1385

## New products

Semiconductors

### Impatts pulse at up to 12 W

New diodes promise  
to replace TWTs in airborne  
and manpack applications

A new Impatt diode structure—a ring-shaped, double-drift, silicon mesa diode—is expected to lead to the development of low-cost, completely solid-state airborne and battery-powered manpack microwave systems operating at pulse-power and frequency ranges normally covered by small traveling-wave tubes. The new structure, which is suitable for both oscillator and amplifier circuits, also boosts diode efficiency and lowers noise and capacitance, according to the HPA division of Hewlett-Packard Co.

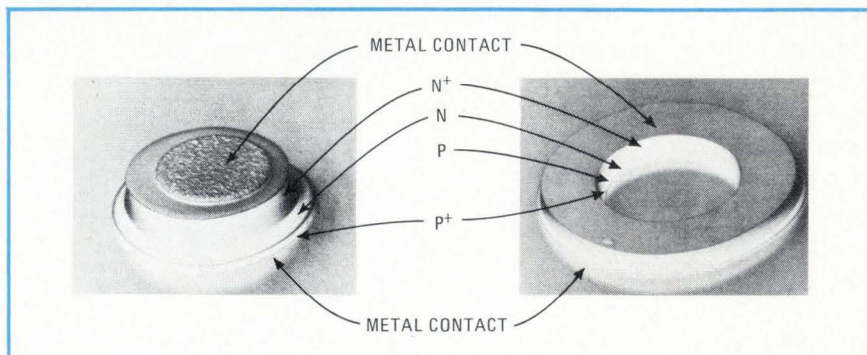
HPA has begun producing four types of diodes numbered 5082-X001 through 5082-X004. The first has an average power output of 3 watts and peak pulse power of 12 w with 11% efficiency when operating at a 25% duty cycle in X band (10 GHz). The second puts out 2.5 w average and 10 w peak at 11% efficiency at a 25% duty cycle in Ku band (16.5 GHz). The last two types are designed for continuous-wave operation, providing 1.3 w and 2.3 w, respectively, at 10% efficiency at 11.2 GHz. Diodes of the same type may also be combined for higher-power outputs (the 2.3 w cw diode, in fact, is two Impatt chips in one package).

Package capacitances are all 0.45 picofarad. Junction capacitances range from 1.3 to 0.35 pF, depending on type. Operating voltages range from 100 to 143 v and operating currents from 900 down to 125 milliamperes—again, depending on type.

The power ratings compare with about 1 w cw at X band, with 6 or 7% efficiency, for conventional single-drift Impatts, points out Bert Berson, R&D section manager responsible for the diodes. His group is now experimenting with higher-power types. Goal is 25 w of pulse and 5 w of cw in production devices. Berson sees the immediate applications of the diodes as small doppler radars and small manpack communications and radar sets. Other probabilities are tiny battery-powered countermeasures transmitters and phased-array systems. The diodes may be operated as narrowband fm-signal sources or as very broadband noise sources. In fm operation, the noise is much less than that of single-drift Impatts (at left, below), though it is not as low as the noise of transferred-electron devices.

“Our pulse diodes may take the place of magnetrons as well as TWTs,” Berson says. “We can start thinking of using pulse compression to achieve very high effective powers in airborne systems.”

The double-drift diodes (at right, below) are effectively two complementary single-drift diodes fabricated back to back on the same silicon chip. That is, an extra epitaxial layer is fabricated to provide drift regions for holes, as well as electrons. The extra drift increases the diode's efficiency, while the added



Even when it was only \$35 an ounce, gold was expensive. That's why we started long ago to reduce the amount of gold in our contacts to a minimum.

In 1958 we developed a really reliable gold dot contact. And no matter what anyone else says, only silver and copper are better electrical conductors than gold

(but gold doesn't oxidize or corrode).

Over the years we've been able to reduce the cost because we reduced the gold.

And we've been reducing the amount over the years without reducing the mechanical or electrical quality of our connectors.

Now, after all these years, we

find out that we not only reduced cost but we've been making our own small contribution to solving our country's gold problem.

And all because we wanted to design a more economical, more reliable gold-contact connector.


**GTE SYLVANIA**

Circle 173 on reader service card

## Our small contribution to solving the gold problem.



# How can you resist a 400% improvement in feedback stability?



## So beautifully done!

With DIVIDER-MOX resistors, the effects of T-C matching, V-C, self-generated heat, and other control variables are minimized by a unique manufacturing process.

Precision is % allowable change over operating temperature range; DIVIDER-MOX resistors give 0.5% stability at 10% power dissipation over a temperature range of  $-55^{\circ}$  to  $125^{\circ}\text{C}$ .

And, along with precision and stability you also get size advantages as well . . . DIVIDER-MOX resistors are about  $\frac{1}{2}$  as large as the equivalent resistance carbon film.

Resistance ranges available from 25K to 2000 Megs with maximum power ratings up to 10W at 30kV. Customers may specify divider ratios in the range of 300:1 to 10,000:1.

Victoreen...where else can you get so many accurate ohms for your money:

VICTOREEN INSTRUMENT DIVISION  
VLN Corporation  
10101 Woodland Avenue  
Cleveland, Ohio 44104



### New products

thickness reduces capacitance.

Cw types look like conventional mesa diodes. But the pulse types have holes etched in the center of each mesa. The shape reduces thermal resistance and makes current density at the central junction more uniform, thus permitting the diodes to operate at higher power densities.

Berson expects the silicon double-drift configuration to become an industry standard, since it could be produced by any company with a well controlled, multilayer silicon epitaxial process. He notes that Bell Telephone Laboratories researchers are also working on double-drift Impatts. In the past, he says, it was necessary to use a much more difficult gallium-arsenide process to achieve powers of several watts. (Raytheon Co. has made 6-w gallium-arsenide diodes, for example). The two pulsed diodes and the 1.3-w cw diode are priced at \$200 each in quantities of one through nine and \$175 each for 10 or more. The 2.3-w 5082-X004 costs \$50 more than the others. All are supplied in type 46 coaxial packages.

HPA Division, Hewlett-Packard Company, 640 Page Mill Road, Palo Alto, Calif. 94304 [411]

Rf power transistors offer 'true overlay'

Model 1001, with 5 watts output at 400 MHz, and model 1002, 3 w, are rf power transistors providing "true overlay." This structure, using two-level metal processing, eliminates narrow emitting fingers and lossy diffused-base conducting grids. Prices start at \$7.45.

Transistor Power Technology Inc., Bee Hill Rd., Williamstown, Mass. 01267 [420]

10-bit converter offers multiplication, low drain

Two achievements of the first C-MOS digital-to-analog converter from Analog Devices Inc. are monotonicity across the operating temperature range and two-quadrant or four-

# Measure exact frequency in the field

With lab standard digital accuracy



#### Model 150A Automatic Counter

- 5Hz to 32MHz frequency range
- Auto-ranging, including automatic decimal point positioning
- 5 digit display with Hz, KHz and MHz indicators
- Only 3½ lbs. and 2"H x 4½"W x 8½"D
- \$475

#### Model 151A 220MHz Counter

- 5Hz to 220MHz frequency range
- Resolution to 10Hz at 220MHz and 1Hz up to 20MHz
- 7 digit display
- Only 3½ lbs. and 2"H x 4½"W x 8½"D
- \$795

Monitor frequency with a Monsanto digital counter faster and more accurately than by analog methods. Crystal controlled clocks and all solid state components insure reliable, long-term stability. These instruments are operable from the AC line, 12V to 32VDC mobile sources and optional battery pack. The Model 155A battery pack allows for completely portable operation at only \$200. For a demonstration contact your local Monsanto representative.

## Monsanto


Precision measurements to count on.

United Systems Corp.

918 Woodley Road • Dayton, Ohio 45403 • (513) 254-6251 • a subsidiary of Monsanto  
All Monsanto instruments are available for rental or lease through Rental Electronics, Inc.

# NO OTHER I-C HANDLER AVAILABLE TODAY CAN DO SO MUCH... SO WELL... SO FAST

SEE IT AT #568  
NEPCON WEST.



Model RH-905 I-C Handler

**Proof:**

- Five category sorts, with software programmable sort capability via thumb-wheel switches.
- Easy interface with all testers; capability, via a built-in interface board, for specialized interface.
- Modular construction permits easy change of mechanical section to accommodate 6- through 18-pin DIPs at .300" lead spacing, 22-pin DIPs at .400" lead spacing, and 24- through 40-pin DIPs at .600" lead spacing.
- Standard unit accepts most shipping magazines. Inexpensive, easily changed adaptors are available to handle other configurations.
- Re-test capability.
- Rated throughput 9,000 devices / hour at zero test time.

For information, write or call Electromechanical Products, Ramsey Engineering Co., 1853 W. County Road C, St. Paul, Minnesota 55113.

**RAMSEY**   
**ENGINEERING COMPANY**  
ELECTRO-MECHANICAL PRODUCTS


1853 West County Rd. C • St. Paul, Mn. 55113  
Phone (612) 633-5150 • Cable: RAMCO  
TWX: 910-563-3553 • Telex: 29-7001

Circle 176 on reader service card

## Own your own holder to hold your own!

Hold your own copies of Electronics in specially designed slipcase holders. They'll keep your Electronics library neat and handy—a permanent information file, issue by issue.

Just complete the coupon and mail to Jesse Jones. He'll process your order upon receipt, postpaid.



**ELECTRONICS BOXER**  
Jesse Jones Box Corporation  
2250 E. Butler St., Philadelphia, Pa. 19137

Please send me:  boxes @ \$4.25 each;  3 boxes @ \$12.00;  6 boxes @ \$22.00.  
My check or money order is enclosed.

Name: \_\_\_\_\_  
Address: \_\_\_\_\_  
City: \_\_\_\_\_ State: \_\_\_\_\_ Zip: \_\_\_\_\_

## New products

quadrant multiplication with 10-bit accuracy, resolution, and linearity. The firm says the converter also sets new lows in price and power dissipation and is compatible with TTL, DTL, and C-MOS logic.

The AD 7520 10-bit d-a converter is basically an R-2R thin-film ladder network with a C-MOS switch in each 2R leg. For unipolar binary operation (two-quadrant multiplication), one operational amplifier such as the AD741K is connected between a feedback terminal and one of the converter's current outputs. The feedback resistor is on the chip. For offset binary bipolar operation, two op amps and the second amplifier's feedback network are connected. That mode provides four-quadrant multiplication.

The resistors on the chip are silicon-chromium films deposited with a value of 2 kilohms per square  $\pm 30\%$ . Unlike the diffused resistors of conventional bipolar d-a converters, the network resistors need not be closely matched because C-MOS devices do not require current inputs. And, although the temperature coefficient of the resistors is 150 parts per million/ $^{\circ}\text{C}$ , the co-deposited feedback resistor cuts gain-error drift to less than 5 ppm typically (maximum is 10 ppm of full-scale range/ $^{\circ}\text{C}$ ).

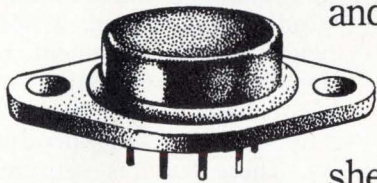
Moreover, C-MOS power dissipation is so low—only 30 milliwatts maximum, including resistor dissipation and power-supply drain—that self-heating drift drops to the point where monotonicity can be guaranteed, even over the military temperature range. This is because maximum temperature coefficients of linearity and gain are only 2 and 10 ppm of full-scale range/ $^{\circ}\text{C}$ , respectively. Typical drifts are half the maximums.

Other key specifications include: linearity of 0.05% to 0.2%, depending on device type; gain linearity of 0.05% with 100% modulation; and settling time to 0.05% of less than 1 microsecond, including a delay time of 500 nanoseconds. Again, those are maximum percentages of the full-scale range.

This simple, yet stable, network and the small size of the C-MOS chip,

# HOW TO TRANSMIT THERMOCOUPLE, STRAIN GAGE AND PRESSURE GAGE SIGNALS WITHOUT A LOT OF SWEAT, HOURS, DOLLARS, INCHES AND OUNCES.

Introducing National's new 2-Wire Transmitter. It converts the voltage from a sensor to current, and sends it through a receiver, utilizing the same simple twisted pair as the supply voltage.

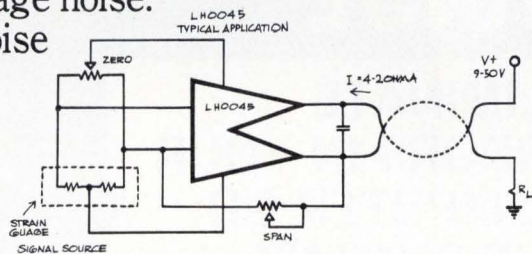
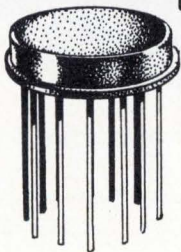


**No sweat.** You buy it off the shelf, instead of having to juryrig your own transmitters.

So naturally you save a lot of size, weight, effort, time, and since time is money — money.

**Goodbye noise.** But the 2-Wire Transmitter eliminates more than juryrigging hassles. It also eliminates line drops and voltage noise.

Line drops and voltage noise can only happen when your signal is being transmitted in the voltage mode. But we transmit in current mode... which is impervious to either resistance in the wire or voltage noise spiking. So you get fewer bugaboos all the way around.




Available in 8 lead TO-3 and 12 lead TO-8 package.

For the full story call our nearest office or write National Semiconductor Corporation, 2900 Semiconductor Drive, Santa Clara, California 95051.

## National

# 1974 Catalog



We've put it all together in our new 76-page catalog for 1974. Complete information on EECO's modular socket board hardware, plug-in socket-card hardware, and software/wiring services. How can you afford not to have it? Especially since it's free. Ask.

## EECO

1441 East Chestnut Avenue/Santa Ana, California 92701/Phone 714/835-6000


Circle 178 on reader service card

## STOP TRANSIENT NOISE

### ELIMINATE ERRORS IN YOUR COMPUTER OR INSTRUMENT SYSTEM

DELTEC DT series isolation transformers are designed for data loggers and process control systems. These isolators drastically reduce memory and transmission errors caused by transient noise on commercial power lines generated by industrial electrical equipment.

Common Mode Rejection is 140dB and interwinding capacitance is less than 1 femtofarad (0.001 pf).



Models are available from stock from 250 VA to 5 KVA. 3 Phase and special models available. For detailed specifications write or call:

### DELTEC

CORPORATION

3849 Gaines St., San Diego, CA 92110  
Telephone (714) 297-4466


## New products

which measures 74 by 96 mils, account for the prices, lower than those of hybrid devices. Prices in quantities of 100 and higher are \$17 for commercial-grade units with linearity within 0.2% up to \$65 for military-grade devices with linearity to 0.05%. Nine grades are available from stock in 16-pin DIPS.

Analog Devices Inc., Rte. 1 Industrial Park, P.O. Box 280, Norwood, Mass. 02062 [412]

### Phase-locked loop is for stereo demodulator

An fm-stereo demodulator uses a phase-locked-loop technique to derive the right and left audio signals from the composite audio signal. As a result, the model XR-1310 needs no external LC tuning tanks, and instead is aligned with a noncritical potentiometer adjustment. In addition, the stereo/monaural switch is inside the unit, which has a 100-milliampere direct lamp-drive capability. These features help minimize the number of external parts needed, besides saving on cost and



package count. Price is \$3.30 each in 100-lots.

Exar Integrated Systems Inc., 750 Palomar, Sunnyvale, Calif. 94086 [413]

### FET op amps have 100-MHz gain-bandwidth product

The models 1431 and 143101 FET operational amplifiers are recommended for high-impedance, high-





## Are you into red, yellow & green?

We hope so. Because we are definitely into Gallium Arsenide Phosphide, Gallium Phosphide and Gallium Arsenide. And, as we all know by now, these are the materials that LED colors are made of.

If your game is LED's, be it discreet, display or array, Monsanto has the material for you.

We've been making III-V Intermetallics since 1956, and with that background and experience we know materials.

Our production facilities are among the most efficient and technically advanced in the world and we are ready to meet your every need.

To get the full story on Monsanto's colorful line of intermetallics, please write or call:

**Monsanto Commercial Products Co.** Electronic Materials  
P.O. Box 8, St. Peters, Missouri 63376 (314) 272-6281  
A unit of Monsanto Company

# Monsanto

## The HS-200S...a wire memory offering speed, capacity, cost and reliability of ample proportions.

This is our latest wire memory. It gives you access time of 180 ns and cycle time of 250 ns. Memory elements, of course, consist of our own special development, magnetic wires. Non-destructive read-out is featured. HS-200S means maximum reliability at minimum cost. In fact, you get a 65 kilo-byte assembly with an MTBF figure of 10,000 hours. HS-200S is a component precisely matched to computers of the new age.

### Wire Memory System HS-200S Specifications


1. **Memory elements** Non-destructive read-out
2. **Storage capacity** 8 kwords/80 bits, 16 kwords/40 bits, 32 kwords/20 bits
3. **Access time** 180 nanoseconds
4. **Cycle time** Write-in Read-out 250 nanoseconds
5. **Interface levels** TTL logic . . . H +2.4—+5V L -0.5—+0.5V
6. **Dimensions** 500×300×112mm (Basic unit capacity is 65 Kbytes. Expansion to one megabyte is possible.)
7. **Required power** +30V, +15V, +5V, -15V

Please contact our sales department if you have special requirements.




### TOKO, INC.

**Head Office:** 1-17, 2-chome, Higashi-Yukigaya, Ohta-ku, Tokyo, Japan  
**New York:** Toko New York Inc.  
 350 Fifth Avenue, New York, N.Y. 10001 U.S.A. Tel: 565-3767  
**Los Angeles:** Toko, Inc. Los Angeles Liaison Office  
 3440 Wilshire Blvd., Tishman Building, Suite 1106 Los Angeles, Calif.  
 90010, U.S.A. Tel: 380-0417  
**Düsseldorf:** Toko, Inc. Europe Liaison Office  
 4 Düsseldorf, Kölner Straße 246, Düsseldorf, W. Germany Tel: 78-7064



Circle 180 on reader service card

## Perfect mate for integrateds— Micro-Vectorbord® Tenth-Tenth Pattern "P"

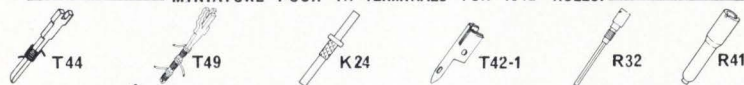


**T46 DOUBLE ENDED**  
wire wrapping  
terminal.

Precision punched .042" holes spaced .1" x .1" available in sheets of various sizes up to 8½" wide by 35" long, ¼" thick Epoxy Glass, Epoxy Paper, Phenolic.

Copper Clad and Non-Clad. Also available in Plugboards with etched or Elco Varicon contacts, buses, ground planes.

MINIATURE PUSH IN TERMINALS FOR .042" HOLES.




Send for complete literature  
**Vector ELECTRONIC CO., INC.**  
 12460 Gladstone Ave., Sylmar, California 91342  
 Phone (213) 365-9661 • TWX (910) 496-1539



31A 103

180 Circle 244 on reader service card

## New products



frequency applications such as sample-hold amplifiers, buffer amplifiers for data-acquisition systems, and wideband interrogators. The units feature a full 100-megahertz gain-bandwidth product measured at a closed-loop gain of 10 and a slew rate of 35 volts per microsecond. They offer an open-loop gain of 150,000 and input impedance of 10<sup>12</sup> ohms, also bias currents of 1 picoampere, to virtually eliminate source-loading and bias-current errors, while the output circuit provides an output current of ±18 milliamperes. Model 1431, rated for operation from 0 to 75°C, is priced at \$13.50 each for 100 to 999, and the 143101, rated for -55° to +125°C, \$18.60 each.

Teledyne Philbrick, Allied Dr. at Rte. 128, Dedham, Mass. 02026 [415]

## Schottky TTL counters are presettable and fast

Two presettable, high-speed Schottky TTL counters, the model 82S90 decade counter and the model 82S91 binary counter, provide a wide variety of counter and storage-register applications. The binary counter may be connected as a divide-by-two, -four, -eight or -16 counter. Both devices have strobed parallel-entry so that the counter may be set to any desired output state. A 1 or 0 at the input is transferred to the associated output when the strobe input is at the 0 level. Both units are also provided with a reset input that is common to all 4 bits. Clock frequency is 100 megahertz. Price is \$3.15 in 100-lots.

Signetics, 811 East Arques Ave., Sunnyvale, Calif. 94086

*A flexcircuit to fit new camera technology.*

# We did it for Polaroid.

Polaroid's SX-70 Land camera. More revolutionary than the first camera marketed by Polaroid. And more demanding in terms of technology.

Just distributing battery power to electronics, switches, film roller motor and shutter solenoid requires connecting 30 points. And in a camera housing measuring  $4\frac{1}{2} \times 7 \times 1\frac{1}{8}$  inches you can bet that space is at a premium.



Polaroid engineers needed a wiring harness that almost didn't have a third dimension. And they got it in a Schjeldahl flexcircuit only eight mils thick. Fully insulated both sides with Kapton® polyimide film. Fused solder on all pads for clean reflow soldering. Flexes into 5 planes. Fits the space available. Designed for volume production. That's using flex-circuitry as it should be used.

Schjeldahl did it for Polaroid.

## Schjeldahl Company


Electrical Products Division  
Northfield, Minnesota 55057  
Phone: (507) 645-5633

*The state of the art people in volume flexible circuits*



# And we can do it for you.

**Some products are so good  
you don't have to  
brag about them...**



**The Spectrol Model 43 Cermet Trimmer.**

This 3/4-inch cermet trimmer is available from the factory or any of our 75 distributor outlets. 100-piece price — \$1.10.

**Spectrol**

*Want to know more? Send for a data sheet or call for a quote.*

**SPECTROL ELECTRONICS GROUP**

**UNITED STATES Spectrol Electronics Corporation** 17070 E. Gale Avenue, City of Industry, Calif. 91745, U.S.A. • (213) 964-6565 • TWX (910) 584-1314

**UNITED KINGDOM Spectrol Reliance Ltd.** Drakes Way, Swindon, Wiltshire, England • Swindon 21351 • TELEX: 44692

**ITALY SP Elettronica spa** Via Carlo Pisacane 7, 20016 Pero (Milan) Italy • 35 30 241 • TELEX: 36091

Circle 182 on reader service card

## New products

Data handling

### Disks include safety features

Minicomputer peripherals are protected against dirt, heat, and erasure

"People are now doing the same thing—payroll, accounting, for example—on small systems that they have been doing with large ones, so they need [minicomputer peripherals with] the reliability and safety interlocks that didn't seem so vital in the past," says Donald A. Savitt, director of engineering at Microdata.

That's why the company's new series 8000 disks incorporate many safety features previously found only in larger units for use with larger computers, even though they are being sold at the price standard for the IBM 5440 type cartridge with one fixed and one removable disk. The new units replace disks that have been sold by Microdata but made by another company.

In making its own peripheral devices, Microdata resembles other minicomputer companies that also want an increasing share of a growing systems business as well as more control over the products they make. The disks follow a tape driver series, Microdata's first venture into the manufacture of peripherals, and will be followed by vacuum-column tape drives and cathode-ray-tube terminals.

A major effort in the design of the series 8000 went into protecting the disk drives against dust and other particles. Instead of simply depending on the rotation of the disk spindle, an extensive pressurized filter system that uses a separate blower is employed. This provides a flow from the disk surface of about 35 cubic feet per minute rather than about 5 ft<sup>3</sup>/min. The blower also helps cool the unit, an important consideration in view of the high heat dissipation that results from

the disk's high speed and density.

The drives also incorporate several electrical and mechanical safety measures and interlocks. An electrical cutoff in case of power failure—an ever-increasing problem—assures that a swath of the disk won't be erased. Other circuits protect against multiple head select, erase failure, sector erase lock out, over-velocity on the linear motor, and incorrect disk speed.

The linear motor is a radial-field version in which the coil never leaves the field of the magnets, resulting in lower mass and potentially higher speed. The magnets are ceramic rather than alnico. The positioning is optical.

The disk drive is mounted on a single large aluminum casting with integral airflow. It is designed for easy servicing, with six LED fault-indicator lamps, modular electrical and mechanical units, and plug-in circuit boards.

Basic price for a 5-megabyte unit is \$3,900 in single quantity, and various models offer 2½, 5 and 10 megabytes, 100 to 200 tracks per inch, and 1,500 and 2,400 rpm. The company offers the drives plug-for-plug-compatible with units made by various suppliers. Units measure 8.75 inches high, 19 in. wide, and 28 in. deep.


Microdata Corp., 17481 Red Hill Ave., Irvine, Calif. 92705 [361]

### Speech-recognition system responds to specific words

An automatic speech-recognition system is designed to respond to individual spoken words—in fact, unlike a sound-actuated switch, only to that word or group of words programmed into it. Simply pressing an access button and speaking the specified words into a microphone is enough to operate the unit.

Part of the system consists of an analog-to-digital converter, which changes the applied speech waveforms into digital formats. In turn, this information is applied to a memory-logic system, which identifies the speech pattern and stores it;

# We're hard headed



### on the surface

And because of it our LTC® lifetime ceramic heads will last 10 times longer, and survive your drives' life expectancy.

Our claim means savings . . . and a lot more.

Contact us for information.

 **NORTRONICS**

Company, Inc.  
8101 Tenth Ave. North, Minneapolis, Minn. 55427  
Telephone (612) 544-0381



# The OEM Machine

The Rotaswitch 860 Series Optical Shaft Position Encoder has a low profile and a low price to make it attractive for any original equipment manufacturer's application. Only 1.5" in diameter, and 1.2" long, with a price tag of \$62.00 in quantity, the 860 Series will simplify designs, keep parts cost down, performance and reliability way up.

For premium performance the Rotaswitch 860 Series has SS ball bearings and uses a rigid, .060" slotted disc for better disc-to-mask clearance, keeping oscil-

lation to a minimum, producing a cleaner output. For reliability, the encoder's light sources are all new solid state Light Emitting Diodes that have a life expectancy measured in years.

Statistics: Uni- or Bidirectional versions; up to 1000 pulses per revolution, standard, others on special order; sine or square wave output; 5vDC @ 100 ma input power required; weighs only 3 ounces; the rest you can read in our new data sheet. Write for a copy today.




**DISC Instruments, Inc.**, 102 E. Baker St., Costa Mesa, Calif. 92626, Phone (714) 979-5300

**Disc Instruments Division  
Finnigan GmbH**  
Dachauer Strasse 511, 8 Munchen 50, Germany  
Phone: (0811) 142291 (2)

**Disc Instruments Division  
Finnigan Instruments Ltd.**  
Paradise, Hemel Hempstead, Herts, England  
Phone: (0442) 57261

Circle 184 on reader service card



## PROFIT FROM THE EXPERIENCE OF TOP MARKET PLANNERS IN THE GOVERNMENT MARKETPLACE

Understanding of current and estimation of future programs, priorities and fiscal plans of the Federal Government is of critical importance to industries which derive their major source of income in the Government marketplace.

The Ten Year Forecast of Government Markets (1971-1980)—the result of detailed market surveys conducted among the members of the Electronic Industries Association's Government Products Division—is an indispensable tool for market planners, corporate executives, investment analysts, academia, government . . . in short, to anyone involved in any way with the electronics industry.

Included with the Ten Year Forecast are the Proceedings of GPD, Requirements Committee's Fall Conference, including presentations made by top industry analysts covering the major segments of the government electronics market.

The forecast will be available in January, order now to reserve your copy at \$45 each.\*

\* Members of EIA: Contact the Requirements Committee Staff to receive member discount. (Fall Conference attendees automatically receive a copy)

### GPD Requirements Committee (ESM)

Electronic Industries Association  
Dept. E  
2001 Eye Street N.W. Washington, D.C. 20006

#### Topics covered in the Proceedings include:

- Summary of survey of government markets
- Strategic markets
- Tactical markets
- Defense support programs
- Military assistance and foreign military sales
- High technology government markets
- Transportation markets
- Human and natural resources



184 Circle 245 on reader service card

## New products



additional modules permit a number of the words to be stored. Applications include industrial process control, security, materials handling, and physical therapy.

Shields Products Inc., 1104 Prospect Ave., Cleveland, Ohio 44115 [363]

## Teletypewriter modem is Bell-compatible

An automatic answer-originate data modem is designed for teletypewriter and TWX users and is called the model TTY-10C. It is fully compatible with the Bell System's 101C and 103 series datasets and provides several switch-selectable operating modes, including answer-originate, voice-data, half or full duplex, on-line-local, normal-test, and out of service. The modem also features echo-back, framed break signal, automatic answer, call-abort timing, and several optional capabilities.

Penril Data Communications Inc., 5520 Randolph Rd., Rockville, Md. 20852 [365]

## Control store upgrades minicomputer in the field

The Interdata model 80 minicomputer is now field-upgradable to the model 85 with the addition of a dynamic control store module. The unit is intended for users who foresee an eventual need for user-alterable microprogramming but who want to initiate development software immediately. The model 85 is identical to the model 80, except for the addition of the 60-nanosecond, 4,096-byte bipolar-LSI dynamic con-

# We celebrate our 1,000th shipment with a 20% reduction in price.



## Our 600 LPM Electrostatic Printer/Plotter. Now just \$5,900.00

Your turn to celebrate.

For over three years we've been producing Matrix Printers, Plotters and Printer/Plotters like there's no tomorrow. One after the other. Sending them to hundreds of U.S. companies. To 18 countries. To four continents.

To some places—far from our service reps—where an MTBF of 3,300 hours is a godsend.

To work with 29 midi and mini-computers.

Shipping them as fast as we could make them.

And in three years our Matrix units have become the industry standard.

**This has put us in a position to do what no one else in the industry can do.**

Thanks to plummeting electronic costs (remember, Matrix has only three moving parts) . . . and manufacturing processes that have matured . . . we are making the price of our plotters and

printer/plotters more competitive than any comparable units.

Starting at only \$5,100 for the Model 200 Plotter.

Consider the price. And consider that these are no ordinary output devices.

### Profile of the "standard of the industry."

Matrix units have the highest reliability in the business.

A yearly maintenance contract **50% less** than anyone else's.

A warranty for parts and labor **four times longer** than anyone else's. (One year vs. 90 days.)

Unbeatable price/performance ratios in 8½, 11, and 20-inch-wide Matrix units.

More proven controllers and more powerful software.

And better paper-handling capabilities than anyone else's. Matrix units alone use our MEWT™ writing—a true electrostatic writing technique with

outstanding legibility.

A choice of resolutions—up to 160 points per inch. No one comes close to that.

No wonder that everybody in the electrostatic business uses us as the standard of comparison.

So celebrate with us. Our success affects you right where it feels best . . . in the pocketbook.

This good news is brought to you by Versatec. Electrostatic specialists with the broadest line of electrostatic devices anywhere. Leading the silent generation.

Versatec Inc., 10100 Bubb Road, Cupertino, California 95014 (408) 257-9900

 **VERSATEC**




## After three years, Matrix is still the industry standard.

**YOUR**


# **HYBRID CIRCUITS**

**DESERVE THE  
BEST SOLDERING  
INSTRUMENTS  
AVAILABLE...**

**... INTRODUCING TWO  
REVOLUTIONARY HIGH SPEED,  
HIGH PRODUCTION SOLDERING  
SYSTEMS ...**



**MODEL LR-6**  
BENCH TOP DESIGN  
FOR MEDIUM VOLUME  
**\$3,800.00**



**MODEL AR-7**  
FREE STANDING DESIGN  
FOR VERY HIGH VOLUME  
**\$6,500.00**

**... WRITE OR PHONE  
TODAY FOR OUR NEW CATALOGUE!**

**BROWNE  
CORPORATION**

212 EAST GUTIERREZ STREET  
SANTA BARBARA, CALIF. 93101  
PHONE (805) 963-0371


## **New products**

trol store in the model 85. Price of the module is \$8,900.

Interdata Inc., 2 Crescent Place, Oceanport, N.J. 07757 [366]

Tablet converts writing into digital formats

Designated the Cybergraphic tablet, a new system digitizes hand-drawn or marked data for input to a computer or communications system. The unit senses and tracks pen position on its surface and translates this position information into analog or digital signals. The process is based




on an all-electronic writing servo principle, and the tablet itself is only 0.3 inch thick. Moreover, unlike many other tablets of this nature, the Cybergraphic tablet has a drawing surface that is completely flat, flush with the tablet's frame. Price is \$1,000 to \$2,500.

Talos Systems Inc., 7311 E. Evans Rd., Scottsdale, Ariz. 85260 [364]

Modem's filter eliminates foldover distortion

The model 202 modem features a digital filter system that eliminates data distortion caused by modu-





A Cambion Double "QQ" Product Line

# Cambion Makes Millions.

You can build a wealth of design ideas from CAMBION's expanding line of digital products. Our extensive variety makes even your most advanced IC packaging concepts practical. And, we can meet your needs with repeatable Quality no matter how great the Quantity.

CAMBION produces literally millions of IC accessories. Advanced new Cambi-Cards®, card files, drawers, universal panels with and without pre-mounted socket strips and power planes, specific logic function cards, general purpose and discrete component cards, plus strip connectors, cable assemblies, integrated socket strips, component socket adapters, cable cards and card extenders. They're all featured in our new Catalog 119.


Circle 187 on reader service card

We also offer expanded NC wire-wrapping service to speed economical production of your IC system designs.

Make the most of your system ideas *without component restriction*. Get your copy of the new CAMBION Catalog 119. It has 22 more pages than its predecessor showing all the new products to enhance your designs. They all have the CAMBION Double "QQ" approach: The Quality stands up as the Quantity goes on. Order your copy today. Cambridge Thermionic Corporation 445EM Concord Avenue Cambridge, Mass. 02138. Phone (617) 491-5400. In Los Angeles, 8703 La Tijera Blvd. 90045. Phone (213) 775-0472.

Standardize on

**CAMBION**<sup>®</sup>  
...the guaranteed Digital Products.





# international coil winding association

(Devoted Entirely To The Coil Winding Industry)

PRESENTS

## COIL WINDING CHICAGO '74

CONVENTION & EXHIBITION

21, 22, 23, SHERATON O'HARE HOTEL  
May, 1974 ROSEMONT, ILLINOIS, U.S.A.

Devoted exclusively to the coil winding industry this event is being held yet again to serve as a platform for presentation of specialized papers on new materials and techniques and a showcase for displaying the latest product developments.

### CONVENTION:

Papers will be presented by Internationally recognised authorities in various fields of coil winding.

### PRODUCT DISPLAY:

Covering the entire spectrum from coil winding machines to custom built coils.

### EUROPEAN AND HEAD OFFICE

Cleveland House  
344A Holdenhurst Road  
Bournemouth BH8 8BE  
Hampshire  
England  
Telephone: Bournemouth 38738  
Telex: 417123

### NORTH AMERICAN OFFICE

Suite 106  
3158 Des Plaines Avenue  
Des Plaines  
Illinois 60018  
U.S.A.  
Telephone: (312) 696-1688

Please send all details  We are interested in a booth of ..... sq.ft.

NAME ..... please complete in BLOCK LETTERS

POSITION .....

COMPANY .....

ADDRESS .....

.....

PRODUCTS .....

.....

.....

CH!

## New products

lation-product foldover. It is claimed that the digital technique improves performance at the rates of 600 and 1,200 bits per seconds and also permits communications between the model 202 at 1,800 bits per second over unconditioned or switched network telephone lines and at 2,000 bits per second over C2-conditioned private lines. The unit uses crystal-controlled digital transmitters and receivers to achieve stability, and it is unaffected by temperature or supply voltage drifts. Price starts at \$205, and delivery is from stock.

Timeplex Inc., Norwood, N.J. [367]

Tape subsystems are  
for Univac computers

The 3400-3820 series of tape subsystems from Storage Technology Corp. are designed for Univac central processors. These units, which are plug-to-plug- and program-compatible with the Univac 418, 494, 1106, 1108, 1110, will replace the Uniservo 6C, 8C, 12, 16, and 20 tape subsystems. The 3400 series tape drives are the company's standard units, while the 3820 control unit is the company's 3800-III redesigned for correct connection to the word-parallel interface of the Univac units. A Univac multiple subsystem adapter is not required for this connection. Two-year lease for a typical subsystem is \$4,570 per month, a price that includes maintenance, and the purchase price for the same subsystem is \$189,600.

Storage Technology Corp., 2270 S. 88th St.,  
Louisville, Colo. 80027 [368]

Data-acquisition unit  
links with instruments

The Datos 308 is a two-channel miniature data-acquisition system designed for users of such instruments as spectrophotometers, colorimeters and gas chromatographs. The 308 is connected in parallel with the instrument's strip chart recorder or directly on the output of

We think of our enclosures as silent salesmen. The first ten seconds of display for an electronics unit focus simply on the package. Its color (and the other colors available), its finish and style. It won't *break* a sale—the equipment inside does that. But it sure can help *make* one. Our award winning designs and

total color range have proved it.

Does a client need a ventilating grille? A blower? What about writing surfaces, drawers, casters? We have them in production, on line and ready to go—offering the access, flexibility and mobility your clients require. We even paint our units inside and out, and assemble

them for final inspection—including most options and accessories—at the plant.

We're ready with all this, and more. Ready right now.

Write Optima Enclosures, 2166 Mountain Industrial Blvd., Tucker, Georgia 30084 or call (404) 939-6340.

**OPTIMA**

# Before you choose your next enclosure, show this ad to your salesmen.




Other Scientific-Atlanta Inc. Divisions are • Cable Communications • Instrumentation • Electro-Systems • Southern Tool and Machine • Security

# NO ONE

Customizes Switches Like CDI  
Nor Has a More Complete Line

## THUMBWHEEL SWITCHES



Completely sealed against hostile environments.



Mounts on 1/2" centers, retrofits most panel openings for miniature thumbwheel switches.


## ROTARY SWITCHES

Snap-in, snap-out modules in seconds, eliminating downtime.

Tabet Pat.  
2841660,  
2971066,  
3015000,  
2956131,  
2988607.



## PUSHBUTTON SWITCHES



Miniature add/subtract units retrofit most minithumbwheel switch panel openings.

CDI earns its reputation every day for Consistently High Quality, Consistently Good Delivery.



**CHICAGO DYNAMIC INDUSTRIES, INC.**

PRECISION PRODUCTS DIVISION  
1725 Diversey Blvd., Chicago, Illinois 60614  
Phone: 312, 935-4600


Circle 190 on reader service card

## The Brush 481. An 8-channel recorder with built in signal conditioners.

The Brush 481 is ideal for a wide range of scientific and industrial applications.

It has our exclusive pressurized ink writing system for crisp, clear traces, built in signal conditioners, an assured 99.5% linearity, 12 pushbutton chart speeds, and a whole lot more. It comes in rack mounting or portable models with accessories to fit your needs.

Let us tell you more. Write Gould Inc., Instrument Systems Division, 3631 Perkins Avenue, Cleveland, Ohio 44114. Or Kouterveldstraat Z/N, B 1920 Diegem, Belgium.




 **GOULD**

190 Circle 246 on reader service card

## New products

the sensor or its amplifier. The signals are then digitized at 60 times per second, formatted, and sent to a teletypewriter, programmable calcu-




lator, magnetic-tape unit or paper-tape punch, or a computer. Price is \$2,145.

Data Graphics Corp., 8402 Speedway Dr., San Antonio, Texas 78230 [369]

Paper-tape reader  
uses LED source

Eliminating problems caused by variations of light and temperature, the model 4020 paper-tape reader uses a light-dispersion reading method in which light-emitting diodes are the light source. As a re-




sult, the machine can read tapes that are up to 80% transparent. The tape reader tolerates 6% spacing errors and operates at speeds up to 300 characters per second. It is easily adaptable to existing systems and has applications in data transmission, typesetting, numerical control, and data processing.

Facit-Addo Inc., 501 Winsor Dr., Secaucus, N.J. 07094 [370]

Electronics/January 10, 1974

# THERE'S A BETTER WAY TO GO.



Energy shortages tell us we have to change our driving style. Now! It doesn't mean we have to go back to horse and buggy days. But it does mean we have to make every drop of gas give us the most go for our money. Anyone with horse sense knows that a well-tuned car gets better mileage, and in times of fuel shortages, better mileage means a lot.

The Mark Ten B Capacitive Discharge System keeps your car in better tune so it burns less gas. Using Mark Ten B is more than horse sense. It's the smart move under the hood, helping a nation survive an energy crisis and keeping you on the road. Delta Mark Ten. The best way to go.



**DELTA PRODUCTS, INC.**

P.O. Box 1147, Dept. E  
Grand Junction, Colo. 81501  
(303) 242-9000

Please send me free literature.

Enclosed is \$ \_\_\_\_\_  Ship ppd.  Ship C.O.D.


Please send: \_\_\_\_\_ Mark Ten B assembled @ \$59.95 ppd. \_\_\_\_\_ Mark Ten B Kit @ \$44.95 ppd. (12 volt negative ground only) \_\_\_\_\_ Standard Mark Ten assembled, @ \$44.95 ppd. \_\_\_\_\_ 6 Volt: Neg. Ground Only \_\_\_\_\_ 12 Volt: Specify \_\_\_\_\_ Pos. Ground \_\_\_\_\_ Neg. Ground \_\_\_\_\_ Standard Mark Ten Deltakit® @ \$29.95 ppd. (12 Volt Positive or Negative Ground Only)

Car Year \_\_\_\_\_ Make \_\_\_\_\_

Name \_\_\_\_\_

Address \_\_\_\_\_

City/State \_\_\_\_\_ Zip \_\_\_\_\_



# POWER SUPPLIES

Electronic Measurements has designed and built many power supplies to solve a wide range of applications. Design reliability has been field proven since 1968. We have a wealth of application experience, and the flexibility to help solve your power supply problems. Call us.

The table shows the 0.1%-regulation SCR models and 1%-regulation EM models, but Electronic Measurements has a full line, bench-type and modular, with single and multiple outputs, from 5V to 500V and from 2.5A to 650A.

And there's more: remote sensing and programming, automatic E/I crossover, stability within 0.05%, full overload protection, rugged construction that's easy to service, and a five-year guarantee.

In Power Supplies, the best is Engineer Power, from Electronic Measurements. For a short-form catalog, use the Reader Service card, or contact Electronic Measurements.

Rating	Price	
	EM	SCR
6V-600A	\$1,600	\$2,000
7.5V-300A	1,200	1,400
10V-250A	1,200	1,400
10V-500A	1,600	2,000
20V-125A	1,050	1,200
20V-250A	1,275	1,500
20V-500A	2,050	2,650
30V-100A	1,050	1,200
30V-200A	1,450	1,800
40V-60A	950	1,100

Rating	Price	
	EM	SCR
40V-125A	\$1,300	\$1,600
40V-250A	1,975	2,500
50V-200A	1,975	2,500
80V-30A	950	1,110
80V-60A	1,200	1,500
100V-100A	1,975	2,500
120V-20A	975	1,300
120V-40A	1,200	1,500

Rating	Price	
	EM	SCR
160V-15A	\$ 950	\$1,100
160V-30A	1,300	1,600
160V-60A	1,975	2,500
250V-10A	950	1,100
250V-20A	1,300	1,600
250V-40A	1,975	2,500
500V-5A	1,300	1,500
500V-10A	1,600	2,000

19" Rack, 20" depth. Voltage and current adjustable over wide range.

See EEM Vol. 1, Pages 791, 792, 793 for additional product information.



## ELECTRONIC MEASUREMENTS INC.

405 Essex Road, Neptune, N. J. 07753  
 Phone: (New Jersey) 201 - 922-9300 • (Toll-Free) 800 - 631-4298  
*Specialists in Power Conversion Equipment*

## New products

Communications

### Tester isolates network faults

Checkouts of lines, modems, terminals achieved without assistance of remote site

Troubleshooting multipoint polled communications networks has always been a problem. In order to test the lines, operator intervention at remote sites is required, and communications must be interrupted. It



can also be difficult to isolate faults to specific lines, drops, or network elements. Now, Intertel Inc., has taken a systems approach to network diagnosis with its MPT 500 multipoint tester, which can test and isolate faults in modems, telephone lines, and terminals in a network with up to 12 multipoint lines and as many as 40 drops per line, the company says.

Tests are run on a full-duplex, 75-baud, asynchronous, out-of-band test channel between the MPT 500 and a remote-site module, the MP 750, mounted on a printed-circuit card 13.64 by 7.50 inches, that plugs into each Intertel modem on the network. This bandwidth is narrow enough to go through lines, no matter how bad they are, even when the data channel cannot operate, Intertel claims.

The MPT 500 runs three varieties of tests, none of which requires assistance at the remote sites. After the operator's switch selects the line and drop to be tested, he runs a

series of six on-line diagnostic tests for remote terminals, including modem power, line continuity, terminal disabled, terminal power, modem test, and monitoring of the EIA connector pins. All these tests can be run automatically in less than a minute. Special-function tests can also be run on-line by the test system.

The network must be taken off-line to test the transmitter, receiver, and error-detect capability of the central-site modem, to check line quality in line loopback, transmit/receive quality, and to insert transmit and receive errors. Line-error rates on transmit/receive line-quality tests are digitally displayed by the system.

Transmission is over a 600-hertz frequency-shift-keyed carrier. A speaker mounted behind the front panel enables audio-signal monitoring. Speaker straps allow the user to hear input to both data and test channels, or only the data channel. And an LED display on the front panel displays line and drop numbers, name of current test, and test status. Channels not being tested are switched through the MPT 500 with relays.

The instrument, mounted in a standard 19-inch rack, includes one transmitter and one receiver, two channel selectors, modulator and demodulator, TTL logic for tests and display, and factory-programable bipolar ROMs for display memory.

The MP 750 acts as a modulator and demodulator, receives and decodes commands, controls tests at remote sites, and transmits back test results. Because it often must communicate under adverse conditions, a valid command must conform to a format check on two successive transmissions before the 750 will go into the test mode. A battery-powered 300-hertz oscillator transmits an alarm to the central site when ac power is lost at a remote modem. Self-test hardware is also included.

The units, which are compatible with all Intertel modems, test at speeds from 1,200 to 9,600 bits per second. The MPT 500 will lease for \$225 a month on two-year leases, and each MP 750 will lease for \$16

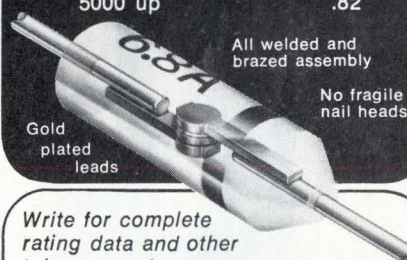
AMERICAN **1** MADE

Tolerance  
**SCHAUER**  
1-Watt  
**ZENERS**

### Immediate Shipment Low Prices

ANY voltage from 2.0 to 18.0

Quantity	Price each
1-99	\$1.07
100-499	.97
500-999	.91
1000-4999	.86
5000 up	.82




All welded and brazed assembly

No fragile nail heads

Write for complete rating data and other tolerance prices.

### Buy the kit— Save a lot



Kit contains a 51-piece assortment of SCHAUER 1% tolerance 1-watt zeners covering the voltage range of 2.7 to 16.0. Three diodes of each voltage packaged in reusable poly bags. Stored in a handy file box. Contact your distributor or order direct.


A \$54.57 value for  
**ONLY \$24<sup>50</sup>**

Semiconductor Division

**SCHAUER**  
Manufacturing Corp.

4514 Alpine Ave. Cincinnati, Ohio 45242  
Telephone: 513/791-3030

# NEW



## Everything You Need To Know About HP DC Power Supplies

Choosing the right power supply for your application is easy with HP's new DC Power Supply Catalog . . . 120 pages . . . featuring photos, specs, drawings and options on HP's complete line of modular, lab, system and digital power supplies . . . PLUS factual and informative details like: Power Supply Terms and Definitions, How To Select Power Supplies, What To Expect From HP Equipment . . . and more . . . yours for the asking.

**For new standards in power supplies —  
think HP.**

HEWLETT  PACKARD

Sales and service from 172 offices in 65 countries.  
1501 Page Mill Road, Palo Alto, California 94304

214017

### New products

a month. Purchase prices are \$7,500 and \$450 respectively.

Intertel Inc., 6 Vine Brook Park, Burlington, Mass. 01803 [401]


### Full-duplex modem has high insensitivity to noise

Wherever simultaneous two-way transmission of data on two wires is required, multiplexing has to be used. And wherever data has to be transmitted over bandwidth-limited or noise-corrupted links, a sophisticated modulation scheme is needed. Both requirements are said to be met by the HG-1010 modem developed by Girsberger, of Eglisau, Switzerland. The full-duplex unit—except for the filters and a limiter—is fully digital and needs no tuning or readjustment. The modem operates with differential-phase-shift-keying modulation, which the company says assures a high insensitivity against noise on the transmission channel. A digital phase-locked loop is included to assure the regeneration of the necessary clock signals at the receiving side. In order to keep the modem simple, easy to maintain, and independent of any supplier of integrated circuits, no large-scale or custom-designed ICs have been used in the unit's design.

Girsberger Elektronik, CH-8193 Eglisau, Switzerland [402]


### Data set offers rate of 4,800 bits a second

Offering a 4,800-bit-per-second rate, the model T208A dataset operates in a synchronous full-duplex config-





Old - Phosphor Bronze



New - Copper Alloy 725

## Honeywell had a perfectly good main frame connector. What in the world made them change it?

A copper alloy called CA 725. Now they use it for new main frame connector springs.

Honeywell's experience with CA 725 has been outstanding. Since bare CA 725 solders readily, resists corrosion and tarnishing, it was possible to eliminate costly gold plating over most of the contact spring.

This allowed Honeywell to get more gold where it is needed - at the contact point. More gold at the contact point increased connector life ten times; made possible by CA 725.

Honeywell's connector manufacturer, Winchester Electronics, knows that CA 725 has a lot to offer in the way of good mechanical properties and excellent fabricability. CA 725 is a standard material available from many copper and brass sources.

Why don't you consider a change for the better? For more detailed facts about CA 725, write The International Nickel Company, Inc., Dept. 3373, One New York Plaza, New York, New York 10004.

Honeywell's new main frame connectors are manufactured by Winchester Electronics.

# INCO

THE INTERNATIONAL NICKEL COMPANY, INC.

Circle 195 on reader service card

# This digital L-C Meter pays for itself!



Priced at only \$550, Systron-Donner's unique digital L-C meter can pay for itself in 60 days. That's because its automatic digital readout saves hours of measuring time. Model 9400 measures inductance from 0.1  $\mu$ H to 100 mH and capacitance from 0.1 pF to 100  $\mu$ F with an accuracy of  $\pm 1\%$ . BCD systems interface is standard.

Applications? Incoming inspection, production testing, component identification, general lab use—to name a few.

Once you use this digital L-C meter you'll swear by it. **So take us up on this offer:**

Yes, I'd like to try your L-C meter for 10 days at no cost or obligation.

Name \_\_\_\_\_

Company \_\_\_\_\_

Street \_\_\_\_\_

City \_\_\_\_\_

State \_\_\_\_\_

Zip \_\_\_\_\_

Phone \_\_\_\_\_

For literature, contact your local Scientific Devices office or Systron-Donner at 10 Systron Drive, Concord, CA 94518. Phone (415) 682-6161.



**SYSTRON-DONNER**

## New products

uration on dedicated, unconditioned voice-grade lines. It is end-to-end compatible with the Western Electric 208A set. An automatic equalizer continuously adapts the T208A to changing line characteristics so that operator attention is not necessary. Turnaround time is 50 milliseconds, and a synchronous capability allows for use in polling applications. Price is \$3,750.

Rixon Inc., 2120 Industrial Parkway, Silver Spring, Md. [405]


## Miniature laser system puts out 6-watt pulses

A miniature laser system for sensing and communications is designed to replace cables and conduits. The injection lasers and receivers can be operated with rechargeable batteries at a range exceeding one mile. Short, high-energy light pulses of 6 watts peak power and pulse width of 15 nanoseconds separate the signals from the background. Laser repetition rate is controllable up to 20,000 pulses per second for pulse-position-modulation communications, and rise time is  $600 \times 10^{-12}$  seconds. Price of a system is less than \$1,000, including modulator and power supply.

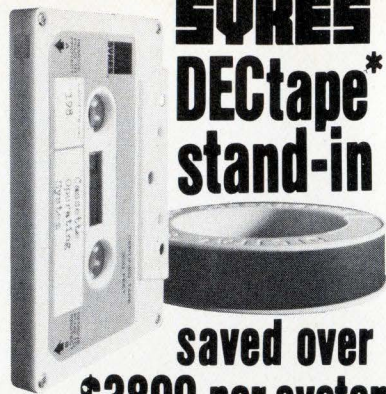
Electronic Products for Industry, 1241 Birchwood Dr., Sunnyvale, Calif. [403]

## Interface allows 16 Novas to communicate directly

A 1-megaword-per-second multi-computer interface is designed specifically for Nova computers and is called the MCI-10. The device per-



# At Bell Labs the SYKES DECTape\* stand-in



saved over **\$3800 per system**

**Attention PDP-11 users. The Sykes Compu/Corder 220 gives you DECTape capability and performance at about half the price! Delivery: 30 days.**

Compare these performance features of DECTape and the Sykes Cassette system. Then compare the price.

	DECTape	Sykes C/C 220
Capacity (blocks of 256, 16 bit words)	578/reel	578/cassette
Number of decks	2	2
Search speed	97 ips	120 ips
Start time	150 msec	20 msec
Stop time	100 msec	30 msec
Inter-record gap	8 inches	.10 inches
Ease of handling	Open reels	cassette
Price (single unit)	\$8,700	\$5,198
Installation	300	—


Total **\$9,000** **\$5,198**

If you are operating under PDP-11 DOS, the Compu/Corder *directly* replaces DECTape, and the PDP-11 DOS software is compatible *without modification*. Under DOS, all DECTape commands are automatically performed by the SYKES Cassette System.

If you are not operating under DOS, look into the Sykes Cassette Operating System (COS) which includes such programs as: Relocatable Assembler, Linker, Text Editor, Utilities, etc., and eliminates the headaches of paper tape.

The Sykes Compu/Corder has been field proven in over 1300 installations. Write for your free brochure today. You save about half!

\*DECTape and PDP-11 are registered trademarks of Digital Equipment Corporation.



# SYKES

SYKES DATATRONICS INC. ®  
375 ORCHARD STREET  
ROCHESTER, NEW YORK 14606  
(716) 458-8000 TELEX 97-8326

# Our new low-profile keyboard is solid-state. Our new low price is mechanical.



We've expanded your keyboard options dramatically with our new SD low-profile keyboard.

It makes MICRO SWITCH solid-state prices (based on 1975 delivery) competitive with less reliable mechanical-contact keyboards.

So price is no barrier. No matter what your need. Be it word processing, point-of-sale or other data entry applications.

We've coupled our unique Hall effect switch with an advanced "flip chip" ceramic mounting technique to further increase the reliability of our solid-state keyboards.

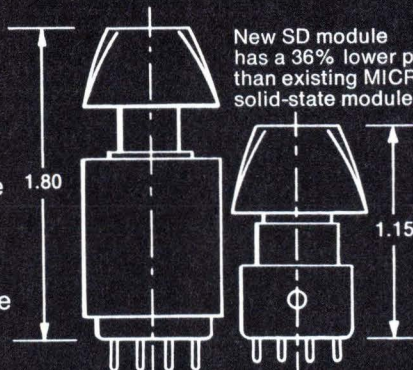
And our new low-profile design is ideal for modern

compact terminal needs.

Picture a MICRO SWITCH keyboard in your system design. We're ready to talk prototypes now, with production in late 1974.

Contact a MICRO SWITCH Branch Office for complete information.

It's the change you've really been looking for.



New SD module has a 36% lower profile than existing MICRO SWITCH solid-state module.


**MICRO SWITCH**

FREEPORT, ILLINOIS 61032  
A DIVISION OF HONEYWELL

MICRO SWITCH products are available worldwide through Honeywell International.

Circle 197 on reader service card

# Grayhill brings all PC terminals out one side



## switches from logic levels up to 1/4 amp

- 1/2 inch switches with 10 or 12 positions—1 or 2 poles per deck—1 to 12 decks.
- Designed for wave-soldering process—resists flux contamination
- Enclosed construction at price levels as low as or lower than open wafer switches.

Here's a new Grayhill miniature switch specifically designed for the small loads—and the specialized mounting techniques—of low voltage circuitry. Probably the smallest switch you can find with all PC terminals in the same plane, the switch is surprisingly small in the price dimension too... for enclosed construction and Grayhill quality. For more information on this new member of the Grayhill Series 71 family, write for Bulletin #236... and consult EEM for information on other Grayhill switches.



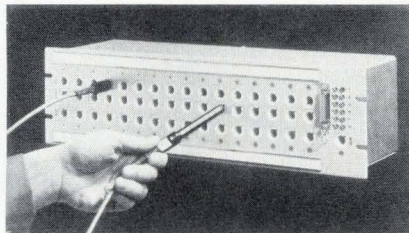
561 Hillgrove Avenue • LaGrange, Illinois 60525  
(312) 354-1040

## New products

mits as many as 16 Novas to communicate directly from memory to memory at a 1-megahertz 16-bit-word rate. Computers can be separated by as much as 250 feet. Price is \$3,800 per computer.  
Elsytec Inc., Syosset, N.Y. [404]

## Patching system transfers data with one patchcord

An EIA standard RS-232 interfacing and patching system, called the Dyna-Patch, is designed to transfer an entire EIA duplex data circuit, together with clock and control signals, by means of a single patchcord, thus permitting flexibility in rearranging interconnections in a data system. The unit's jacks provide normal through-circuits with-



out the use of any patchcords. Alternate circuit connections are made by inserting a single 12-conductor shielded patchcord. Circuits may be monitored or tested without interruption by patching to a monitor jack, where signals appear at individual test points through an EIA standard 25-pin connector.

Cooke Engineering Co., 900 Slaters La., Alexandria, Va. 22314 [406]

## Plug-in module doubles monitor's frequency range

Called the RFM 11-A, a plug-in module increases the maximum capability of the Singer FM-10C communications-service monitor from 512 megahertz to 1.3 gigahertz. This equips the monitor to service transmitters and receivers in the following band assignments: common carrier, Tacan/DME, air-traffic-control radar beacons, and the proposed

# Help college help you.

Businesses like yours gave over \$340,000,000 to higher education last year.

It was good business to do so. Half of all college graduates who seek work go into business. The more graduates there are, and the better educated they are, the more college serves the business community.

Your money was vital to colleges. It relieved financial pressures, made planning more flexible, and contributed to the kind of basic and applied research that puts new knowledge and technology at the service of industry.

So that colleges can continue to help you, give to the college of your choice now. For information on ways to do it, please write on your letterhead to Council for Financial Aid to Education, Inc., 6 East 45th Street, New York, N.Y. 10017. Ask for the free booklet, "How Corporations Can Aid Colleges and Universities."




Council for Financial Aid to Education, Inc.

Advertising contributed for the public good.



# VACTEC PHOTODETECTORS

VACTEC adds one lobster and two new detectors  
(NPN phototransistors & silicon cells)  
to make the broadest line of  
photodetectors in the World.



New NPN silicon phototransistors and  
DIP package opto-isolators.


New complete line silicon P on N  
photovoltaic (solar) cells. N on P Blue  
sensitive also available.

Vactrols (opto-isolators) incandescent  
or LED drivers with photoconductors  
in new low cost packages.

Photoconductive Cells. Six different  
materials and nine packages.

Selenium photovoltaic cells, custom detector or array designs and a portable photometer complete the line.  
Contact VACTEC for any photodetector application.

Circle 199 on reader service card




**VACTEC, INC.**

2423 Northline Industrial Blvd.  
Maryland Heights, Mo. 63043  
Phone (314) 872-8300



**THE SMALLEST LED SWITCH/INDICATOR ON THE MARKET**



ACTUAL SIZE

**NOW AVAILABLE IN RED, GREEN, YELLOW AND REDUCED 10%!**

**LOW AS \$3.70** Each in 100 Qty's.

Subminiature SSBL Series combines long life LED and SPST-NO-DB switch in a low cost, highly reliable unit that fills a variety of display and control functions — especially where space is limited. Projects only 3/8" behind panel with turret lug terminals (as shown) or 1" with .025" square Wire-Wrap terminals. Mounts in 1/4" hole on 3/8" centers.

Bright indication, low power consumption and resistance to shock, vibration and extreme temperature changes make this LED the perfect replacement for incandescent or neon lamps in low current, solid state applications. Lens has Fresnel rings that distribute light for maximum visibility.

Momentary contact pushbutton switch has rating of 100 mA @ 115 VAC and life exceeding 1 million operations at rated current. The SSBL operates from a 5 VDC supply; however, can accommodate up to 28 VDC by adding an external series resistor.

**MATCHING LED INDICATOR**



**LOW AS \$2.70** Each in 100 Qty's.

The SSIL Series has all the outstanding features of the SSBL, but is an indicator only. Built-in resistor adapts unit for 5 to 28 VDC operation.


TEC also has a matching switch only — the SBS — plus subminiature indicators and switch/indicators with neon and incandescent lamps.

NOTE: Green and yellow LED's are available only with 5V rating.



9800 N. ORACLE ROAD  
TUCSON, AZ. 85704  
(602) 297-1111

**New products**



new 900-megahertz assignments for land-mobile radio. Price is \$1,295.

Singer Instrumentation, 3211 S. La Cienega Blvd., Los Angeles, Calif. 90016 [407]

**All-electronic PABX handles up to 600 lines**

An all-electronic private automatic branch exchange is made with large-scale integrated circuits so tiny that 64 switching crosspoints fit into an area the size of a pencil point. The system handles up to 600 lines and is of modular construction. The LSI chips, only 0.03-inch square, in the model 600 also contain the logic needed to set up and maintain telephone connections. Similar-size chips are used for control functions. The result is a system that is said to be 1/10th the size of most electro-mechanical switches in current use.

RCA Government and Commercial Systems, Moorestown, N.J. [408]

**Data compressor, modem system cuts line costs**

A data compressor and modem system, called the FacDac, can connect to most popular facsimile transceiver-telecopiers and is said to be able to reduce long-distance telephone costs by at least 80%. The unit works on unconditioned dial-up lines and offers a transmission time of about 30 seconds for a typical business letter. Four operational modes are provided: record, transmit, receive, and print.

Karr Data Communications, Box 1287, 9601 Sunset Blvd., Beverly Hills, Calif. 90213 [409]

**Is equipment service squeezing your profit?**

RCA Service Company can supply comprehensive maintenance, emergency and installation service coast-to-coast, for electronic or electro-mechanical industrial and commercial equipment marketed by you. We're specialists on communications, control and data processing equipment maintenance for the large user, and account of the manufacturer.


- Stop the profit squeeze.
- Compare price and benefits.
- Eliminate service headaches.
- Decrease down-time.
- Lower overall service costs.

Write or phone for details:  
B. L. Grossman, Building 204-2  
RCA Service Company  
A Division of RCA  
Camden, New Jersey 08101  
Phone: (609) 779-4129



Circle 248 on reader service card

**BROADBAND**



**AMPLIFIER**

**MODEL AM-102**

- 5-300 MHz Frequency Range
- 9.5dB Gain @ 50 MHz
- +15dBm Min. 1dB Output Compression
- \$69/Stock Availability



39 Green Street, Waltham, Mass.  
(617) 899-1900 • TWX 710-324-6484

# BEST



Model 5100  
U.S. Pat. No. 3,735,269

## FREQUENCY SYNTHESIZER

- **\$2750**
- **0.001 Hz to 2 MHz Range**
- **0.001 Hz Resolution**
- **Full Programmability** BINARY OR BCD
- **No Switching Transients**
- **Direct Digital Techniques**  
NO MIXING OR PHASE LOCKING
- **High Spectral Purity** —70db SPURIOUS  
—55db HARMONIC
- **High Stability**  $\pm 2 \times 10^{-8}/^{\circ}\text{C}$  STANDARD  
 $\pm 2 \times 10^{-10}/^{\circ}\text{C}$  OPTIONAL
- **Precision Attenuator**  
0 TO 85db IN 1db STEPS PLUS CONTINUOUS CONTROL  
(PROGRAMMABLE ATTENUATION OPTIONAL)
- **High Output Voltage**  
10 VOLTS P-P, 50-OHM SOURCE IMPEDANCE

For immediate information on how Rockland can meet your specific application and delivery requirements — call our local rep or Dave Kohn directly at:

# ROCKLAND

ROCKLAND SYSTEMS CORPORATION 230 W. Nyack Rd., W. Nyack, N.Y. 10994 • (914) 623-6666

# We bridged the forward surge gap. For extra protection.


Our bridge rectifier ratings for DC output and forward surge capacities are substantially greater than those of competitive devices. Even though our physical dimensions are the same.

So, our single phase and three phase bridge rectifiers provide important added safety at normal operating levels.

You no longer have to take the chance of using a marginally rated bridge rectifier and running the chance of expensive down time and replacement costs.

Wagner single and three phase bridge rectifiers as well as center tap rectifiers come in standard size packages. Only our current ratings and forward surge ratings are higher.

B-10 Series. DC rating-30A@75°C Case. Forward Surge rating-400A@ rated load. B-10 Series replaces look-

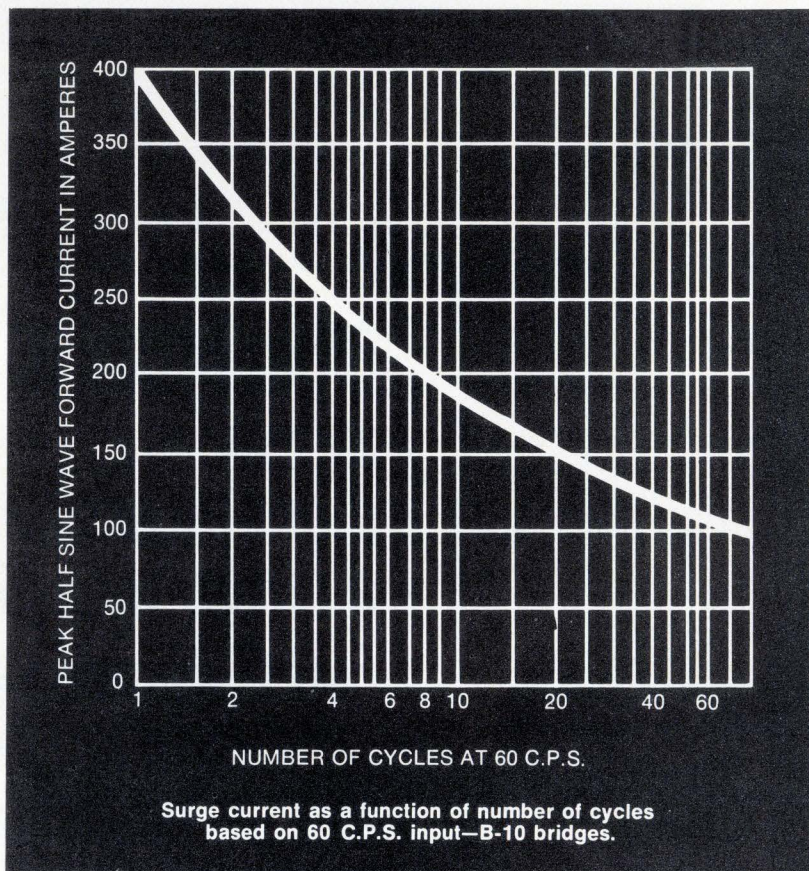


alike bridges rated up to 25A and from 50 to 1,000 PRV per leg.

B-40 Series. DC rating-15A@75°C Case. Forward surge rating-300A@ rated load.

B-50 Series. DC rating-10A@75°C Case. Forward surge rating-300A@ rated load.

For additional information on Tung-Sol® bridge rectifiers, write to: Tung-Sol Division, Wagner Electric



Corporation, 630 West Mt. Pleasant Avenue, Livingston, New Jersey 07039.

Wagner makes other quality products in volume for the electronics industry, including vacuum fluorescent readouts, power supplies and subsystems, silicon rectifiers, resistors, miniature lamps and status indicators. And Wagner offers contract manufacturing.

## WAGNER®

We've got a lot more riding for you.



Reliability is buying 100 DPM's and having less than five fail in your plant — or in the field, installed in your instrument.

You're probably *not* getting reliability now and it's costing you \$5, \$10, up to \$25 *extra* for every DPM you buy — not only for the ones that fail, but the ones that don't too!

Consider the paperwork costs, the shipping costs, the downtime costs, and the cost of useless inventory; and you'll see we're right. Then add on customer frustration,

wasted time, mistakes on vital readings — and the cost will *really* mount up.

LFE has a complete line of the most reliable DPM's available today. Not according to "calculated MTBF" numbers, but actual experience. The initial cost is probably a little higher than less reliable units, but you pay less — and worry less — in the long run.

LFE Digital Panel Meters, Digital Control Meters, and Digital Temperature Indicators are available in models ranging from 2½

digits to 4¾ digits. For complete specifications and for applications assistance on LFE's Digital Panel Meters, Digital Temperature Indicators, and Digital Control Meters, call or write LFE Corporation, 1601 Trapelo Road, Waltham, Massachusetts 02154, telephone (617) 890-2000.



Process Control Division

Circle 203 on reader service card

a new concept in  
digital panel meters...  
**RELIABILITY**





## New SPERRY™ Clock Display

**lowers cost of electronic clocks!** This unique SPERRY Clock Display not only helps cut engineering expense, reduce assembly time and lower component cost,

it looks a lot better than other displays now on the market.


FOR COMPLETE TECHNICAL INFORMATION,

write Sperry Information Displays, P.O. Box 3579, Scottsdale, Arizona 85257 or phone (602) 947-8371.



There's more eye appeal in SPERRY Displays!

Circle 204 on reader service card




Up electrical yields with low-temperature hermetic sealing.

The Diacon 8 to 36 lead package systems for surface-sensitive devices saves assembly time and other packaging costs.

For information, call or write...

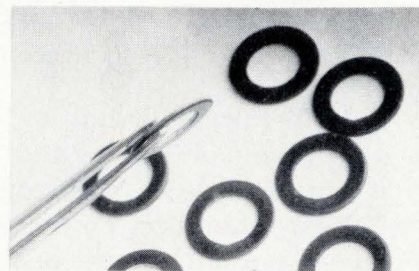
**DIACON, INC.**

4812 Kearny Mesa Road  
San Diego, California 92111  
(714) 279-6992



204 Circle 250 on reader service card

## New products/materials



**Ceramic wear parts**, claimed to have the hardness of tool steel, are made to print in fully fired Aremcolox Grade 502-1100 ceramic. After curing, the material exhibits a hardness of 6 on the Moh's scale. The material can also be polished to a 6-microinch finish. Applications for the parts are in computer tape guides and resistance-welding jigs. Aremco Products Inc., Box 429, Ossining, N.Y. 10562 [476]

**An RA-type flux** is said to offer greater soldering capabilities than military R- and RMA-type fluxes. Known as Lonco resin flux 106-A, the material has good wetting, capillarity, and solder-flow characteristics, especially on single-sided or through-hole solder-plated circuits. Corrosion potential is 60,000 ohms-per-centimeter resistivity. London Chemical Co. Inc., 240 Foster Ave., Bensenville, Ill. 60106 [477]

**A thermosetting resin**, called Dienite, for use in circuitry and molded components, provides good insulation, along with heat resistance for intermittent exposures of up to 500°F. The material also cures rapidly, can be made soft or flexible, and exhibits low moisture absorption and long storage stability. It can also be made flame-resistant or self-extinguishing. The Firestone Tire & Rubber Co., 1200 Firestone Parkway, Akron, Ohio 44317 [478]


**A modified lithia-alumina-silicate ceramic** is a refractory material that is primarily used in the brazing of ceramic-to-metal subassemblies, such as semiconductor rectifiers, diodes, transistors, and flatpacks. The material exhibits virtually zero coefficient of linear expansion. Krohn Ceramics Corp., 211 Seventh Ave., Hawthorne, N.J. 07507 [479]

# MOS Metric Converter Calculator Array

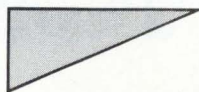


## U.S. TO METRIC or METRIC TO U.S.

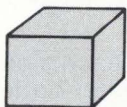
### 36 DIFFERENT CONVERSIONS



**LENGTH**  
 IN.  $\longleftrightarrow$  CM.    YD.  $\longleftrightarrow$  M.  
 FT.  $\longleftrightarrow$  M.      MI.  $\longleftrightarrow$  KM.




**AREA**  
 IN.<sup>2</sup>  $\longleftrightarrow$  CM.<sup>2</sup>    YD.<sup>2</sup>  $\longleftrightarrow$  M.<sup>2</sup>  
 FT.<sup>2</sup>  $\longleftrightarrow$  M.<sup>2</sup>      MI.<sup>2</sup>  $\longleftrightarrow$  KM.<sup>2</sup>



**VOLUME**  
 IN.<sup>3</sup>  $\longleftrightarrow$  CM.<sup>3</sup>    YD.<sup>3</sup>  $\longleftrightarrow$  M.<sup>3</sup>  
 FT.<sup>3</sup>  $\longleftrightarrow$  M.<sup>3</sup>      MI.<sup>3</sup>  $\longleftrightarrow$  KM.<sup>3</sup>



**LIQUID**  
 OZ.  $\longleftrightarrow$  CC.    QT.  $\longleftrightarrow$  L.  
 GAL.  $\longleftrightarrow$  L.



**MASS**  
 OZ.  $\longleftrightarrow$  G.  
 LB.  $\longleftrightarrow$  KG.



**TEMPERATURE**  
 $^{\circ}$ F  $\longleftrightarrow$   $^{\circ}$ C

### FIVE FUNCTION CALCULATION WITH MEMORY



Need Details? We've A Data Sheet That Delivers.  
 Simply Write Or Phone.

**HEADQUARTERS** — Applications Mgr.: Mr. Julius Hertsch;  
 MOS Technology, Inc., Norristown, Pa. 19401

**CENTRAL REGION** — MOS Technology, Inc., 838 S. Des Planes  
 St., Chicago, Illinois 60607 • (312) 922-0288

**EASTERN REGION** — Mr. William Whitehead, Suite 307 — 88  
 Sunnyside Blvd., Plainview, N.Y. 11803 • (516) 822-4240

**WESTERN REGION** — MOS Technology, Inc., 2172 Dupont Dr., Suite  
 221, Patio Bldg., Newport Beach, Calif. 92660 • (714) 833-1600


WE'VE TURNED  
 A TECHNOLOGY  
 INTO A  
 COMPANY



**MOS TECHNOLOGY, INC.**

VALLEY FORGE CORPORATE CENTER, NORRISTOWN, PA. 19401 (215) 666-7950

an affiliate of  
**ALLEN-BRADLEY**



# VIVE LA DIFFÉRENCE!

## Storage is more than phosphor deep in the Nicolet 1090 Digital Storage Oscilloscope

At first glance the 1090 may look like a typical storage oscilloscope, but practically the only similarity is the presence of a CRT. The differences run the gamut from higher accuracy and resolution to much easier operation and the ability to look backward in time from the trigger.

The 1090 stores so much information about a waveform that it would take an analog storage oscilloscope with an enormous screen to show similar detail. Yet the 1090 does this by expanding any selected portion of the display on its screen up to 64 times, providing a display that is effectively 16 by 20 feet in size.

Moveable electronic crosshairs permit the selection of any data point on the waveform for normalized numerical readout of time and voltage values. There's no con-

version to do, thus no mental calculations.

If you wish, you can *look backwards* in time from the sweep trigger to observe conditions leading up to the trigger. This means, for example, that you can investigate the change in the air's electrical potential just prior to and just after a lightning bolt. Or you can record equal amounts of time on either side of nearly any *unpredictable trigger* and display the waveform with the trigger centered. Since the 1090's Model 92 plug-in unit has two inputs, you can also *compare cause-and-effect* relationships in great detail.

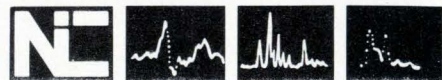
Ease of use is incomparable. Screen erasure is automatic. There's no mode switching and no need for intensity or enhancement adjustments. To capture a signal, just touch a button. To

release it and see each signal as it occurs, touch another button. You can choose to capture and hold the next signal, the previous signal, or the present one. Remote control is available for these functions.


Every captured signal may be inspected in ultra-fine detail for as long as you wish. You can even retain an older waveform for future comparison while you use the remaining 1/2 or 3/4 of 1090 memory for other measurements.

Write or phone for more details on use of a 1090 in your laboratory.

**NICOLET INSTRUMENT CORPORATION**



5225 Verona Road, Madison, Wisconsin 53711  
Phone: 608/271-3333 TWX: 910/286-2713



# You just won the data race

Seven different kinds of high performance recorders are here now to help you track processes, power, experiments, tests, and pollution. Graphic and digital recorders, up to 200 channels, save time, money, and data reduction. Check Esterline Angus for the most comprehensive line of dependable recorders in the world. Ask for complete catalog or a demonstration.

#### Prizes!

**Speed Servo® II.** Broad line of 0.3 sec. response, single and two-channel, ink or inkless, wide chart linear servo recorders.

**Direct writing.** Dozens of models measure and record all power parameters, also events. 1 to 40 channels.

**Multipoint.** Programmable. Ink or inkless writing up to 24 channels. Most dependable recorders of their type.

**Miniservo™.** New 10 cm-wide servo with 0.5 sec. response, sensitivity to 1 mV, many options, lowest price.

**Minigraph.** Compact, low cost inkless chart single, two-channel, time share, temperature and event recorders.

**D-2020 Data Systems.** 5 to 200 channels of data in digital printout of absolute or integrated measurements. Options include computer input, alarms, thermocouples.

**X-Y recorders.** Big line with many options including X-Y-Y'. (Available in Europe through Honeywell.)


Esterline Angus, Box 24000, Indianapolis, Indiana 46224.  
Tel. 317/244-7611.



**ESTERLINE ANGUS**

A UNIT OF ESTERLINE CORPORATION

# MONO-KAP™



**RADIAL LEADED  
MONOLITHIC CAPACITOR**

Underneath its epoxy coating, it's got a chip for a heart — a USCC/Centralab ceramic chip capacitor, 100% monolithic construction. Solid reliability for business machines, computer and communications use; rugged enough to meet mil-spec requirements yet priced for commercial applications.

Capacitance from 4.7 pF to 10 Mfd, working voltages 50 to 200 VDC and a variety of dielectric characteristics.

Best of all — AVAILABLE. USCC has recently improved chip capacitor deliveries . . . now radial leaded

Mono-Kaps are available in as little as 12 weeks for non-stock items.

Remember. USCC/Centralab or your local Centralab industrial distributor.

We deliver.




**USCC/Centralab**

Electronics Division ■ Globe-Union, Inc.



2151 North Lincoln Street ■ Burbank, California 91504  
(213) 843-4222 ■ TWX: 910-498-2222

# the 'best buy' counters are here!



Now is the time for all of us to carefully consider every purchase.

For instance, if you are planning to purchase a new counter/timer, we invite you to take a flinty eyed look at the new Flukes. Nowhere in the entire market place are there better buys. Nowhere will you find a counter line where owner benefits are constantly raised and at the same time owner costs are being lowered.

Take our Model 1952 for instance. Here's an instrument which counts from DC to 80 MHz or 515 MHz optionally. It offers 50 mV sensitivity. It provides six functions: 1. frequency, 2. frequency ratio, 3. single period, 4. multiple period average, 5. time interval measurement, and 6. gateable totalize. Read-out is 7-digit LED or optionally 8 and 9 digits. Matched input channels feature full control of coupling, slope and trigger level. Features include units annunciation, overflow, gate and trigger level status lamps. Optionally you can add BCD output and a TCXO with improved temperature stability. Yet the base price is only \$695. Add every option we've got and you're still under \$1400.

Or look at our Model 1980A VHF/UHF Telecommunications Frequency Counter. Here's the precision instrument to service



mobile land, sea, and air communications systems quickly, accurately. Measure frequencies in the field or in the lab from 5 Hz to 515 MHz with a sensitivity of 50 mV over the entire range. Read frequency from a 6-digit LED display. For total portability, add a snap-on battery pack for completely portable operation with up to 5 hours continuous use. And the cost of this little gem is only \$795. Add all of the options and you're still under \$1200.

Then there's our blue plate special, the full five function Model 1950A. Measure frequency, frequency ratios, single periods, multiple period averages, or totals. Features include 6-digit LED display with automatic annunciation, variable trigger level control with status lamps and a switch selectable input attenuator. For field use, remember the instrument weighs only 5 pounds and will operate from 12 vdc.


Optional features include BCD output and TCXO for super stability as well as full accuracy. Price of the basic unit is just \$445. All the options are less than \$300 more.

So you see, the Fluke counter attack has been launched with a vengeance. Perhaps you should join our army.

In the continental U.S., dial our toll free number 800-426-0361 for the name and address of your nearest local source. Abroad and in Canada, call or write the office nearest you listed below, John Fluke Mfg. Co., Inc., P.O. Box 7428, Seattle, Washington 98133. Phone (206) 774-2211. TWX: 910-449-2850. In Europe, address Fluke Nederland (B.V.), P.O. Box 5053, Tilburg, The Netherlands. Phone 013-67-3973. Telex: 844-52237. In the U.K., address Fluke International Corp., Garnett Close, Watford, WD2 4TT. Phone, Watford, 33066. Telex: 934583. In Canada, address ACA, Ltd., 6427 Northam Drive, Mississauga, Ontario. Phone 416-678-1500. TWX: 610-492-2119.



Unlike beer, tires,  
and Italian actresses,  
C&K's Flatted Toggle  
Switch is appealing  
because it's flat.




Engineering samples on request.

It's also competitively priced, made in America for rugged high-quality performance, and available in SPDT, DPDT, 3PDT and 4PDT models. A sleek, modern-looking visual design element that's as flat as Twiggly.

For more information, contact:  
**C&K COMPONENTS, INC.,**  
103 Morse St., Watertown, MA 02172  
(617) 926-0800.

Circle 210 on reader service card



**YOU'RE WHISTLING IN THE DARK...**

if you think that heart disease and stroke  
hit only the other fellow's family.

**GIVE ... so more will live**  
**HEART FUND** 

*Contributed by the Publisher*



10 MHz to 18 GHz

## MCL is now a leader in solving your high power r-f and microwave testing problems.

Many customers remember us for the "extras" engineered and built into our microwave cavities, e.g., our potted anode bypass assembly.

But some may not be aware that MCL currently offers one of the industry's largest and most diverse power oscillator, amplifier and systems lines.

The same extra margin of reliability and performance customers have learned to expect from our cavities is also a feature of our instrumentation products.

For a recommended solution to your high power testing problem—without obligation—write us today. MCL, Inc., 10 North Beach Avenue, La Grange, Illinois 60525. Or call (312) 354-4350.

**MCL**  
INC

See us in  
EEM-Vol. 1 pp. 551-566



## New literature

**Tape recorder.** A two-page information sheet is available from Ampex Corp., 401 Broadway, M/S 11-12, Redwood City, Calif., describing the model PR-2200 portable instrumentation-type tape recorder. The illustrated data sheet, No. D-218, gives major features and specifications of the recorder. Circle 421 on reader service card.

**Test system.** Teradyne Inc., 183 Essex St., Boston, Mass. 02111. A 15-page brochure provides information on the model J384 computer-operated test system for semiconductor memories. The unit can perform functional and parametric tests on static and dynamic MOS and fast bipolar memories with capacities up to 4,096 4-bit words. [422]

**Diffusion boats.** Electronic Slicing and Dicing Inc., 45 Osgood St., Methuen, Mass. 01844, has issued a 12-page catalog on quartz-diffusion boats. The catalog contains drawings, descriptions, and price information. [423]

**Standards.** IEEE, Standards Department, 345 E. 47th St., New York, N.Y. 10017. The 32-page 1974 standards catalog lists more than 350 standards publications by subject, as well as in numerical sequence. Standards listed in the catalog cover test methods, graphic symbols, definitions, and applications methods, for example. [424]

**Function generators.** Ailtech, City of Industry, Calif. 91748. A brochure describes in detail the company's 5-, 10-, and 20-megahertz function generators with built-on sawtooth generators. [425]

**Rectifiers.** General Instrument Corp., 600 W. John St., Hicksville, N.Y. 11802, has issued a 12-page cross-reference guide to silicon bridge rectifiers that are rated at from 1 to 25 amperes. [426]

**Keyboard switches.** A line of keyboard switches, designed for such applications as data terminals, calculators, and business machines, is described in an eight-page brochure

# WHEN YOU MAKE THE BEST CMOS IC'S IN THE BUSINESS, IT'S HARD TO BE MODEST.



Who says we make the best? We do and our customers do. What's more, we can prove it. Only Inselek offers you C/MOS with the most optimum combination of higher speed (3 times faster than monolithic C/MOS) and lower power dissipation (typically less than 10 nW) than any other logic family. Pin-for-pin compatible with the CD4000 series too!

You can select from over 25 standard circuits and our own INS4201S - 4x4 cross point switch, or, INS4200S - 256x1 C/MOS RAM. We'll even custom fabricate an IC for your own LSI application in production quantities.

Get the density and power of MOS with the speed of bipolar in a package designed to meet your most critical military and commercial requirements. In addition, Inselek's cost/performance ratio is one of the best around.

Modesty forbids us from discussing high noise immunity, temperature ranges, etc., but you can contact us for the latest technical specs. If you do, we'll include a "It's Hard To Be Modest" button.

For detailed information on C/MOS, RAM's or other Inselek IC's, or our new do-it-yourself SOS wafer kit, call or write Inselek, Inc., 743 Alexander Road, Princeton, N.J. 08540 (609) 452-2222.

**INSELEK™**  
SALES OFFICES IN CONCORD,  
MASS. (617) 369-5298 AND  
AGOURA, CALIF. (213) 889-2788



DISTRIBUTORS: WEST COAST—WESTATES (213) 341-4411  
NEW ENGLAND—GREEN SHAW (617) 969-8900  
MID-ATLANTIC—WILSHIRE ELECTRONICS (609) 786-8990

Circle 211 on reader service card

### Own your own holder to hold your own!

Hold your own copies of Electronics in specially designed slipcase holders. They'll keep your Electronics library neat and handy—a permanent information file, issue by issue.

Just complete the coupon and mail to Jesse Jones. He'll process your order upon receipt, postpaid.

**ELECTRONICS BOXER**  
Jesse Jones Box Corporation  
2250 E. Butler St., Philadelphia, Pa. 19137

Please send me:  boxes @ \$4.25 each;  3 boxes @ \$12.00;  6 boxes @ \$22.00.  
My check or money order is enclosed.


Name: \_\_\_\_\_

Address: \_\_\_\_\_

City: \_\_\_\_\_

State: \_\_\_\_\_

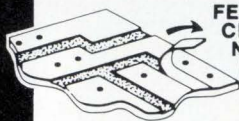

Zip: \_\_\_\_\_



CIRCUIT-STIK introduces

# GP BOARDS

**GENERAL PURPOSE  
CIRCUIT BOARDS  
Plug-in & Chassis Mounting  
and ELECTRONIC  
PACKAGING MATERIALS**



**FEATURING  
CIRCUIT-STIK'S  
NEW CUT &  
PEEL BOARDS**

## GP CIRCUIT BOARDS

### HIGH QUALITY

- FR-4 Blue Epoxy Glass
- Computer "DRILLED", High Accuracy Holes (not punched)
- Mil-Spec Plating
- Precision Routed Edges

### VERSATILITY

- Mix All Types of DIP Sockets (8 to 40 Leads)
- Low, Medium and High Profile Interconnections
- Hybrid Designs for Mixing Discretes and Sockets
- Designed for Edge Connector "Plug-In" or Chassis Mounting
- RFI Shielding

### HIGHEST DENSITY

- Up to 50 DIP's on one 4½" x 6½" Plug-In Card
- Plus Space for 50 Decoupling Capacitors

### COMPLETENESS of STANDARD DESIGNS

- Choose from 74 Off-the-Shelf Boards
- 4 Sizes of Boards available

### APPEARANCE

- Beautiful Gold, Blue and Bright Tin

### FULL LINE of ACCESSORIES (HIGH QUANTITY PRICING AVAILABLE)

- Sockets - Low and Standard Profile, P.C. and Wire Wrap - Molded Nylon and Highest Quality Gold Contacts
- Adapterplugs
- Connectors
- Card Pull Handles

### EPOXY GLASS BOARD MATERIALS

- 76 Standard off-the-Shelf Boards
- Including Unclad, Copper Clad, Cut & Peel Copper Clad, Pre-etched "X-Y" Pattern and Plated thru Hole Copper Clad
- .100" Grid Hole Pattern or Undrilled

SEND FOR YOUR FREE CATALOG

**circuit-stik®**

P.O. BOX 3396  
Torrance, California 90510  
Phone (213) 530-5530

## New literature

from Oak Industries Inc., Switch division, Crystal Lake, Ill. 60024 [427]

**Signal conditioner.** A two-page bulletin from Vishay Intertechnology Inc., 64 Lincoln Highway, Malvern, Pa. 19355, describes the model BA-4 signal conditioner, an instrumentation package consisting of a seven-stage dc amplifier, plus and minus shunt calibration network, and bridge completion. [428]

**Load cells.** A short-form catalog gives information on a line of load cells. Provided with charts and descriptions, the brochure is available from Interface Inc., 7210 E. Acoma Dr., Scottsdale, Ariz. 85260 [429]

**Data conversion.** Micro Networks Corp., 5 Barbara Lane, Worcester, Mass. 01604. An eight-page catalog describes 50 data-conversion products and contains electrical and mechanical specifications. [430]


**Connectors.** A handbook from Microtech Inc., 777 Henderson Blvd., Folcroft, Pa. 19032, describes the use of ultraminiature connectors and cables for high-density packaging. [431]

**Process effects.** Institute of Printed Circuits, 1717 Howard St., Evanston, Ill., has published a report prepared jointly by the Process Effects and Assembly and the Joining Techniques Committees. The report consists of a check list of causes and recommended corrective actions for various problems encountered in wave-soldering printed-circuit boards and assemblies. [432]

**Card cases.** Vector Electronic Co., 12460 Gladstone Ave., Sylmar, Calif. 91342, has issued an eight-page pocket catalog describing the line of assembled card and module cases intended for both prototype and production use. [433]

**Power units.** Induction Process Equipment Corp., 32251 N. Avis Dr., Madison Heights, Mich. 48071. A technical bulletin describes the line of solid-state induction-heating inverter power units called Statiplo-

## PICTURE, PATTERN, OR PLOT



Now you can afford to add instant graphic hard copy output to your data terminals, storage tubes, computer outputs, SSTV, scanning sensors.

■ Get low cost hard copy by instant graphic recording on ALFAX Type A electrosensitive paper where electricity is the ink.

■ Interface ALDEN "Flying Spot" Component Recorders by simple synchronizing with your sweep circuit or scanning sensors and record directly from your target or cathode signal current.


Send for free brochure:  
"ALDEN Components to Picture,  
Pattern or Plot"

**ALDEN**  
ELECTRONIC & IMPULSE RECORDING EQUIPMENT CO. INC.  
Westboro, Mass. 01581 Tel: (617) 366-8851 TELEX: 94-8404

Circle 253 on reader service card

# \$500\*

## BALANCED



## MIXER MODEL MD-108

- DC - 500 MHz
- 7dB Conversion Loss
- 30dB Isolation
- 8 - Pin Relay Header

\* 500 piece qty. 1-49 pieces (\$7.00)  
50-499 pieces (\$6.00).


**anzac**  
ELECTRONICS




39 Green Street, Waltham, Mass.  
(617) 899-1900 • TWX 710-324-6484

# NOBLE


## CONTROLS FOR AUDIO DEVICES




**SLIDE VARIABLE RESISTOR**  
Stroke sizes available are 25, 30, 45 and 60mm, each available in the gang type. Various shapes of lever are prepared.




**BALANCE VOLUME**  
This is a volume which is able to one-touch control four sound sources. The maximum manipulation angle of the lever is 60°. Each of the built-in volumes can be manipulated freely over the full stroke. Measuring 60×60mm in outside diameter and 50mm in depth.




**V16L5TGR**  
This series is a multiple section variable resistor provided with a variety of functions on a single axis specially designed for use in audio equipment for cars. Various switching functions can be integrated such as: vol., tone, bal., prog., eject., and power switch on the control shaft side and band switch, reverse switch and circuit switch on the tuning shaft side.



**AP351**  
AP351 is the high-grade step-type variable resistor that has been newly designed to meet the growing requirements for higher performance and better feeling of the audio industries.



**SY02**  
A new lever-type power switch developed by combining the pull-push switch with satisfactory results as the power switch for color TV, and the lever system with excellent switching feeling. (Utility model pending)



**METAL OXIDE FILM RESISTOR**  
These have been designed for use in TVs, radios, instruments, computers, and other electronic equipment. These resistors have excellent moisture resistance and superior overload capacity to give satisfactory performance characteristics.

### MAIN PRODUCTS

Variable Resistor, Electronic Switch, Capacitor Fixed Resistor, Power Resistor, etc.



NOBLE

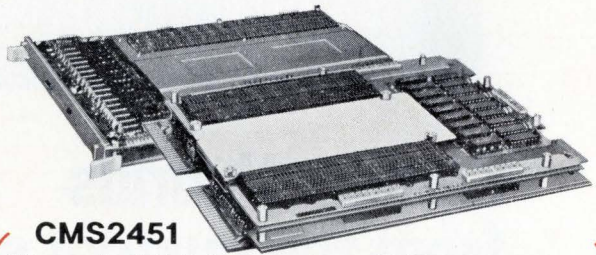
ALL ROUND ELECTRONIC COMPONENTS MANUFACTURER  
**TEIKOKU TSUSHIN KOGYO CO., LTD.**

335 Kariyado, Nakahara-ku, Kawasaki, Kanagawa, Japan  
Tel: (044) 42-3171 Cable: TEITSU-KAWASAKI  
Telex: 3842-155

**FUJI**

## EAROM PERFECTION WITH NOVEL FERRITE CORE

New memory system operated as a **NDRO** operating mode has been developed. This **non-volatile** core memory is operated as an **Electronically Alterable Read Only Memory** with low power consumption and high speed over a wide temperature range. The **EAROM WRITER EW2001** is available to rewrite information of this system. This unit rewrites the stored information in 8 track paper tape. Since the stored information is retained indefinitely, it has a wide range of applications, such as micro program, sequential control, customer program, character generation, and code conversion for computer and I/O machine of peripheral devices.



**CMS2451**  
(4K words-18 bits)

**CMS2251**  
(2K words-9 bits)

**STANDARD MODELS**


A complete system card operated by TTL input/output in the 2.5D mode or bipolar sensing mode is available. Fast access times up to 100ns are possible. Power dissipation is a low 4.5 watts for 2K bytes and a low 7 watts for 8K bytes. Operation over a wide temperature range from 0°C to +50°C without temperature compensation is possible. The price of this EAROM is comparable to that of RAM. Quick delivery of not only standards models, but also of EAROM manufactured to the customer's design is possible.

Model	Capacity	Access time	Dimensions
CMS2251A	2048W	150 ns max.	9.3" × 7.5" × 0.9"
CMS2251B	×9 bits	300 ns max.	
CMS2451A	4096W	150 ns max.	10" × 15" × 0.9"
CMS2451B	×18 bits	300 ns max.	

## FUJI ELECTROCHEMICAL CO., LTD.

**Head Office:** Hamagomu Bldg., 5-36-11, Shinbashi, Minato-ku, Tokyo, Japan  
TEL: 434-1271

**Overseas** New York, TEL: (212) 532-5630  
**Office:** Los Angeles, TEL: (213) 620-1640  
Düsseldorf, TEL: (211) 89031



## Custom Hybrids from the custom shop.

## Dickson.

They call us "*The Specialists*" with good reason when it comes to custom hybrid integrated circuits.

Dickson has over 7 years solid experience in manufacturing custom hybrids to the most exacting Government and customer specifications. In addition to our knowledgeability in thick film techniques, we offer you extensive experience in hermetically sealed packaging for special needs.

Reliability? Dickson custom hybrids are manufactured to Mil-STD 883.

So come to the "Custom Shop" for your custom hybrid needs. And be *sure*.

*"Where Quality Makes the Difference"*

 **DICKSON**  
ELECTRONICS CORPORATION  
PHONE (602) 947-2231 TWX 910-950-1292 TELEX 667-406  
P. O. BOX 1390 • SCOTTSDALE, ARIZONA 85252



### New Literature

wer IV, which convert low-frequency ac line current to high-frequency ac current for heat-treating applications. [434]

**Connectors.** A line of connectors, available in a miniature series compatible with military specifications, and a line of hermetic connectors are described in bulletin 124 from The Deutsch Co., Municipal Airport, Banning, Calif. 92220. [435]

**Rf semiconductors.** KSW Electronics Inc., S. Bedford St., Burlington, Mass. 01803. A 16-page catalog and selection guide provides information on the Implion series of ion-implanted semiconductors. [436]

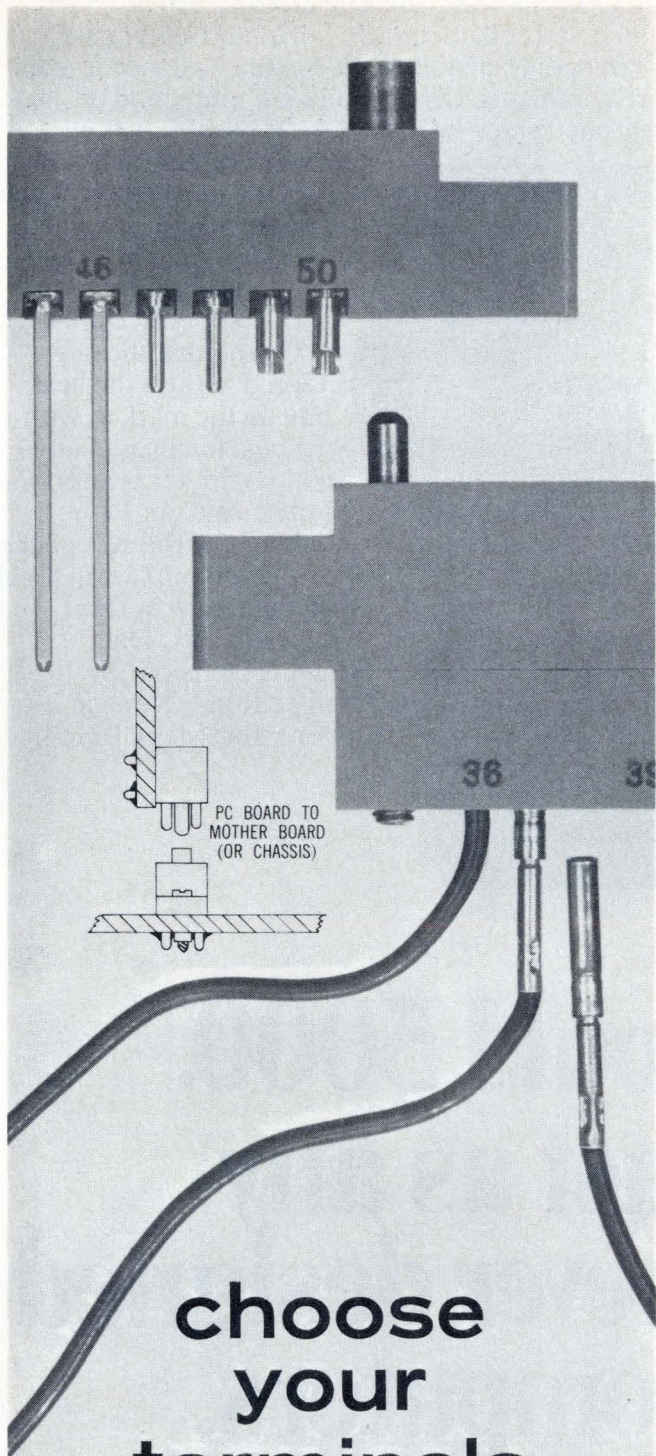
**SCR power controller.** A four-page condensed product bulletin covering the Red-Pac family of SCR power controllers is available from Vectrol Inc., 1010 Westmore Ave., Rockville, Md. 20850. This reference guide is intended to assist the designer in selecting the proper device for specific applications [437]

**Recorders.** Soltec Corp., 10747 Chandler Blvd., N. Hollywood, Calif. 91601, has issued a brochure providing information on four low-cost strip-chart recorders. [438]

**Rf transistors.** A four-page catalog from Amperex Electronic Corp., Slatersville, R.I. 02876, presents technical and applications information on high-performance rf transistors for CATV, MATV, communications, and instrumentation. [439]

**Card readers.** A family of card readers is described in a 12-page brochure available from Bridge Data Products/Okita Corp., 738 S. 42nd St., Philadelphia, Pa. 19104. The brochure provides specifications and gives modes of operation, as well as data on capabilities. [440]

**Waveguide isolators.** E&M Laboratories, 5388 Sterling Center Dr., Westlake Village, Calif., has issued product bulletin 107 describing low-loss broad-bandwidth waveguide isolators for Ku-band applications. [391]



## choose your terminals

On most all AirBorn subminiature connectors for printed circuit board or conventional interconnection applications, you can choose soldercup, dip terminal, Wire-Wrap\* post, or crimp barrel terminations. For information on AirBorn's entire subminiature line, call 214/233-2000 or write our Dallas plant at 4321 AirBorn Drive, Addison, Texas 75001.

\*Registered trademark of Gardner-Denver Company

# AirBorn, Inc.

Circle 256 on reader service card



## Licon takes the "butterflies" out of the rush hour.

By putting its double-break, double reliable Butterfly® switches to work in mass transit systems.


Licon® switches are at work 24 hours a day, in automatic door devices, on thousands of mass transit vehicles throughout the world. Rugged, dependable, and able to withstand countless trouble free operations under most severe conditions.

The same rugged dependability is yours in every basic Licon switch. What are your load requirements? What kind of actuator or mounting will best suit your needs?

Look to Licon: Your Licon representative or distributor has a switch solution for you.

**ITW LICON**

Division Illinois Tool Works Inc.  
6615 W. Irving Park Road  
Chicago, Illinois 60634  
Phone (312) 282-4040  
TWX 910-221-0275



# LICON

puts ideas to work  
in electronics

The Innovative Electronic Group of ITW...  
LICON ■ ELECTRO MATERIALS ■ PAKTRON

© ILLINOIS TOOL WORKS INC. 1974

Circle 215 on reader service card

It's everything you've ever wanted in a peripheral for your mini. With a price/performance ratio superior to every other electrostatic printer/plotter on the market.

In fact, the Gould 5000 gives you 1200 lines per minute—or 600 more than Brand V. And at a lower price.

That means you get high speed for improved mini throughput efficiency. Low cost for economic justification. And, of course, high reliability backed by Gould's reputation for quality.

But you also get a lot more. Resolution of 100 dots per inch. Full alphanumeric and graphic capabilities. 132 characters per line. A 64 ASCII character set. Fan fold and roll paper. 8 bit wide data path.

Optional features? The Gould 5000 is loaded. 96 ASCII character set, upper and lower case. 128 ASCII character set custom designed to your requirements. On-line mini-computer and off-line magnetic tape interfaces.

What's more, Gould software is the most efficient and flexible available anywhere. It lets your mini print and plot considerably faster than competitive units.

We say that the new Gould 5000 is the best buy on the market, with the best features of any mini-computer printer/plotter. And our Pete Highberg or Bill Koepf can prove it to you. Get in touch with them now at Dept. E1, Gould Inc., Data Systems Division, 20 Ossipee Road, Newton Upper Falls, Mass. 02164.



# The new Gould 5000. Twice as fast as any printer/plotter ever designed for mini-computers.


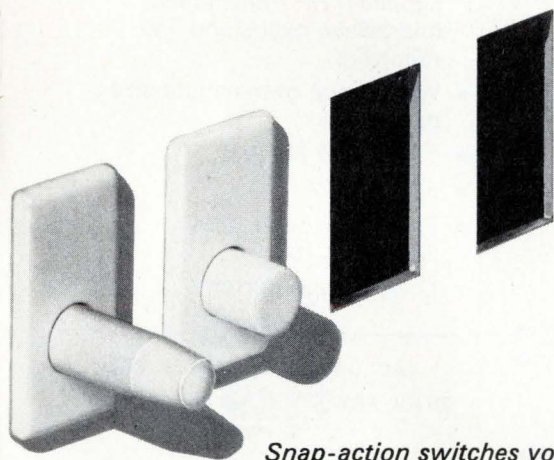
DATA SYSTEMS DIVISION

 **GOULD**

# The most **FORGETTABLE** panel-mount switch you can buy...

is also the  
fastest to install...


## **SNAP!**



*Snap-action switches you snap-in your panel . . . and forget.* Switches that keep switching practically forever . . . because of Cherry's exclusive long-life, long-overtravel coil spring mechanism. Switches that stay put practically forever, too . . . because the semi-sealed nylon cases have molded-in serrated spring lock clips. These "forgettable" single pole (SPDT) switches are rated 10 amps, 125 VAC. Also available in double pole (DPDT) circuitry . . . and in Gold "Crosspoint" contacts for positive switching of low energy circuits.

### **SNAP UP A FREE SAMPLE FOR YOUR PANEL**

Just TWX 910-235-1572 . . . or PHONE 312/689-7700 and ask Frank to give you facts on panel-mount switches . . . or circle appropriate reader service number.



E69-00A Momentary Action  
Circle No. 231  
for Free Sample




E69-20A Push-Pull (Reset)  
Circle No. 232  
for Free Sample



E69-30A Momentary & Pull-to-Override Interlock  
Circle No. 233  
for Free Sample



E69-60A Alternate Action  
Circle No. 234  
for Free Sample



E69-40A Momentary Action/Short Button  
Circle No. 235  
for Free Sample

# CHERRY

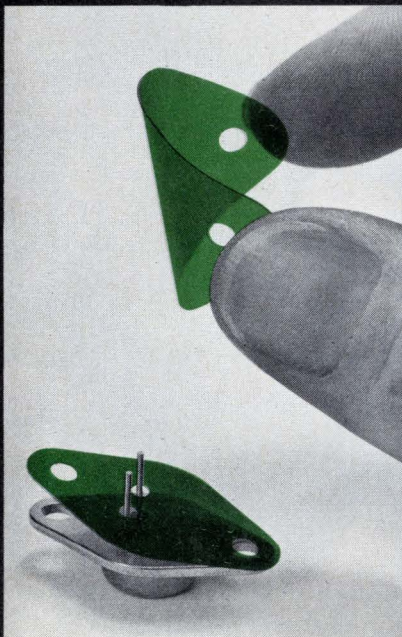
**CHERRY ELECTRICAL PRODUCTS CORP.**  
3608 Sunset Avenue, Waukegan, Illinois 60085



Cherry affiliates worldwide • Hirose Cherry Precision Co., Ltd., Tokyo • G. W. Engineering Pty. Ltd., Sydney  
Cherry Electrical Products (U.K.) Ltd., St. Albans, Herts • Cherry Mikroschalter GmbH, Bayreuth, Germany

# NEW LOW-COST THERMAFILM II

Easy-to-handle  
insulating washers  
cost less than mica



- No chipping
- No peeling
- No breaking
- Bright green color identification
- Interface thermal resistance .6°C/W
- 1000 V/mil dielectric strength
- For case temperatures to 125°C

Now available from Thermalloy:  
New, low-cost Thermafilm II with  
the superior electrical properties  
of original Thermafilm. Helps you  
reduce rework and rejects, im-  
prove product reliability.

## MOUNTING KITS

Also available in convenient, low-  
cost mounting kits for TO-3 and  
TO-66 packages.

**FREE SAMPLES**

Circle reader service number



**Thermalloy Inc.**

P.O. BOX 34829

2021 VALLEY VIEW LANE/DALLAS, TEXAS 75234  
TELEPHONE (214) 243-4321/TWX 910-860-5542

## New books

**Electrical Breakdown in Gases**, J.A. Rees, John Wiley & Sons, 294 pp., \$22.50.

**Parametric Amplifiers**, J.C. Decroly, L. Laurent, J.C. Lienard, G. Marechal, J. Vorobeitchik, John Wiley & Sons, 442 pp., \$32.50.

**Telecommunication Systems Engineering**, William C. Lindsey, Marvin K. Simon, Prentice-Hall Inc., 574 pp., \$25.00.

**Illustrations in Applied Network Theory**, F.E. Rogers, Crane, Russak & Co., 228 pp., \$11.75.

**Linear Circuits for Electronics Technology**, Gary M. Miller, Prentice-Hall Inc., 332 pp., \$13.95.

**Digital Magnetic Tape Recording for Computer Applications**, L.G. Sebestyen, Chapman and Hall, 157 pp., \$12.50.

**Electronics in the Life Sciences**, Stephen Young, John Wiley & Sons, 198 pp., \$11.50.

**Electronics for Neurobiologists**, Paul B. Brown, Bruce W. Maxfield, and Howard Moraff, the MIT Press, 543 pp., \$19.95.

**Technological Change in Printing and Publishing**, Lowell H. Hattery and George P. Bush, Hayden Book Co., 275 pp., \$13.75.

**Proceedings of the Fourth Annual Pittsburgh Conference**, edited by William G. Vogt and Marlin H. Mickle, Instrument Society of America, 532 pp., \$25.00.

**The World of the Computer**, John Diebold, Random House, New York, 457 pp., \$10.00.

**Radar, Sonar, and Holography**, Winston E. Kock, Academic Press, 140 pp., \$9.50.

**The Art of Computer Programming**, Donald E. Knuth, Addison-Wesley Publishing Company 634 pp., \$19.50.

# High Voltage Diffused Silicon Rectifiers

- For commercial and industrial applications that require high reliability at economical cost. Examples: CRT power supplies, RF transmitters, microwave ovens and TV receivers
- Wide range of minimum sized packages
- 1 KV to 40 KV ( $V_R$ )
- 5 mA to 2A ( $I_O$ )
- Fast recovery series, 250 nsec. ( $t_{rr}$ )
- Low leakage currents



(ACTUAL SIZE) SERIES VG20  
20 KV PRV **\$149** ea. (1000 qty)

## INDUSTRIAL MULTIPLIERS

- Doublers, Triplers, and Quadruplers
- For CRT terminal display systems, TV receivers and similar high voltage applications
- Nominal output voltages: 19 KV to 24 KV with 10 KV to 6 KV peak-to-peak maintained (no load conditions)

Other Varo Semiconductor, Inc. high voltage rectifiers include series connected diodes containing stacks of avalanche chips and PC board mounted for X-Ray apparatus.

Design us in —  
We'll stay there




**VARO**

**VARO SEMICONDUCTOR, INC.**

P.O. BOX 676, 1000 NORTH SHILOH,  
GARLAND, TEXAS 75040  
(214) 272-4551 TWX 910-860-5178



# The Kluge Vs. Monochip



## Costs

Parts and material	\$4.50
Assembly and testing	3.00
	<hr/>
	7.50

## Delivery

2 to 16 weeks if you can get all the components.

## Performance

It works if all the parts work.



## Costs

\$2.90 total (or typically 50% less than a discrete assembly).

## Delivery

Prototypes in 2 weeks followed by volume delivery. Fully tested.

## Performance


Monolithic IC reliability. Equivalent performance.

Monochip contains all the components you might use in a wide variety of circuits. But the last metalization layer is left unfinished to make the exact circuit you want. A designer's kit for \$39 complete with easy-to-use design rules and parts gets you started. You can design your special circuits into a standardized product available at standard prices. And the Monochip is multisourced.

Beat the kluge, call us. **INTERDESIGN**

Interdesign, Inc., 1255 Reamwood Ave.  
Sunnyvale, CA 94086  
(408) 734-8666

## AUTOTRACK MOUNT



**AUTOTRACK SCR-584 RADARS**  
360 degree azimuth, 210 degree elevation sweep with better than 1 mil. accuracy. Missile velocity acceleration and slewing rates. Amplitude and servo control. Will handle up to 20 ft. dish. Supplied complete with control chassis. **ALSO** in stock—10 cm. van mounted radar system. Conical scan. PPI. 6 ft. dish. Ideal for S band telemetry, weather, balloon trk. missile trk, rocket trk. ECM range. Write for complete data. 600 pg. instr. bk. avail. at \$25 ca.

### 1 MEV LINEAR ACCELERATOR

Dual Mode. Ion or Electron. RF Drive, 300 KHZ at 45 KW. Includes control console, RF unit, accelerator, etc.

### MOD IV HIGH RESOLUTION TRACKER

Instrumentation radar. freq. 8.5-9.6 GHz. Pwr: 250 KW. .1 mil tracking accuracy. 6' Fresnel lens antenna with 4 horn monopulse feed. Tracking range 50 or 200 miles. Formerly used as range safety radar at Cape Kennedy.

### PULSE MODULATORS

245 KW LINE PULSER Output 16 KV at 16 amp. .25  $\mu$ s at 4000 PPS.  
405 KW FLOATING DECK PULSER Output 20 KV at 20 amp. 1  $\mu$ s to 10 millisecond pulse.  
500 KW LINE PULSER Output 22 KV at 28 amp. 4/1.75/2.25  $\mu$ s at 2500/300 PPS.  
1 MW HARDTUBE MIT MODEL 9 Output 25 KV at 40 amp. .25-2  $\mu$ s at .002 D.C.  
2.0 MW LINE PULSER Output 30 KV at 70 amp. 1/2  $\mu$ s at 600/300 PPS.  
3 MW LINE PULSER Output 39 KV at 75 amp. .25/1  $\mu$ s at 500 PPS.  
10 MW LINE PULSER Output 76 KV at 135 amp. 2.5  $\mu$ s at 350 PPS.  
17 MW LINE PULSER Output 17 KV at 1000 amp. 2-5  $\mu$ s at 150-2000 PPS.

### HV POWER SUPPLIES

6.3 KV @ 5. Amp; 20KV @ 1.3 Amps; 35KV @ 1.5 Amps; 28KV, 70MA; 12KV @ 800MA; 18KV @ 2.25 Amps; 17.5KV @ 1.8 Amps.

**HUNDREDS MORE IN STOCK  
LARGEST RADAR  
INVENTORY  
IN WORLD.**  
WRITE  
FOR  
CATALOG  
ON YOUR  
LETTERHEAD

## RECON DRONE CONTROL RADARS

X Band systems autotrack and search complete with plotting boards. Fully mobile van mounted. Gives PPI, slant range, altitude data. Ground to air control links and beacons also in stock. AN/MPQ-29 & AN/UPW-1

### RADAR DATA MICROWAVE LINK

Freq. 7.1-7.9 GHz. Pwr. 100 mw., 4 channels. Transmits video, pulse, synchro, and voice information. Mfr. Motorola.

### SPARE PARTS IN STOCK

Nike Ajax, Nike Hercules, M-33, MPS-19, TPS-ID, TPS-10D, FPS-6, SPS8, SCR-584, HIPAR.

### RADAR & RF PKGS.

34ghz 40kw Pulse RF pkg  
24ghz 40kw Pulse bomb toss system  
16ghz 130 kw Pulse B-58 search radar system  
**X BAND SEARCH 40 KW PULSE WEATHER RADAR**  
**X BAND AUTOTRACK 250KW PULSE M-33** compl w/ plot boards  
**X BAND BEACON 400 W PULSE AN/DPN-62**  
**X BAND AUTOTRACK 50KW PULSE B-47** fire control complete  
**C BAND WEATHER RADAR 250 KW PULSE**  
**C BAND HEIGHT FINDER**  
AN/FPS-26 5 megawatt output.  
AN/TPS-37, 1 megawatt output.  
**C BAND 1 MEGAWATT AUTOTRACK**  
10ft dish mortar locator MPQ-21  
**C BAND 285KW PULSE Search AN / SPS-5**  
**S BAND AUTOTRACK 500 KW PULSE 10' DISH**  
**S BAND 1 MEGAWATT COHERENT AN / FPS-18**  
**S BAND 1 MEGAWATT PULSE NIKE ACQ.**  
**S BAND 5 MEGAWATT HEIGHT FINDER AN / FPS-6**  
**S BAND BEACON 1 KW PULSE**  
**L BAND 500KW PULSE AN / TPS-ID / E**  
**L BAND 5 TO 20 KW PULSE**  
400mhz 1KW CW AN / FPS-23  
225mhz 1 MEGAWATT PULSE AN/TPS 28  
2-30mhz 100KW PULSE  
CW .950-5ghz 150 WATTS  
CW 1.5mhz-10.5ghz 5 WATTS  
CW 7.4 GHz 2 KW  
**AN / GPG-1 SKYSWEEP TRACKER**  
3 cm. auto. tracking radar system. Comp. pkg. w/ indicator sys. Full target acquisition & auto. tracking. Input 115v 60 cy. new. In stock for immed. del. Entire sys. 6' x 3' x 10". Ideal for infrared tracker, drone tracker, missile tracker. R & D.

Lowest Prices • Factory Marked • Buy 3 or more. 10% discount

# Largest Selection TTL IC's

Buy 100 — Take 20%

Type	Sale	Money Back	Guarantee
SN7400	\$0.30	SN7455	.55
SN7401	.30	SN7460	.30
SN7402	.30	SN7461	.35
SN7403	.30	SN7462	.35
SN7404	.35	SN7464	.30
SN7405	.35	SN7465	.50
SN7406	.55	SN7470	.50
SN7407	.55	SN7471	.55
SN7408	.35	SN7472	.50
SN7410	.30	SN7473	.55
SN7411	.35	SN7474	.55
SN7413	.95	SN7475	1.00
SN7415	.55	SN7476	.65
SN7416	.55	SN7477	.95
SN7417	.55	SN7480	.65
SN7420	.30	SN7481	1.25
SN7421	.55	SN7482	.99
SN7422	.35	SN7483	1.25
SN7425	.50	SN7485	.55
SN7426	.36	SN7486	.55
SN7430	.30	SN7489	4.00
SN7432	.35	SN7490	1.49
SN7437	.55	SN7491	1.35
SN7438	.55	SN7492	1.35
SN7440	.30	SN7493	1.35
SN7441	1.40	SN7494	1.35
SN7442	1.50	SN7495	1.35
SN7443	1.50	SN7496	1.35
SN7444	1.50	SN74107	.70
SN7445	1.50	SN74108	.95
SN7446	1.65	SN74112	.95
SN7447	1.45	SN74113	.95
SN7448	.50	SN74119	.95
SN7450	.30	SN74121	.60
SN7451	.30	SN74122	.95
SN7453	.30	SN74123	1.20
SN7454	.30	SN74125	.71

\* "DIP" Packages

### SPECTROL CERMET

## Any 2 "MICRO" POTS

Model No. 41-2-1  
1/4 x 3/8 x .160" rectangular, 15-turn, wedge-shaped pins, for easy pc work. 3/4 watt 20% screwdriver side.

Model No. 53-1-1  
Single-turn, 3-leads, screwdriver top. 1/2 watt. TO-5 transistor size, fits transistor sockets.

Ohms: 10, 20, 50, 100, 200  
Resistance: 1K, 2K, 5K, 10K, 20K  
Power: 50K, 100K, 200K, 500K, 1 Meg

Model No. 53-2-1  
1/4 x 3/8 x .160" rectangular, 15-turn, wedge-shaped pins, for easy pc work. 3/4 watt 20% screwdriver side.

Terms: add postage. Rated: net 30  
Phone Orders: Wakefield, Mass. (617) 245-3829  
Retail: 16-18 Del Carmine St., Wakefield, Mass. (off Water Street). C.O.D.'S MAY BE PHONED

## POLY PAKS

'IC's, Semi's, Parts

P.O. BOX 942 S, LYNNFIELD, MASS. 01940

## Radio-Research Instrument Co. INC.

3 Quincy St., Norwalk, Conn. 06850 • 203-853-2600

CIRCLE 951 ON READER SERVICE CARD

## CUSTOM LSI-MOS

Cut your costs and package size on your systems, memories and most circuit designs by converting them to custom-designed LSI/MOS chips.

If you find it difficult and too expensive to produce your large circuits contact our Interactive Computer-Aid Design people. We'll help you do the job. The way you want it.

So if you want to improve the quality and reliability by converting your discrete assembly, TTL, DTL or hybrids, call us. We'll reduce the package size and do it at a price you can afford. Prototypes and small volume quantities are our specialty.

### MULTI-LOGIC CORPORATION

55 B. St., Burlington, Mass. 01803 (617) 273-2227

CIRCLE 952 ON READER SERVICE CARD

## IMMEDIATE DELIVERY Minis & Peripherals DEC—HIS—NOVA SEL—HP—MOHAWK

CPU, Card, Printer, Tape, Disk

NEW • MOHAWK 4320 PRINTERS  
• DATA PRINTER V132

PDP 8 CPU \$1500

\$750 Minis

TELETYPE 35 & 37  
DEC & HONEYWELL Modules  
617/261-1100

Send for Free Report "Maintenance of Computers"

AMERICAN USED COMPUTER CORP.  
P.O. Box 68, Kenmore Sta., Boston, MA 02215  
member COMPUTER DEALERS ASSOCIATION

CIRCLE 953 ON READER SERVICE CARD

## FREE ALARM CATALOG

Full line of professional burglar and fire alarm systems and supplies. 80 pages, 400 items. Off-the-shelf delivery, quantity prices.

mountain west alarm  
4215 n. 16th st., phoenix, az. 85016

CIRCLE 954 ON READER SERVICE CARD

## free catalog

POTTING APPLICATORS  
MANUAL OR AIR OPERATED

2 1/2cc 6cc 12cc 30cc  
FOR POTTING, ENCAPSULATING ETC.

PHILIP FISHMAN CO., INC.  
7 CAMERON ST. WELLESLEY, MASS. 02181

CIRCLE 956 ON READER SERVICE CARD

CIRCLE 957 ON READER SERVICE CARD

## FREE CATALOG

### HARD-TO-FIND PRECISION TOOLS

Lists more than 1700 items—pliers, tweezers, wire strippers, vacuum systems, relay tools, optical equipment, tool kits and cases. Also includes four pages of useful "Tool Tips" to aid in tool selection.

JENSEN TOOLS  
4117 N 44th Street, Phoenix, Ariz. 85018

CIRCLE 958 ON READER SERVICE CARD

## 400 SCIENTIFIC BOOKS

No Book More Than \$10—Most Less Than \$5

New free catalogue has extensive listings in physics, chemistry, mathematics, design, astronomy, psychology, biology, engineering. Complete Heidelberg and Wykeham Science Series. SPECIAL OFFER ON ELECTRONICS TECHNOLOGY SERIES.

H. SHPRENTZ CO.

Box 83-EA, Irvington, NY 10533

CIRCLE 959 ON READER SERVICE CARD

## PERFORMANCE AND RELIABILITY

WITH ECONOMY

We Can Fulfill Your Needs!

Electronics and Electro-Optics For Laboratory Prototype, Production & Field Including

- RF Multimeters and Accessories
- RF Detectors
- Reflection Coefficient Bridges and Sets
- Terminations and Calibrated Mismatches
- Broadband RF Amplifiers and Multicouplers (2MHz to 1GHz)
- L-C and Crystal Filters
- Voltage Controlled RF Attenuators
- Opto-Electronic Detector/Amplifiers
- Active Probes and Adapters
- Peak-N-Notch Tunable Active Filters
- "500" Series Analog Modules (To 1MHz)
- Custom Engineered RF Signal Processing Subsystems

Call • Write • Circle-The-Number • Now For Data and Application Info

Radiation Devices Co.  
P.O. Box 8450  
Baltimore, Maryland 21234 U.S.A.  
Telephone (301) 665-2764



CIRCLE 960 ON READER SERVICE CARD

# Need a highly stable function generator? Digital synthesizer? Digital phase generator?



## Get all three in the GF106

which outperforms all others, while saving money in offering: Square, Sawtooth, Triangle, Squared Sine, outphased sine signals / Crystal-driven / Constant output level and phase throughout the range. / Three simultaneous outputs / Burst operation / Full programmability (option) / Automatic Frequency Scanning (option) / 0.001 Hz to 100 kHz Frequency Range. / Accuracy: 0.0001%.

AUSTRALIA : Warburton Franki, CHATSWOOD NSW

■ BELGIUM : F.R.T., LILLE ■ CANADA : I.R.C., SCARBOROUGH ■ DENMARK : Hans Orgreen, KROGSHOJVEJ ■ WEST DEUTSCHLAND : Enatechnik, HAMBURG ■ FINLAND : Nores OY, HELSINKI ■ GREAT BRITAIN : E.F.M. - Dynamco, ANDOVER ■ ITALY : Telav, MILANO ■ ISRAEL : Monsel, HAIFA ■ NETHERLANDS, Inelco, AMSTERDAM ■ NEW ZEALAND : AWA, WELLINGTON ■ NORWAY : Rodland & Rellsmo, OSLO ■ SPAIN : I.E.P., MADRID ■ SOUTH AFRICA : Hans Pollack, JOHANNESBURG ■ SWITZERLAND : Memo AG, ZURICH ■ UNITED STATES : New York (201) 673-2500, Philadelphia (215) 673-5600, Baltimore (301) 796-5600, Atlanta (404) 436-5169, Orlando (305) 894-9863, Huntsville (205) 837-5778, Seattle (206) 622-0177, San Francisco (408) 268-2600, Dayton (513) 252-5627, Chicago (312) 398-1420, Minneapolis (612) 925-1883, Dallas (214) 363-5291, Denver (303) 427-5299, Salt Lake City (801) 571-0129, Albuquerque (505) 281-5602, Phoenix (602) 939-6757, Los Angeles (213) 789-0418.

### *SCHNEIDER ELECTRONICS*

3 Hazel Street Peabody, Mass 01960  
tel. : (617) 535 56 20


### *SCHNEIDER ELECTRONIQUE*

MESURE - CALCUL - VISUALISATION  
27-33, rue d'Antony, 94150 Rungis, France.  
Tél. 686.76.10. Téléc : SHNEDEL 20419 F

# RELEASE AGENTS

for Potting, Encapsulating, Laminating,  
Filament Windings, and Lay-ups.

- Save money by reducing rejects and increase speed.
- Increase production output.
- No cleaning prior to painting or bonding.
- Dependable multiple releases.
- No mold build-up.
- Retention of details.
- Use with all epoxies.



We have several standard release agents (both silicone and non-silicone types) to meet most needs. We also make custom solutions to meet unusual requirements. Aerosol spray cans or bulk.

Please tell us what your application is and we will send you by return mail complete information and prices on the proper release agent plus a FREE 16-ounce SAMPLE. Or else call us for even faster answers.

*Have a nice day!*

## CONTOUR

chemical company

3 draper street • woburn, mass. 01801 • tel: (617) 935-5910

Circle 222 on reader service card

## OPEN-LINE REED RELAYS


Quality Engineered at Low Cost  
Broad Line . . . From Distributor Stock

An exceptionally high quality line of Form A and Form C open frame reed relays — with up to 6 contacts (Form A) and 4 contacts (Form C) per relay! Available in standard coil voltages 5 to 48 VDC . . . Capable of switching up to 1/2 amp, 250 VDC (Form A) or 1/4 amp, 28 VDC (Form C). Only .350" high by 1.125" long, with terminals on .1" or .15" grid spacing. Electrostatic and electromagnetic shielding optional. Top performance at low cost . . . Tailored to fit your cost/environmental requirements.

Phone, wire or write.

### ELEC-TROL, INC.

26477 N. Golden Valley Road  
Saugus, California 91350  
(213) 788-7292  
TWX 910-336-1556



1973-74  
**eem**  
VOL. TWO

222 Circle 258 on reader service card

### Advertising Sales Staff

**Pierre J. Braudé** [212] 997-3485  
Advertising Sales Manager

**Atlanta, Ga. 30309:** Joseph Lane  
100 Colony Square, 1175 Peachtree St., N.E.  
[404] 892-2868

**Boston, Mass. 02116:** James R. Pierce  
607 Boylston St. [617] 262-1160

**Chicago, Ill. 60611:**  
645 North Michigan Avenue  
Robert W. Bartlett (312) 751-3739  
Paul L. Reiss (312) 751-3738

**Cleveland, Ohio 44113:** William J. Boyle  
[716] 586-5040

**Dallas, Texas 75201:** Charles G. Hubbard  
2001 Bryant Tower, Suite 1070  
[214] 742-1747

**Denver, Colo. 80202:** Harry B. Doyle, Jr.  
Tower Bldg., 1700 Broadway  
[303] 266-3863

**Detroit, Michigan 48202:** Robert W. Bartlett  
1400 Fisher Bldg.  
[313] 873-7410

**Houston, Texas 77002:** Charles G. Hubbard  
2270 Humble Bldg. [713] CA 4-8381

**Los Angeles, Calif. 90010:** Robert J. Rielly  
Bradley K. Jones, 3200 Wilshire Blvd., South Tower  
[213] 487-1160

**New York, N.Y. 10020**  
1221 Avenue of the Americas  
Warren H. Gardner [212] 997-3617  
Michael J. Stoller [212] 997-3616

**Philadelphia, Pa. 19102:** Warren H. Gardner  
Three Parkway,  
[215] 997-3617

**Pittsburgh, Pa. 15222:** Warren H. Gardner  
4 Gateway Center, [212] 997-3617

**Rochester, N.Y. 14534:** William J. Boyle  
9 Greylock Ridge, Pittsford, N.Y.  
[716] 586-5040

**San Francisco, Calif. 94111:** Don Farris  
Robert J. Rielly, 425 Battery Street,  
[415] 362-4600

**Paris:** Alain Offergeld  
17 Rue-Georges Bizet, 75 Paris 16, France  
Tel: 720-73-01

**Geneva:** Alain Offergeld  
1 rue du Temple, Geneva, Switzerland  
Tel: 32-35-63

**United Kingdom & Scandinavia:** Keith Mantle  
Tel: 01-493-1451, 34 Dover Street, London W1

**Milan:** Robert Saidel  
1 via Baracchini, Italy Phone 87-90-656

**Brussels:** Alain Offergeld  
23 Chaussee de Wavre  
Brussels 1040, Belgium  
Tel: 13-73-95

**Frankfurt/Main:** Fritz Krusebecker  
Liebigstrasse 27c, Germany  
Phone 72 01 81

**Tokyo:** Tatsumi Katagiri, McGraw-Hill  
Publications Overseas Corporation,  
Kasumigaseki Building 2-5, 3-chome,  
Kasumigaseki, Chiyoda-Ku, Tokyo, Japan  
[581] 9811

**Osaka:** Ryji Kobayashi, McGraw-Hill  
Publications Overseas Corporation, Kondo  
Bldg., 163, Umegae-cho Kita-ku, Japan [362] 8771

**Australasia:** Warren E. Ball, ITO Box 5106,  
Tokyo, Japan

### Business Department

**Stephen R. Weiss, Manager**  
[212] 997-2044

**Thomas M. Egan,**  
Production Manager [212] 997-3140

**Carol Gallagher**  
Assistant Production Manager [212] 997-2045

**Dorothy Carter,** Contracts and Billings  
[212] 997-2908

**Frances Vallone,** Reader Service Manager  
[212] 997-6057

### Electronics Buyers' Guide

**George F. Werner,** Associate Publisher  
[212] 997-3139

**Regina Hera,** Directory Manager  
[212] 997-2544

Electronics/January 10, 1974

# CTC ships more RF stripline power than any company in the world.

## Which has our competitors out beating the bushes.

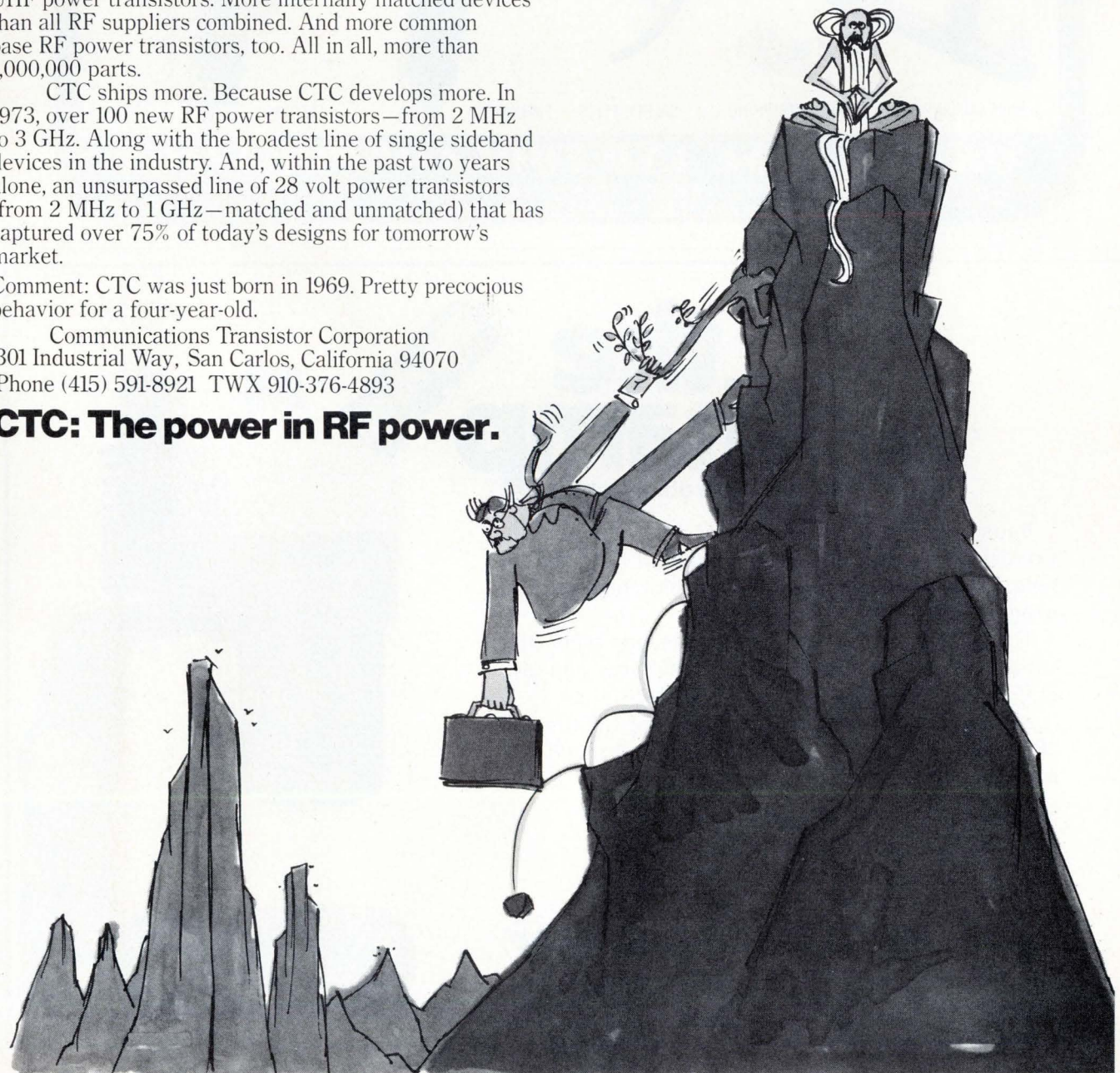
CTC ships more than 80% of the world's 12 volt UHF power transistors. More internally matched devices than all RF suppliers combined. And more common base RF power transistors, too. All in all, more than 1,000,000 parts.

CTC ships more. Because CTC develops more. In 1973, over 100 new RF power transistors—from 2 MHz to 3 GHz. Along with the broadest line of single sideband devices in the industry. And, within the past two years alone, an unsurpassed line of 28 volt power transistors (from 2 MHz to 1 GHz—matched and unmatched) that has captured over 75% of today's designs for tomorrow's market.

Comment: CTC was just born in 1969. Pretty precocious behavior for a four-year-old.

Communications Transistor Corporation  
301 Industrial Way, San Carlos, California 94070  
Phone (415) 591-8921 TWX 910-376-4893

**CTC: The power in RF power.**




**IN WIRE-WRAPPING  HAS THE LINE.....**

COILTITE® SLEEVES

COILTITE® BITS

HAND WRAPPING

MANUAL



N/C WIRE WRAPPING MACHINES



WIRE CUT AND STRIP

CABLE STRIPPING

SAFETY PLIER

PNEUMATIC

ELECTRIC

**OK MACHINE AND TOOL CORPORATION**

3455 CONNER STREET, BRONX, NEW YORK, N.Y. 10475 U.S.A.  
TELEX NO. 12-5091 PHONE (212) 994-6600 TELEX NO. 232395

Circle 224 on reader service card

**the Champ**  
problem solver


Bausch & Lomb StereoZoom 7 Microscope with Coaxial Illuminator is the answer to your need for full field, full aperture illumination; full color, high contrast imaging and better resolution.

This unique form of incident illumination eliminates surface glare from highly reflective surfaces and also effectively illuminates low contrast objects.

You zoom over a magnification range of 15X through 280X. Field diameter ranges from 0.55 in. through 0.03 in. Working distance is 3.0 in.—0.56 in.


**Send today for our catalog 31-15 and our FREE DEMONSTRATION offer.**

StereoZoom. Reg. T.M. Bausch & Lomb

**BAUSCH & LOMB** 

SCIENTIFIC OPTICAL PRODUCTS DIVISION


62301 Bausch Street, Rochester, New York 14602



For literature circle Reader Service Card No. 93  
For demonstration circle Reader Service Card No. 259

<b>Advanced Micro Devices</b> Keye/Donna/Pearlstein	10-11	<b>Dickson Electronics Corporation</b> N.A. Winter Advertising Agency	214	<b>Krohn-Hite Corp.</b> Impact Advertising, Inc.	5
* <b>Advanced Micro Devices</b> Keye Donna Pearlstein	9E	<b>Digital Equipment Corporation</b> Creamer, Trowbridge, Case & Basford, Inc.	50-51	<b>LFE Corp., Process Control Division</b> LFE Advertising	203
* <b>AEROCOM</b> Jacster Enterprises, Inc.	15E	<b>The Digiltran Company</b> Swarts Associates	16	<b>Lockhead Electronics Co.</b> McCann-Erickson, Inc.	39
<b>Airborn, Inc.</b> Crume & Associates, Inc.	215	<b>Disc Instruments, Inc.</b> Jansen Associates, Inc.	184	<b>Master Appliance</b> Klau-Van Piersers-Dunlap, Inc.	78
<b>Alden Electronics</b> Elliott Advertising Agency, Inc.	212	<b>Diva, Inc.</b> Haloff & Caine	22-23	<b>M C L, Inc.</b> Carr Liggett Advertising, Inc.	210
<b>Allen Bradley Company</b> Hoffman, York, Baker & Johnson Inc.	28	<b>EECO</b> The Greer Agency	178	<b>MEPCO/ELECTRA INC.</b> Welborn Advertising, Inc.	146-147
<b>Allied Chemical Corporation</b> (Specialty Chemical Division) Perspectus Inc.	165	<b>E-H Research Laboratories, Inc.</b> Hal Lawrence Inc.	142	<b>The Mica Corporation</b> Robert A. White Advertising	122
<b>American Microsystems Inc.</b> Wilton Coombs & Colnett Inc. Advertising	158-159	<b>Elec-Trol, Inc.</b> S. Michelson Advertising	222	■ <b>Micro Switch Division of Honeywell</b> N.W. Ayer & Son, Inc.	197
■ <b>Amphenol Components Group</b> <b>Bunker Ramo Corp.</b> Marsteller Inc.	26-27	<b>Electro Scientific Industries</b> Commark Group	150	<b>Monsanto Company</b> The Advertising Promotion Services	179
* <b>Anritsu Electric Co., Ltd.</b> Diamond Agency Co., Ltd.	11E	■ <b>Electronic Navigation Industries</b> Hart Conway Co., Inc.	14	<b>MOS Technology, Inc.</b> Henry S. Goodsett Advertising, Inc.	205
<b>Anzac Electronics</b> Ken Puleo Advertising	200,212	<b>Electronic Industries</b>	184	<b>Mostek Corporation</b> David W. Evans, Inc./Texas	15
‡ <b>Automatic Electric</b> Marsteller, Inc.	62-63	<b>Electronic Measurements Inc.</b> Hill Advertising Agency	192	<b>Motorola Semiconductor Products, Inc.</b> EB Lane & Associates, Inc.	45
<b>AVX Ceramics</b> Allied Advertising Agency Inc.	163	<b>Elgar Corp.</b> Chapman Michetti Advertising	81	<b>Motorola Timepiece Electronics Unit</b> Bozell & Jacobs, Inc.	228
<b>Ballantine Labs.</b> Lawrence Associates	170	* <b>English Electric Valve Co., Ltd.</b> The London Advertising Partnership	6E-7E	* <b>Mullard Ltd.</b> Roles & Parker Ltd.	9E
<b>Bausch &amp; Lomb, Inc.</b> Wolff Assoc., Inc.	224	■ <b>Erie Technological Products, Co., Inc.</b> Altman Hall Associates Advertising	21	<b>Murata Corp. of America</b> Kenmarc Advertising Inc.	160
<b>Biomation, Inc.</b> Paul Pease Advertising, Inc.	156	<b>Esterline Angus,</b> <b>A Unit of Esterline Corporation</b> Odiorne Industrial Advertising, Inc.	206,207	■ <b>National Semiconductor Corp.</b> Chiat/Day, Inc. Advertising	177
<b>Browne Corporation</b> Montecito Graphics	186	<b>Excellon Industries</b> Graham & Sparkman Advertising etcetera	88-89	<b>Neff Instruments Corp.</b> Larry Courtney Company	25
■ <b>Bulova Watch Co., Inc.,</b> <b>Electronics Division</b> E.E. Henkel and Associates, Inc.	162	<b>Fabri-Tek Inc.</b> Midland Associates, Inc. Marketing and Advertising Services	129	■ <b>Nicolet Instruments Corp.</b> Hagen Advertising Inc.	206
<b>Burroughs Corp.</b> Conti Advertising Agency, Inc.	7	<b>Fairchild Semiconductor, Inc.</b> Carson/Roberts, Inc. Adv., Division of Ogilvy & Mather, Inc.	46-47	* <b>Nippon Kogaku K.K.</b> K & L Advertising Agency	55
‡ <b>Bussmann Mfg.</b> <b>Division of McGraw-Edison Co.</b> Henderson Advertising Company	55	<b>Fluke Manufacturing Co., John</b> Bonfield Associates	209	<b>North Atlantic Industries, Inc.</b> Diversified Corporate Services, Inc.	166
<b>California Computer Products</b> Dailey & Associates Advertising	161	<b>Fuji Electrochemical Co., Ltd.</b> General Advertising Agency, Inc.	213	<b>Nortronics Company, Inc.</b> Allan & Alan, Inc.	183
<b>Cal-Tex</b> CTS Advertising	70	<b>General Automation</b> Chiat-Day, Inc. Advertising	148-149	<b>OK Machine &amp; Tool Corporation</b> Ted Kostew Advertising & Sales Promotion	224
■ <b>Cambridge Thermionic Corporation</b> Chirurg & Cairns, Inc.	187	■ <b>General Electric Co.,</b> <b>Semiconductor Products Department</b> Advertising & Sales Promotion Syracuse Operation	32	<b>Panasonic</b>	76
* <b>Canon Amsterdam N.V.</b> Euro Advertising B.V.	56	■ <b>General Instrument Corporation,</b> <b>Microelectronics Div.</b> Norman Allen Associates, Inc.	130	<b>Penguin Electronics, Ltd.</b> Media International	167
<b>Centralab Electronics Div.,</b> <b>Globe-Union Inc.</b> Action Communicators	168	■ <b>General Instrument Corporation,</b> <b>Semiconductor Comp. Div.</b> Norman Allen Associates, Inc.	42-43	* <b>Phillips Elcoma</b> Tag Internarco	2E
<b>Cherry Electrical Products, Corp.</b> Kolb/Tookey and Assoc., Inc.	217	<b>Gould Data Systems</b> Marsteller, Inc.	216	* <b>Phillips N.V. Pit/T &amp; M Division</b> Brockies Communications Systems SA	58
■ <b>Chicago Dynamic Industries, Inc.</b> Burton Browne Advertising	190	■ <b>Gould, Inc./Instrument Systems Div.</b> Carr Liggett Adv., Inc.	190	<b>Plessey Incorporated</b> TCI Advertising, Inc.	83
<b>Circuit-Stik, Inc.</b> Haaga Advertising	212	■ <b>Grayhill, Inc.</b> Stral Advertising Company, Inc.	198	<b>Powercube Corp., Div. of Unitrode</b> Advertising Assistance, Inc.	152
<b>C &amp; K Components</b> Van Christo, Inc.	210	<b>GTE Sylvania, Parts Division</b> Doyle, Dane, Bernbach, Inc.	173	■ <b>Premier Metal Products Corp.</b> Commercial Press, Inc.	228
■ <b>Coil Winding International Exhibitions, Ltd.</b> Colonsay Communications	188	<b>G.T. Schjeldahl Co.</b> Chuck Ruhr Assoc. Advertising, Inc.	181	<b>Prime Computer, Inc.</b> Wilson, Haight & Welch, Inc.	144-145
<b>Communications Transistor Corp.</b> Hall Butler Blatherwick, Inc.	223	<b>Harris Semiconductor</b> Tucker Wayne & Company	157	<b>Primo Co., Ltd.</b> General Advertising Agency, Inc.	226
■ <b>Computer Components, Inc.</b>	16E	■ <b>Heath/Schlumberger Scientific Instruments</b> Advance Advertising Services	227	<b>Pulse Engineering</b> Manning/Bowen and Associates	164
<b>Contour Chemical Co.</b> Engineered Advertising, Inc.	220	■ <b>Hewlett Packard</b> Richardson, Seigle, Rolfs & McCoy, Inc.	1	<b>Ramsey Engineering Co.</b> Midland Associates, Inc.	176
<b>Cosmo Electronics</b> Robert Whitehill, Inc. Advertising	170	■ <b>Hewlett-Packard</b> McCarthy, Scelba, and DeBiasi Adv. Agcy., Inc.	194	<b>RCA Service Company</b> Al Paul Lefton Company, Inc.	200
<b>CTS Corporation</b> Reincke, Meyer & Finn, Inc.	41	■ <b>Hewlett-Packard</b> Phillips Ramsey Advertising & Public Relations	2	<b>RCA State Division</b> Al Paul Lefton Company, Inc.	75,77,79
■ <b>Dale Electronics, Inc.,</b> <b>A Sub. of the Lionel Corporation</b> Swanson, Sinkey, Ellis, Inc. Advertising	4th Cover	<b>Hutson Industries</b> Greene, Webb Associates, Inc.	82	‡ <b>Rental Electronics, Inc.</b> Humphrey Browning MacDougall, Inc.	58
<b>Dana Laboratories</b> Dailey & Associates	17-20	<b>Illinois Tool Works</b> Post, Keyes, Gardner Inc.	215	<b>Rockland Systems</b> Rolf Johnsen, Inc.	201
<b>Data General Corporation</b> Scali, McCabe, Sloves, Inc.	90-91	<b>Inselek</b> Ambrose & Borrie Advertising	211	* <b>Rohde &amp; Schwarz</b>	1E
■ <b>Data Precision</b> Allied Advertising Agency, Inc.	169	<b>Interdata</b> Shaw Elliott, Inc.	134-135	<b>Rotron, Incorporated</b> Black-Russell-Morris	153
■ <b>Datel Systems, Inc.</b> John Donlan Advertising	3rd Cover	<b>Interdesign, Inc.</b> Robert A. Schlotfeldt	219	<b>Schauer Manufacturing Corp.</b>	193
<b>Delco Electronics Division,</b> <b>General Motors Corp.</b> Campbell-Ewald Company	136-137	<b>International Crystal Mfg., Co.</b> Robert V. Freeland & Associates	84	<b>Schlumberger</b> Scott MacTaggart Advertising	62-63
<b>Delta Products, Inc.</b> The William Loughran Company	191	<b>International Nickel Company</b> Ogilvy & Mather, Inc.	195	<b>Schneider Electronics Coporation</b> F.M. Field & Company, Inc.	85
<b>Diacon</b> Grant Rogondino Millard, Inc.	204	■ <b>Intronics</b> Impact Advertising Inc.	6	<b>SCHNEIDER</b> INTERMEDIA	85
<b>Deltac</b> Manning/Bowen and Associates	178	<b>Ise Electronics Corp.</b> Shinwa International, Inc.	12	<b>Scientific Atlanta/OPTIMA</b> Mohr & Co., Inc.	189
■ <b>Dialight Corporation</b> Michel-Cather, Inc.	2nd Cover	<b>Johnson Company, E.F.</b> Martin Williams Advertising	24	<b>Scientific Micro Systems, Inc.,</b> <b>Sub. of Corning Glass Works</b> The Warr Dept.	121


**CONTROL—precise**  
**SIZE—fits**  
**SUPPLY—fast**  
**PRICE—fine**




**Miniature Relay Type MPM-100**

- Available for various voltages AC & DC.
- Both 4PDT and DPDT contact switching requiring minimum driving power is available.
- Highly economical.
- Incorporates anti insulation fatigue device which prevents short-circuits.
- Uses UL-approved resin bobbin.

**Digital Line Printer LP-108**



- Compact size with simplified mechanism.
- Up to 18 columns.
- 14 characters per column.
- High reliability.
- Red/black printing.
- Print rate of 2.5 to 3.0 lines/sec.
- Low cost



**Miniature Motor Timer Type UT-500**

- Smart surface design. Plug-in type terminal.
- Economical due to simplified pointerless mechanism.
- Available in a variety of types ranging from 10 seconds to 24 hours, surface-mounted or flush-mounted.

Whichever way you take the measure of TEC control instruments you're getting top value. They work longer; give you more reliable performance for your money.

**TEC TOKYO ELECTRIC CO., LTD.**  
 14-10, 1-chome, Uchi-Kanda, Chiyoda-ku,  
 Tokyo, Japan

‡ Sorenson Company, A Unit of Raytheon Company Provandie Eastwood & Lombardi Inc.	44
Spectrol Electronics Corp. J M R Inc.	182
Sperry Information Displays Division N A Winter Advertising Agency	204
■ Sprague Electric Company Harry P. Bridge Company	8
Sprague-Goodman Electronics, Inc. Herbert Lindaur Associates	172
Stewart-Warner Microcircuits JMR Advertising	52
Sykes Datatronics, Inc. Muller Marketing & Advertising	196
■ Systron Donner, Concord Instruments Fred Schott & Associates	9, 196
■ Systron Donner Corp—Datapluse Div. Fred Schott & Associates	154
■ Tansitor Electronics Devey, Thompson & Vignola Advertising, Inc.	160
TEC, Inc. TEC-AD	200
Teikoku Tsushin Kogyo Co., Ltd. Diamond Agency Co., Ltd.	213
Tektronix, Inc. McCann Erickson, Inc.	37
* Teledyne Philbrick Ingalls Associates, Inc. Advertising	12E-13E
Teledyne Relays S. Michelson Advertising	65
Teradyne, Inc. Quinn & Johnson, Inc.	61
Texas Instruments, Inc. Kenyon & Eckhardt Advertising, Inc.	86-87
Texas Instruments Incorporated, Digital Systems Division Albert Frank-Guenther Law	66-67
Texas Instruments Incorporated, Semiconductor Group Tracy-Locke Advertising, Inc.	171
Thermalloy Warren-Guild	218
‡ Thomas & Betts Company McCarthy, Scelba, DeBiasi Advertising Agency, Inc.	68-69
Toko, Inc. Hakuhodo, Inc.	180
Tokyo Electric Co., Ltd. PAL, Inc./Export Advertising	226
Tung Sol Division, Wagner Electric Corp. Coordinated Communications	202
‡ United Chemicon, Inc. Spitz Advertising Agency, Inc.	92
United Systems Corp., A sub. of Monsanto Co. Advertising & Merchandising, Inc.	175
■ Unitrode Corporation Impact Advertising	31
U.S. Capacitor Corp. S. Michelson Advertising	208
■ Vactec, Inc. Coleman & Associates Advertising	199
■ Varo Semiconductor, Inc. Warren-Guild	218
■ Vector Electronic Company, Inc. Communications Management Company	180
Versatec, Inc. Hal Lawrence, Inc.	185
Victoreen Instrument Division Dix & Eaton, Inc.	174
‡ Weston Instruments, Inc. APCL* K, Inc.	56
* Yokogawa Electric Works, Ltd. General Advertising Agency, Inc.	92

**Classified & Employment Advertising**  
 F. J. Eberle, Manager 212-971-2557

<b>EQUIPMENT (Used or Surplus New) For Sale</b>	
American Used Computer Corp.	220
Phillip Fishman Co., Inc.	220
Jensen Tools	220
Mountain West Alarm	220
Multi-Logic Corp.	220
Poly Paks Corp.	220
Radiation Devices Co.	220
H. Shprentz	220

■ For more information on complete product line see advertisement in the latest Electronics Buyer's Guide  
 \* Advertisers in Electronics International  
 ‡ Advertisers in Electronics domestic edition




**UD-950 Uni-directional Dynamic Microphone**

This rugged unit features a steel case drawn into a modern flared style. The integral wind screen has been especially developed to provide maximum protection against breath blast and wind noise. A special cardioid element featuring unsurpassed smoothness of response and rejection of sounds originating from the rear of the microphone is employed. A special filter circuit has been built into the microphone to provide optimum response in both instrumental and vocal applications.

• For catalog, write to:  
**PRIMO MICROPHONE INC.**  
 SUITE 2207  
 111 EAST WACKER DRIVE, CHICAGO, ILLINOIS  
 60601, U.S.A.  
 TEL: (312) 565-0220, 0221  
 TELEX: 25-4225 PRIMO MUS CGO  
**PRIMO COMPANY LIMITED**  
 25-6-1 MURE, MITAKA-SHI, TOKYO, JAPAN  
 TEL: 0422-43-3121~9  
 TELEX: 2822-326 PRIMO J

Circle 95 on reader service card



**S.S. HOPE, M.D.**

Doctor . . . teacher . . . friend to millions on four continents—this floating hospital is a symbol of America's concern for the world's disadvantaged. Keep HOPE sailing.



Dept. A, Washington, D.C. 20007



**The new SR-255B . . .  
the industry's most  
extraordinary value in a  
10" strip chart recorder.**

Compare the lengthy list of standard features against other recorders. Compare the specifications. Then compare the price. The SR-255B clearly offers more recorder for your dollar.

**Choice of input spans.** Other recorders in this price range offer only one span. The 255B gives you pushbutton-selection of four: 10 mV, 100 mV, 1 V and 10 V full scale. And a variable span capability is built-in to allow expansion to 100 V full scale.

**10 digitally-derived chart speeds.** We pioneered the concept of the digit-

ally-driven stepper motor chart drive years ago. Most manufacturers have adopted it now. This system uses a precision stepper motor synchronized to a highly stable internal oscillator or external TTL signal. There is no backlash . . . no complicated mechanical system to get out of adjustment. Chart speeds of 10, 5, 2, 1, 0.5, 0.2, 0.1, 0.05, 0.02 and 0.01 inches or cm per minute are instantly selectable. And speeds are accurate to 0.5% or better.

**High impedance floating input** provides better than  $10^7$  ohms input impedance with less than 10 nA bias current on 10 mV, 100 mV and 1 V ranges. This input impedance is higher than many other recorders and minimizes source loading. Impedance on the 10 V range is 1 megohm.

**Switchable input filtering** enhances the recorder's ability to reject 50/60 Hz noise by 20 dB. **Complete remote control capability** by TTL signals is standard. **Other features** include easy conversion to metric system, easy paper loading, pushbutton chart advance, rack-mount design, electrical pen lift . . . all standard. Use the coupon to get your FREE Heath/Schlumberger catalog and learn more about real value in strip chart recorders.

**Factory assembled & calibrated SR-255B, 20 lbs. . . . . \$335.00\***

*Also available is a 1V fixed span recorder for O.E.M. and industrial use.*

*Contact factory for price and delivery information.*

**Two autoranging 110 MHz frequency counters**

The Heath/Schlumberger SM-128A and SM-128B . . . a pair of high performance counters at very reasonable prices. The 128s deliver guaranteed performance to 110 MHz with 15 mV sensitivity. Typical performance is even better: 140 MHz at 2-10 mV sensitivity. Front panel sensitivity control allows adjustment of the input amplifier trigger level above and below the zero-crossing point . . . ideal for minimizing the effects of noise on the signal. Two preset gate intervals of 1 second and 10 ms are switch-selectable . . . or use the autoranging function, which automatically determines the correct range for maximum resolution without overranging. The SM-128A uses a standard clock stable to  $\pm 10$  ppm over 0-40° C. For applications requiring very high precision, choose the SM-128B, with temperature stability of  $\pm 1$  ppm. Additional features of both versions include 7-digit LED readout with leading zero blanking . . . high impedance 1 megohm/15 pF for minimum loading . . . external time base oscillator input for very high accuracy measurements or frequency ratio work . . . dual-primary power supply . . . rugged, compact design. Use the coupon to get your FREE Heath/Schlumberger catalog and see the rest of our frequency counter line . . . from 30 MHz to 600 MHz.


**Factory assembled & calibrated SM-128A, standard timebase, 10 lbs. . . . . \$325.00\***

**Factory assembled & calibrated SM-128B, high stability timebase, 10 lbs. . . . . \$395.00\***

**Three new  
high performance,  
low cost lab  
instruments from  
Heath/Schlumberger**

SM-128A 110 MHz autoranging frequency counter, only \$325\*

SR-255B 10", 10 mV-10 V, 10 speed recorder, just \$335\*

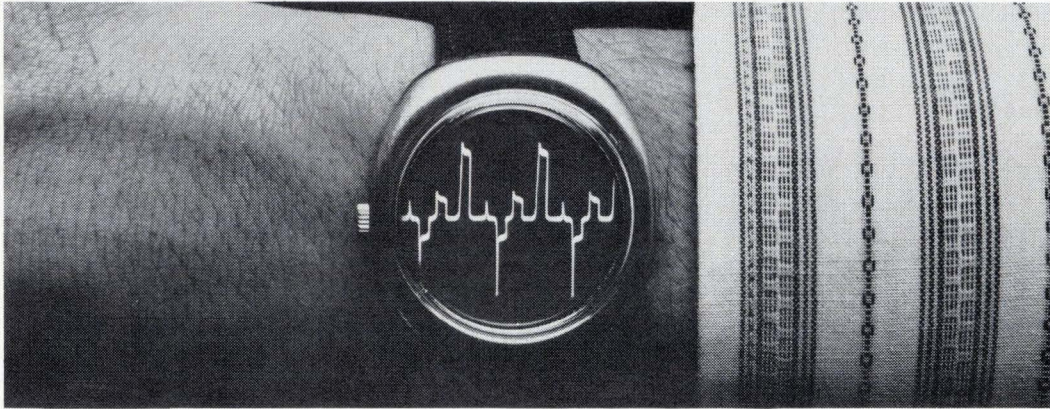


FREE! Latest Heath/Schlumberger electronic instruments catalog, featuring these and dozens of other high performance, low cost instruments: scopes, power supplies, meters, generators, etc. Use coupon to get yours now.



HEATH <b>Schlumberger</b>	
Heath/Schlumberger Instruments Dept. 531-283 Benton Harbor, Michigan 49022	
<input type="checkbox"/> Please send latest electronic instruments catalog.	
Name _____	
Title _____	
Company/Institution _____	
Street _____	
City _____	State _____ Zip _____
*Mail order prices; FOB factory	
EK-411	

# If you've got the timepiece, we've got the electronics.



We've got  
CMOS integrated circuits.  
quartz crystals.  
liquid crystals.  
micro stepping motors.  
analog systems.  
digital systems.

We help solve your problems by being a single, reliable source for virtually all of your electronic timepiece needs. Please call or write Marketing Director Motorola Timepiece Electronics, 3102 North 56th Street, Phoenix, Arizona 85036. (602) 244-4406.

**MOTOROLA**  
Timepiece Electronics

*Bringing more than 45 years of electronic experience to the world's watch makers.*



Circle 228 on reader service card

## OUR CLAIM TO FAME... TRIMLINE ENCLOSURES

- RUGGED—FUNCTIONAL CONSTRUCTION ■ ESTHETICS KEYED TO MODERN SYSTEMS
- PROMPT SERVICE & AVAILABILITY ■ ECONOMICAL PRICING





### Assorted rear panel accessory options

1. Side Hinged Door Panel (SHP Series)
2. Formed Panel (FP Series)
3. Perforated Formed Panel, 1/16" dia. holes on 1/8" staggered centers (PFP Series)
4. Formed Louvred Panel (FPL Series)

Standard 1/8" & 3/16" flat panels also available (ARP, MAP, RP Series)

### TIC Series Construction Details (front and rear identical)

5. Trim: Extruded, anodized aluminum with black vinyl inlay
  6. Chassis/Shelf Support (accessory)
  7. Welded stiffener channel and hand grip support
  8. Full extension slides with mounting hardware (accessory)
  9. Recessed panel mounting channels and structural supports (4 per case) Standard EIA & WE hole spacing provide for frontal mounting and internal equipment mounting. Hardware supplied
  10. Carrying Grip with vinyl inlay
  11. Case Body, welded, formed steel (20 ga.) with welded 16 ga. channel gusseting and channel stiffeners
  12. Non-marring feet
- Standard Finishes:** Textured Vinyls, 13 colors  
Semi-gloss Enamels, 10 colors



 Complete catalog and prices on request . . .

**PREMIER METAL PRODUCTS COMPANY**  
337 Manida Street, Bronx, New York 10474 (212) 991-6600

228 Circle 229 on reader service card

Electronics/January 10, 1974