




# GENERAL PURPOSE PROBE INTERFACE

for Hewlett-Packard Logic Analyzers

Models  
10277A  
10277B  
10277C

TECHNICAL DATA 1 APR 78



## INTRODUCTION

Hewlett-Packard's General Purpose Probe Interface provides a convenient method of connecting HP Logic Analyzers to digital systems. Connection to the system is through two 40 pin connectors. An interconnecting board in the interface allows you to define which of the system signals are supplied to the analyzer through wire-wrap terminals. In addition, the interconnecting board provides space for active circuits to allow pre-processing of signals before being clocked to the Logic Analyzers. Three probe interfaces are available for use with Hewlett-Packard Models 1610A, 1615A, and 1600A/1607A Logic Analyzers.

## APPLICATIONS

### EASY CONNECTION TO SYSTEMS

The 10277 has two 40 pin connectors which allows connection to various systems through ribbon cables. There are also a variety of connectors and cables available for direct connection to 40 pin dual in-line package sockets, 40 pin clips for connecting to 40 pin


integrated circuits, or standard 40 pin male connectors for connecting to dedicated sockets. The logic analyzer probe pods plug directly into connectors on the interface which eliminates the need for individual probe lead connections.

### SIGNAL PRE-PROCESSING

The removable interconnection board has space for wire-wrapping integrated circuits which allows easy setup of pre-processing circuits. There are four rows of 54 holes spaced on 7.6 mm (0.3 in.) centers with the holes in each row spaced on 2.5 mm (0.1 in.) centers. This allows serial-to-parallel conversion, latching data from multiplexed buses, generating OR'd clocks from multi-clock systems, or allows differential receivers to accept signals from line drivers.

### CHANGING TYPES OF ANALYSIS

Systems generally have address, data, control, and status lines which, depending on the word width of the minicomputer and analyzer, means that only a few of



**Figure 1.** The Model 10277 General Purpose Probe interface is supplied with two wire-wrap interface boards, two ribbon cables with connectors, and two male connectors for mounting in your system.

these lines can be analyzed at one time. For example, program execution is observed by monitoring the address and data lines while bus arbitration is studied by monitoring control lines. The removable interconnecting board allows you to change analysis modes quickly without disturbing connections to the system or re-wrapping the board for different tests.

## SPECIFICATIONS

**INPUT CONNECTORS:** two 40 pin connectors to interface with a system. Two BNC connectors are included on the interconnecting board to allow external signals or power to user constructed circuits on the board.

**OUTPUT CONNECTORS:** four data connectors for HP Logic Analyzers with Model 10248 or 10231C data probes. One clock connector for HP Logic Analyzers with 10247, 10248 or 10230C clock probes.

### GENERAL

**Weight:** net, 0.75 kg (1.7 lb); shipping, 2 kg (4.4 lb).

**Dimensions:** see outline drawing.

**Accessories Supplied:** two removable interconnecting wire-wrap boards (HP P/N 10277-66501), two 36 cm (14 in.) ribbon cables with 40 pin female connectors on each end (HP P/N 10277-61601), and two 40 pin male connectors (HP P/N 1251-3004).


### ORDERING INFORMATION

**Model 10277A Interface for 1610A** ..... \$400.

**Model 10277B Interface for 1615A** ..... \$400.

**Model 10277C Interface for 1600A or 1607A** ..... \$400.

**Option 001 (10277A/B only) replaces one wire-wrap board (HP P/N 10277-66501) with a prewired board for connection to Minicomputer Microprocessor Interfaces; and replaces the 35.5 cm (14 in.) cable (HP P/N 10277-61601) with a 91.5 cm (3 ft) cable (HP P/N 10277-61602)** ..... N/C



**Figure 2.** Additional wire-wrap boards and ribbon connectors are available as accessories (refer to specifications).

## ACCESSORIES AVAILABLE

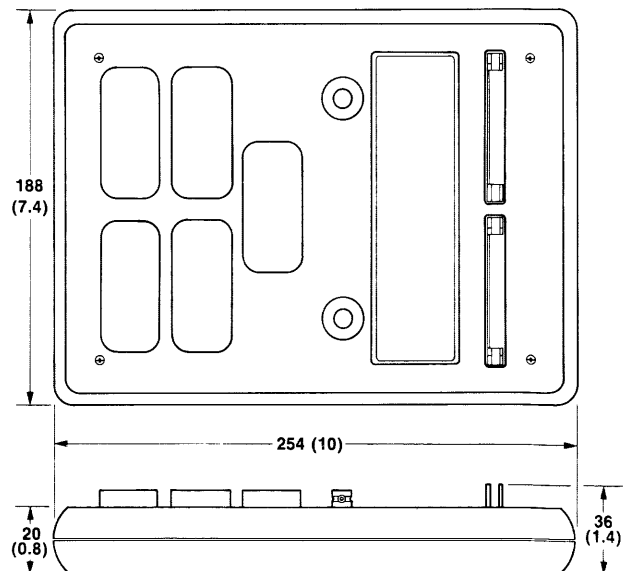
- Interconnecting wire-wrap board with connectors (two supplied on initial order of a 10277). (HP P/N 10277-66501)..... **\$100.**
- Ribbon cable, 30.5 cm (12 in.), with a 40 pin female connector and a 40 pin clip (HP P/N 01611-61609) ..... **\$80.**
- Ribbon cable, 10.2 cm (4 in.), with a 40 pin female connector and a 40 pin plug (HP P/N 01611-61612) ..... **\$26.**
- Ribbon cable, 30.5 cm (12 in.) with a 40 pin female connector and a 40 pin plug (HP P/N 01611-61610) ..... **\$30.**

Prices apply only to domestic U.S. customers.

Front cover photo shows a Model 10277 interface connected to a minicomputer through ribbon connectors. The Analyzer probes plug directly into the interface without the need for time-consuming individual lead connections.

### NOTES

1. DIMENSIONS ARE FOR GENERAL INFORMATION ONLY IF DIMENSIONS ARE REQUIRED FOR BUILDING SPECIAL ENCLOSURES, CONTACT YOUR HP FIELD ENGINEER.
2. DIMENSIONS ARE IN MILLIMETRES AND (INCHES)



Prices and Specifications subject to change.

PRINTED IN U.S.A.